

FEMA National Watch Center

Daily Operations Briefing

Wednesday, December 24, 2025

8:30 a.m. ET



FEMA

National Current Operations / Monitoring

New Significant Incidents / Ongoing Ops

- No new significant incidents / operations

Hazard Monitoring

- Heavy Rain / Flash Flooding – California, Southwest
- Heavy Snow – California
- Freezing Rain – Pacific Northwest, Northern Plains

Disaster Declaration Activity

- No new declaration activity

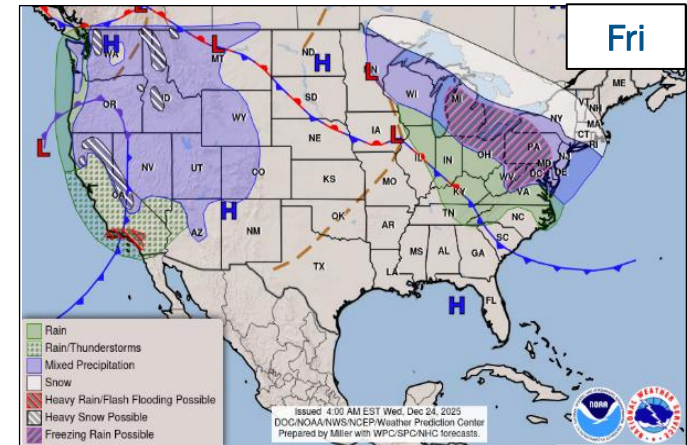
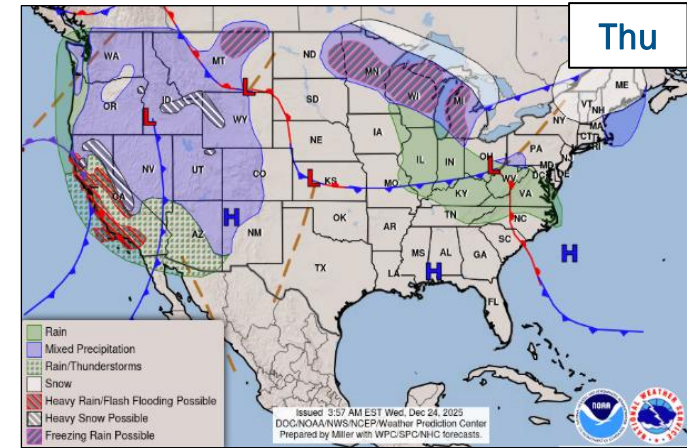
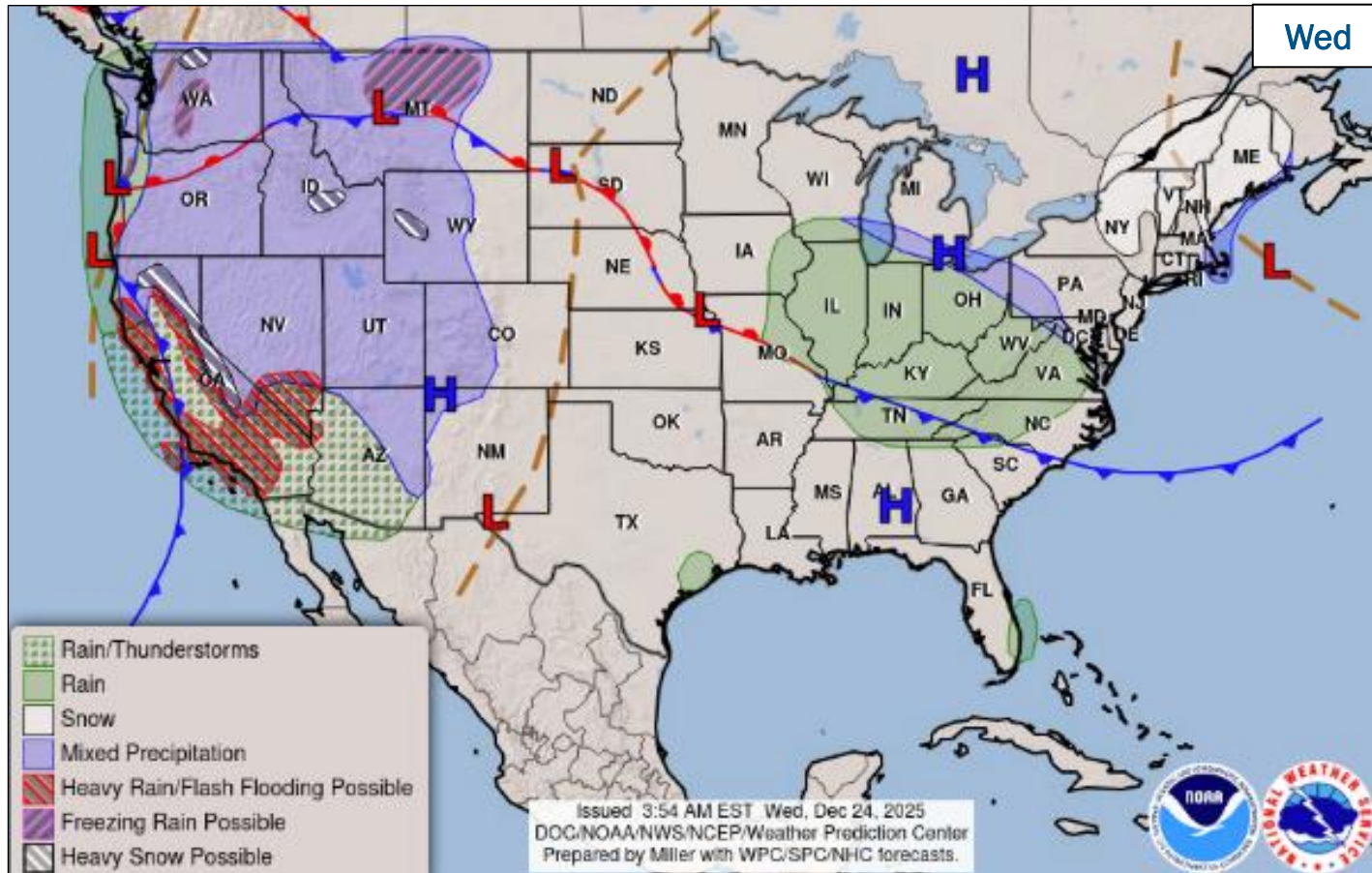
Event Monitoring

- No new significant events



FEMA

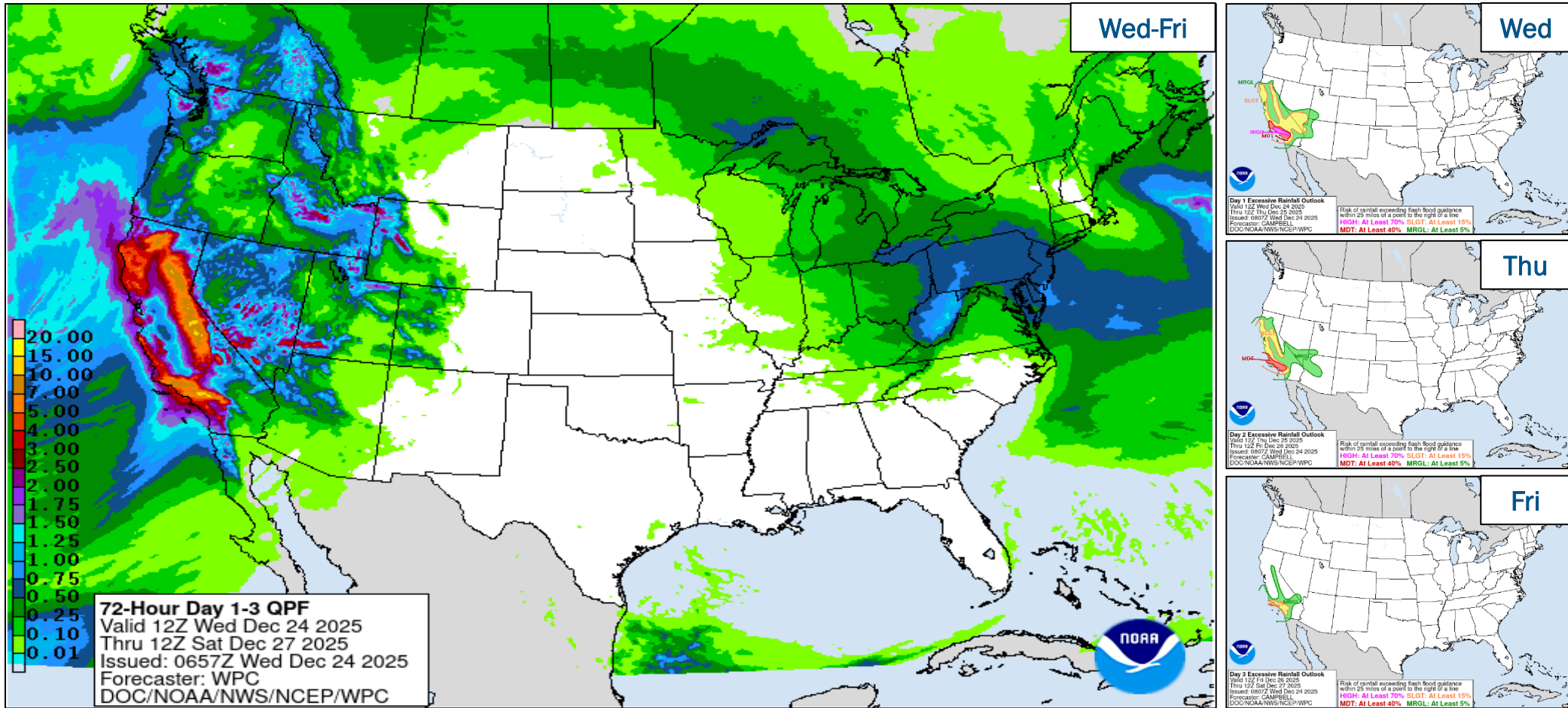
National Weather Forecast



FEMA

National Watch Center

Precipitation & Excessive Rainfall



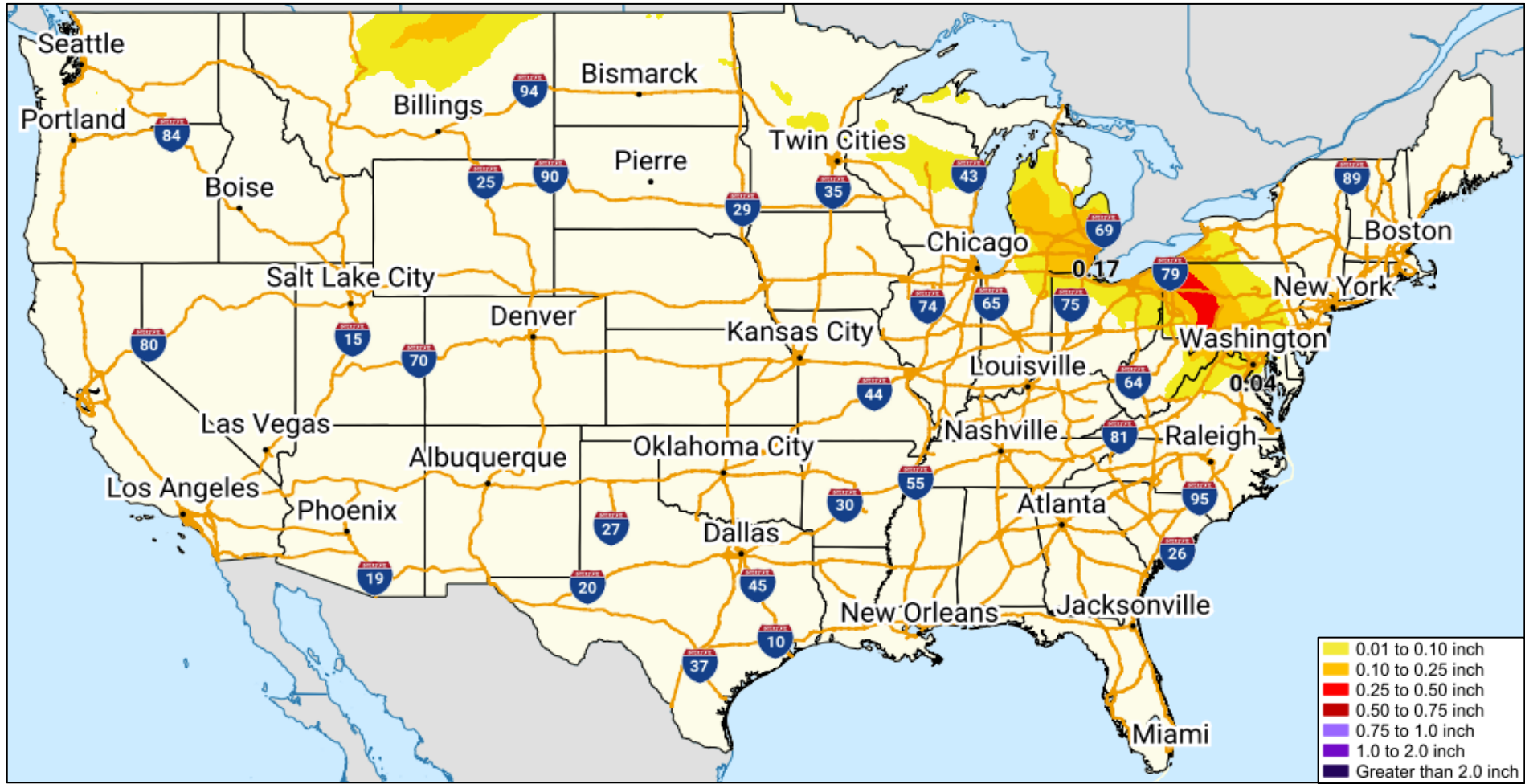
FEMA

Snowfall Forecast



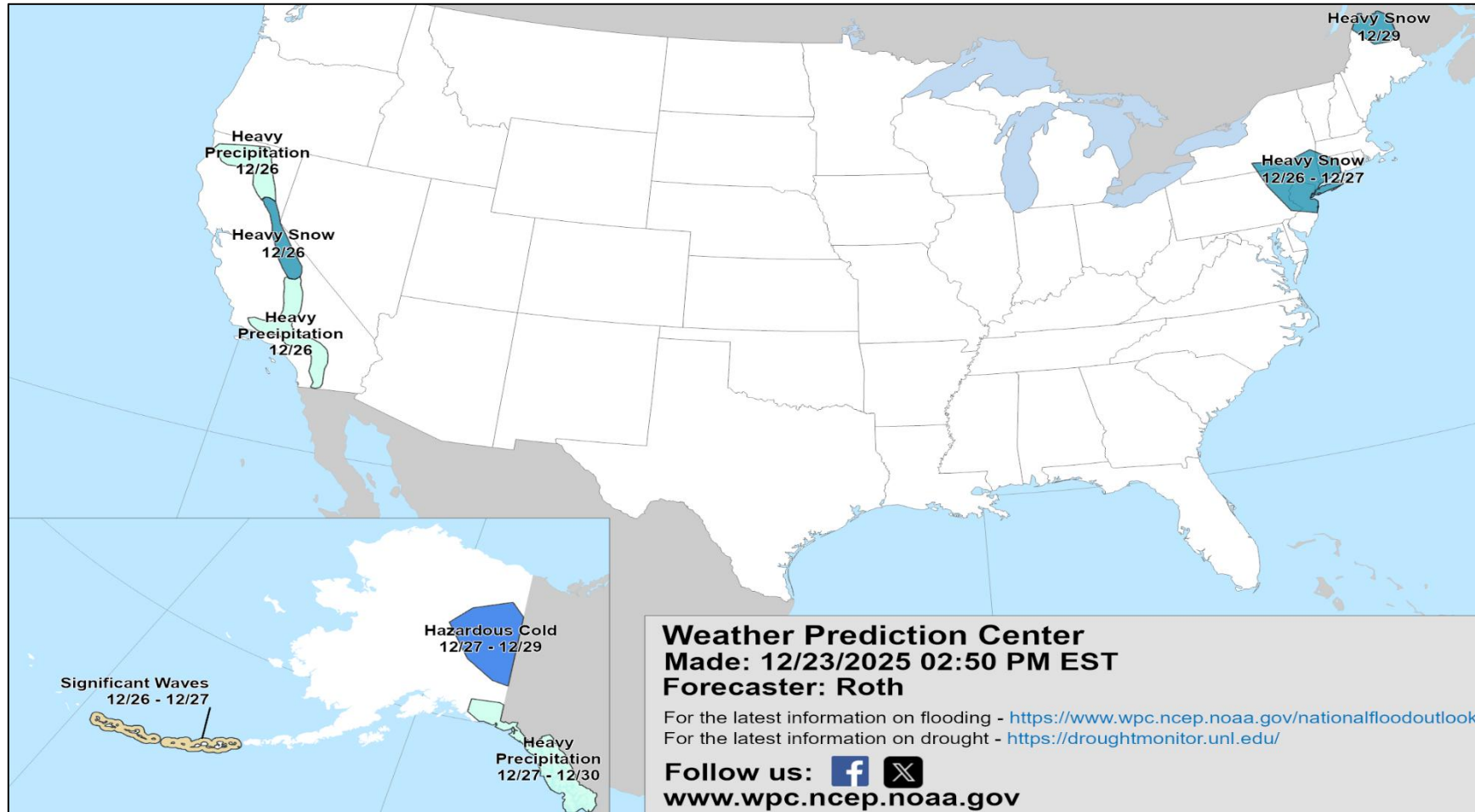
FEMA

Ice Accumulation Forecast



FEMA

Hazards Outlook – Dec 26-30



FEMA

National Watch Center

FEMA Common Operating Picture

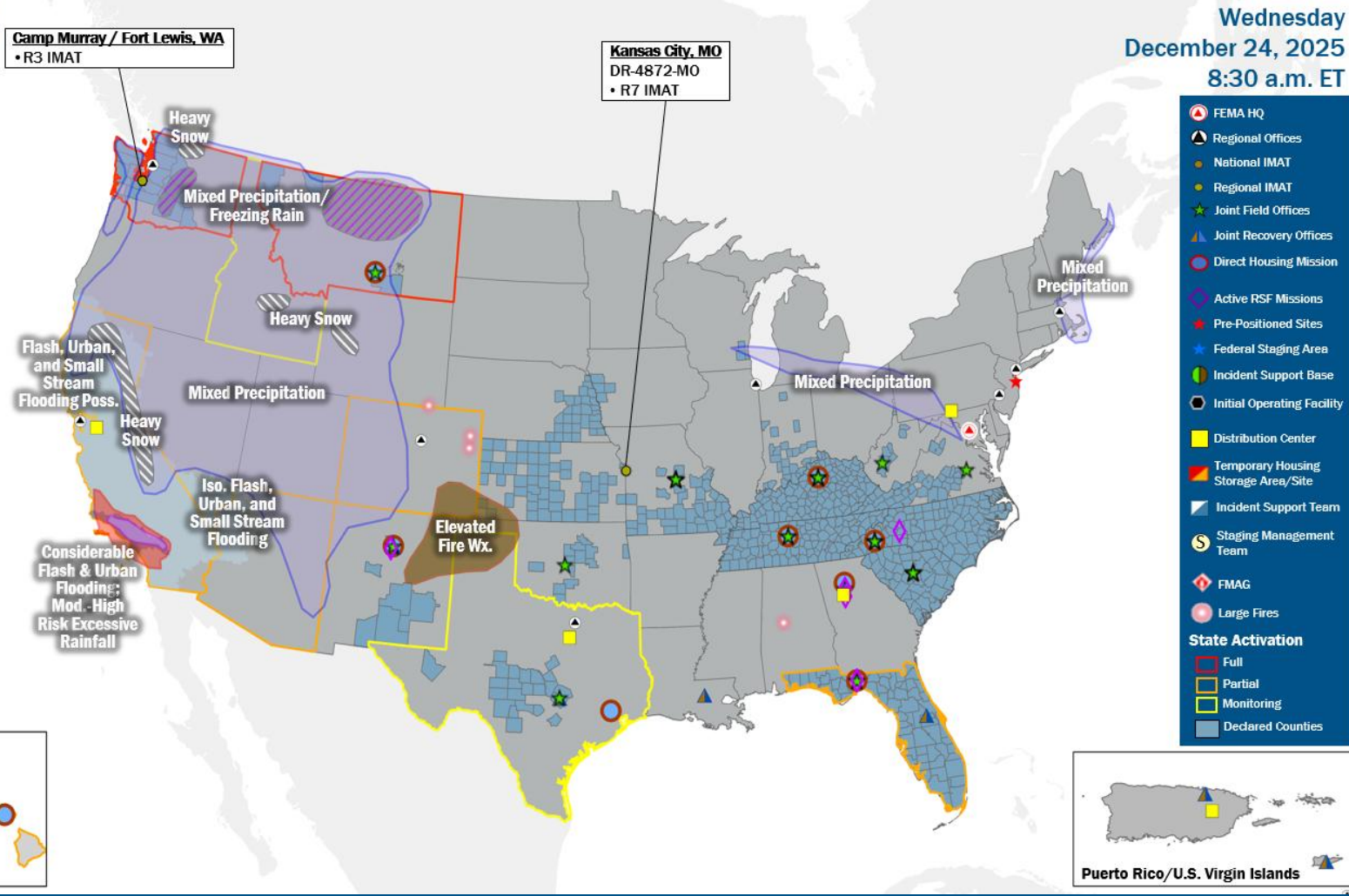
13 Joint Field Offices **Supporting** **42** Major Disasters **+** **8** Emergency Declarations **11** Direct Housing Missions **8** RSF-Supported Disasters **6** Joint Recovery Offices

Wednesday
December 24, 2025
8:30 a.m. ET

FEMA HQ		
NWC	NRCC	
Monitoring	Steady State	
FEMA REGIONS		
Watch	RRCC	
Monitoring	R1	Rostered
Monitoring	R2	Rostered
Monitoring	R3	Rostered
Monitoring	R4	Rostered
Monitoring	R5	Rostered
Monitoring	R6	Rostered
Monitoring	R7	Rostered
Monitoring	R8	Rostered
Monitoring	R9	Rostered
Monitoring	R10	Rostered
Notes:		
NRCC/RWCs/RRCCs:	State EOCs:	
• R5 RWC: Staffing (Dayshift only)	• HI: Wildfires	
	• FL: Previous Incidents	
	• AZ/MT/TX: Flooding	
	• CA/ID/WA: Atmospheric River	
	• CO: High Winds	
IMATs:		
• R10 IMAT: Reconstituting Dec 12-26		
Surge Capacity Force		
Rostered	Deployed	
7,970	0	

N-IMATs	
2-5 Teams Available	
Red	
White	
Blue	
Gold	
HS	
R-IMATs	
≥ 7 Teams Available	
R1	3
R2	
R3	WA (Dec 11)
R4 (1)	
R4 (2)	1
R5	
R6 (1)	
R6 (2)	2
R7	MO (Oct 27)
R8	
R9 (1)	
R9 (2)	
R10	Reconstituting
<ul style="list-style-type: none"> Fully Mission Capable (FMC) Partially Mission Capable (PMC) Not Mission Capable (NMC) Deployed 	

REGIONAL BREAKDOWN				
	JFO	DR	EM	JRO
R1	0	0	0	0
R2	0	0	0	2
R3	2	4	1	0
R4	6	16	5	1
R5	0	2	0	0
R6	3	5	1	3
R7	1	12	0	0
R8	1	2	1	0
R9	0	0	0	0
R10	0	1	0	0



IM Workforce

11,601 (+5) Assigned
5,728 (+20) Unavailable
2,907 (-18) Deployed

26 % / 2,966 (+3) Available

IM Cadre Availability

14 (-1) Cadres ≤ 25% Availability

Alternative Dispute Resolution: 13% (4/31); Civil Rights: 15% (15/100); Disability Integration: 24% (4/17); External Affairs: 11% (33/287); Environmental Planning and Historic Preservation: 8% (50/664); Field Leadership: 16% (19/119); Financial Management: 24% (44/183); Hazard Mitigation: 10% (78/782); Human Resources: 17% (27/159); Interagency Recovery Coordination: 20% (39/195); Public Assistance: 16% (335/2,043); Planning: 8% (27/351); Safety: 8% (7/89); Security: 11% (12/112)

MERS

≥ 66%

36 Assigned
6 Unavailable
0 Deployed

30 Available

US&R

≥ 66%

28 Assigned
4 (+1) Unavailable
0 (-1) Deployed

24 Available

FCO

2 Type I

38 Assigned
8 Unavailable
24 (17 FCOR) Deployed

6 Available

Declaration Requests in Process – 8

State / Tribe / Territory – Incident Description	Type	IA	PA	HM	Requested
MT – Water Systems Failure	EM		X		Oct 22
POA** – Severe Storms and Flooding	DR	X	X	X	Oct 22
AZ – Severe Storms and Flooding – Denied	DR		X	X	Oct 24
AZ – Severe Storms, Flooding, Landslides, and Mudslides	DR	X			Nov 12
VT – Severe Storm and Flooding – Appeal	DR		X	X	Nov 20
IL – Severe Storms and Flooding – Appeal	DR	X			Nov 21
IL – Severe Storms, Straight-line Winds, and Flooding – Appeal	DR	X			Nov 21
KS – Severe Storms, Straight-line Winds, and Flooding	DR		X	X	Nov 21
LLBO*** – Building Fire	DR		X	X	Nov 30

*Rosebud Sioux Tribe, **Pueblo of Acoma, ***Leech Lake Band of Ojibwe



FEMA

National Watch Center



FEMA

Helping people before, during, and after disasters.



Scan to subscribe to this briefing.