

FEMA National Watch Center

# Daily Operations Briefing

Sunday, December 24, 2023

8:30 a.m. ET



**FEMA**

# National Current Ops / Monitoring

---

## New Significant Incidents / Ongoing Ops

- No significant incidents / operations

## Hazard Monitoring

- Heavy Rain / Flash Flooding – Lower Mississippi Valley and Southern/Central Plains
- Winter Weather – Upper Midwest

---

## Disaster Declaration Activity

- No new declaration activity

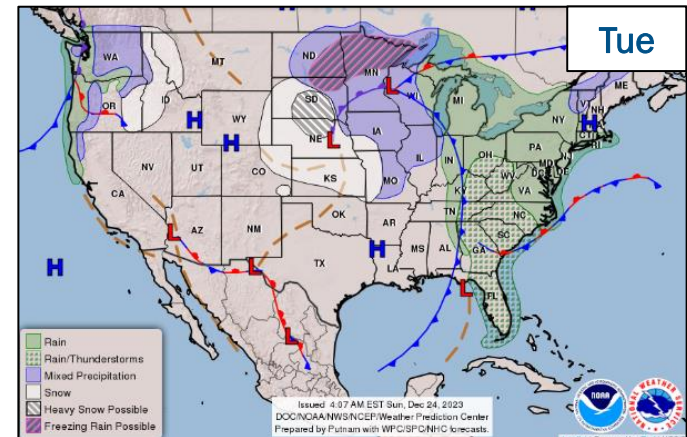
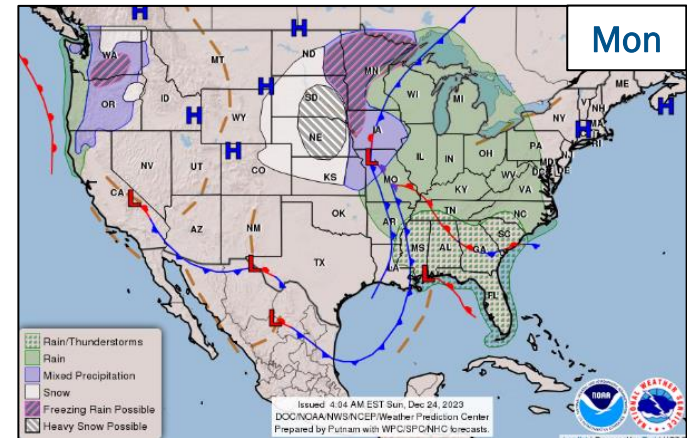
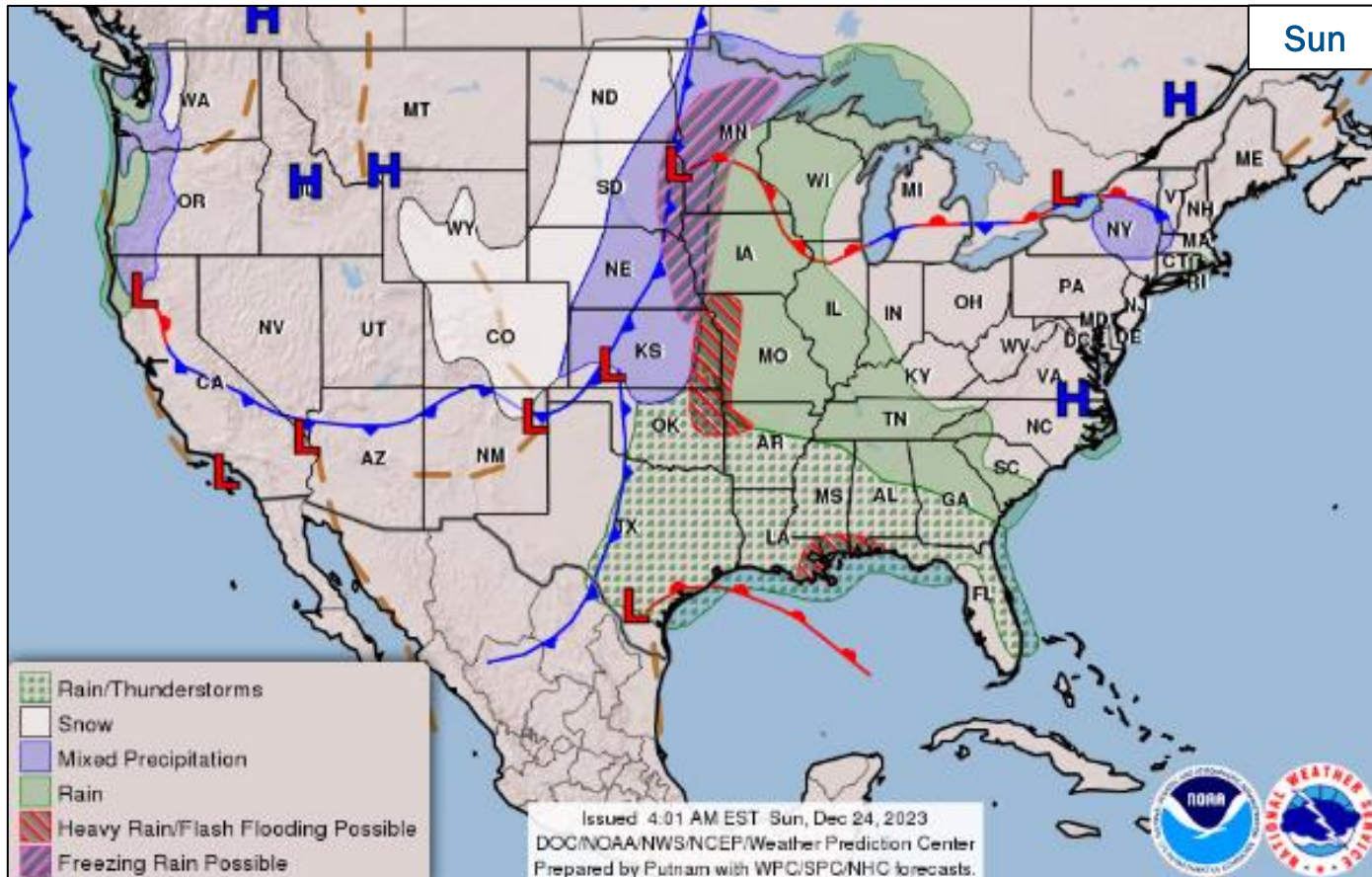
## Event Monitoring

- No significant events



**FEMA**

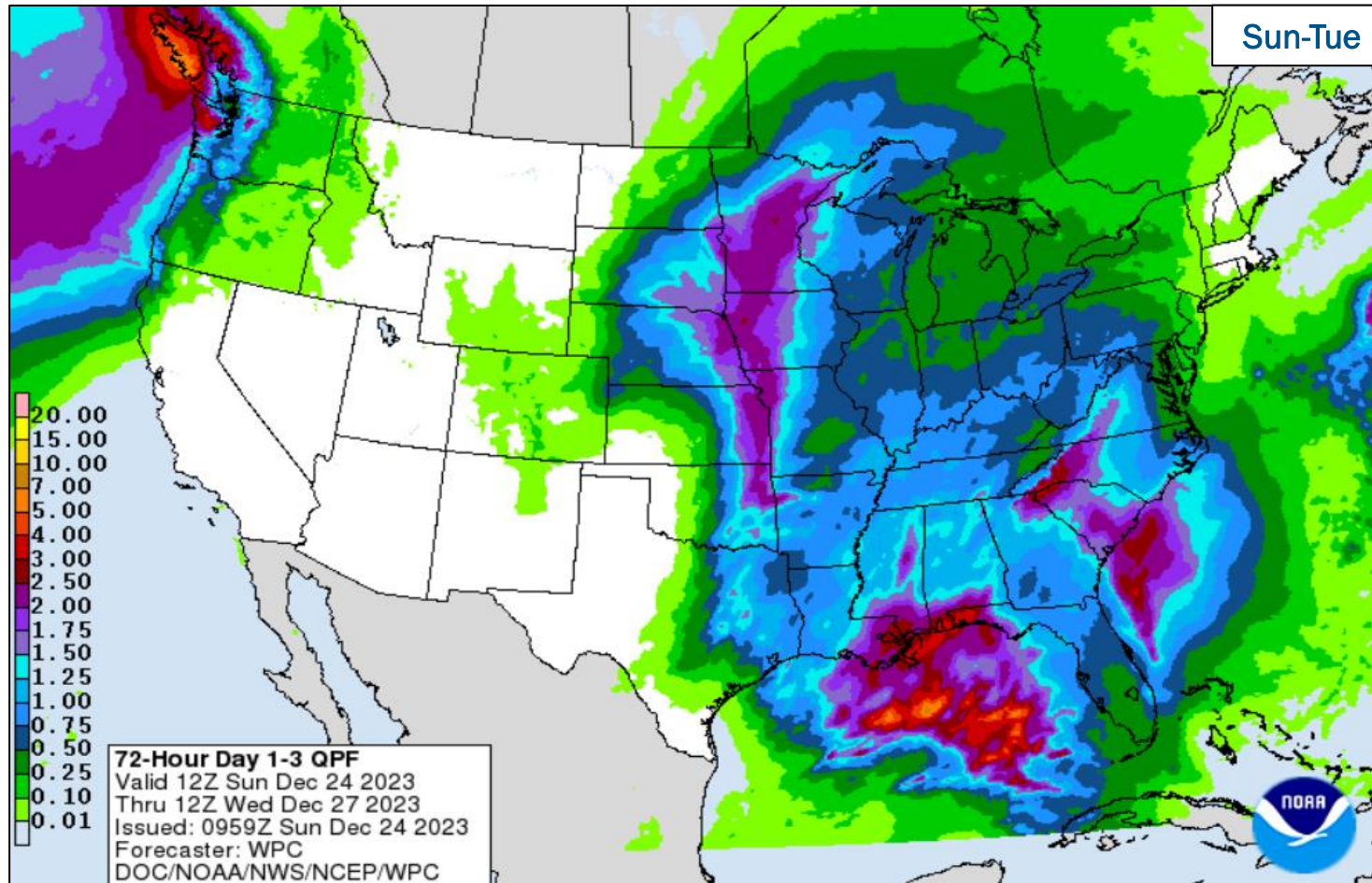
# National Weather Forecast



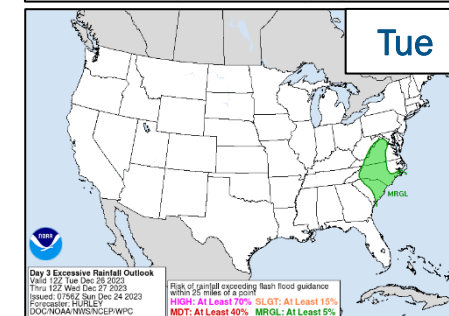
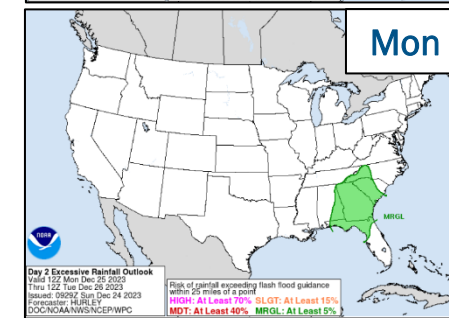
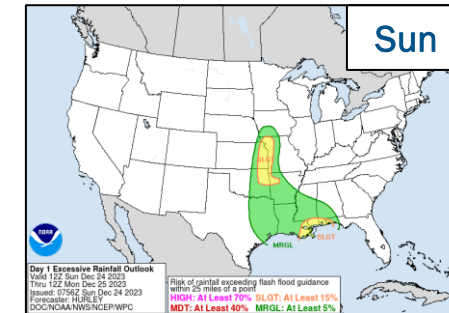
FEMA

National Watch Center

# Precipitation & Excessive Rainfall



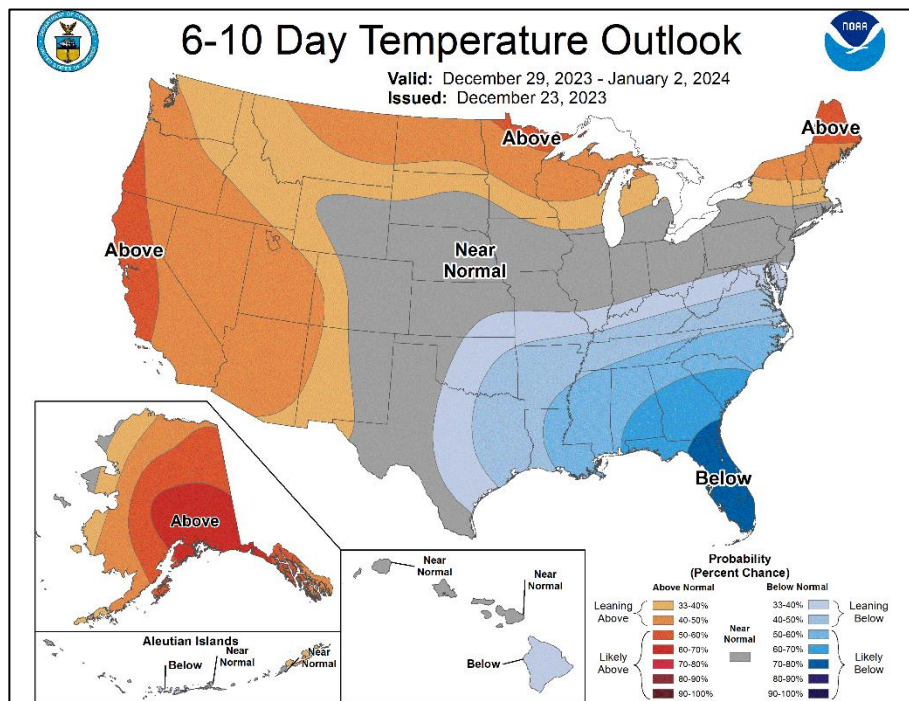
Sun-Tue



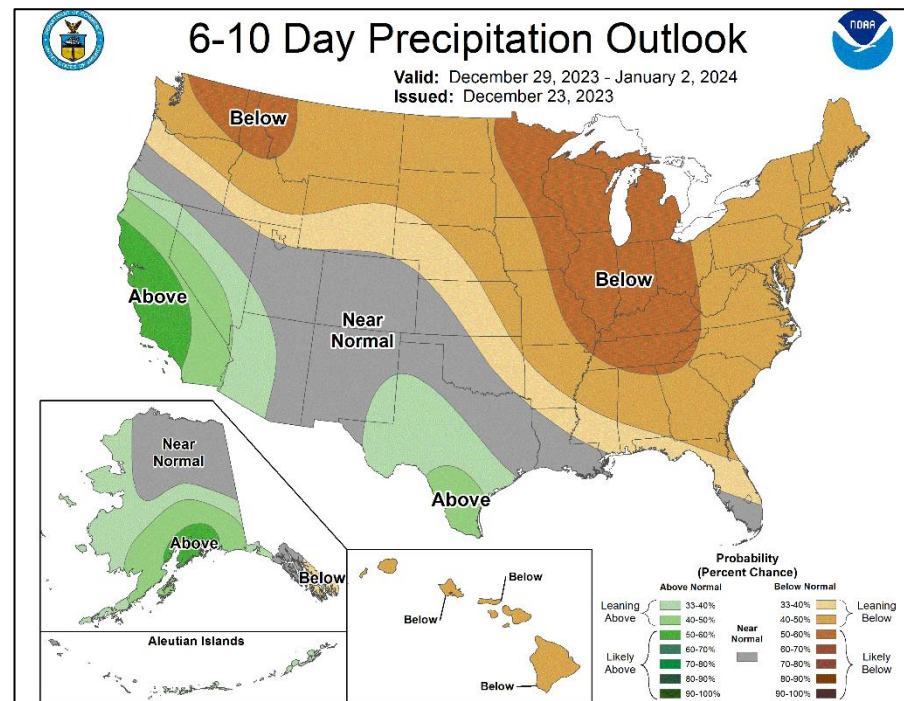
FEMA

National Watch Center

# Long Range Outlooks – Dec 29 –Jan 2



6-10 Day Temperature Probability



6-10 Day Precipitation Probability




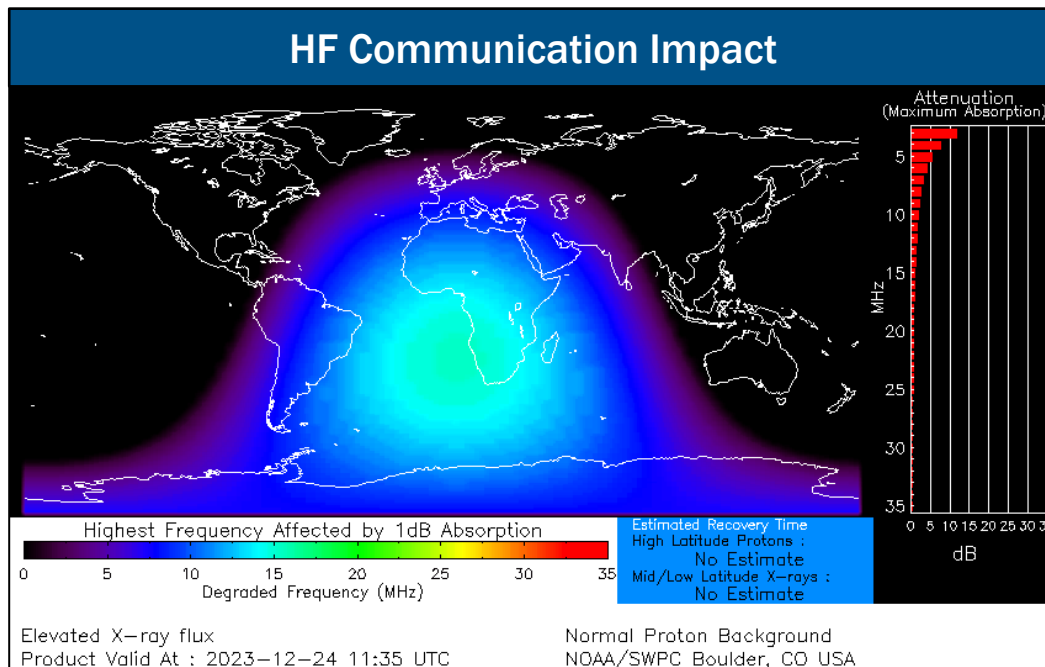
FEMA

National Watch Center

# Space Weather Outlook

Minor	Space Weather Activity	Geomagnetic Storms	Solar Radiation	Radio Blackouts
Past 24 Hours	None	None	None	None
Next 24 Hours	None	None	None	None

For further information on NOAA Space Weather Scales refer to: <http://www.swpc.noaa.gov/noaa-scales-explanation>  
 For further information on Sunspot Activity refer to: <https://www.swpc.noaa.gov/phenomena/sunspotssolar-cycle>



**FEMA**

National Watch Center

# FEMA Common Operating Picture

**17** + **5** **68** + **4** **8** **26**  
 Joint Field Offices Virtual Joint Field Offices Supporting Major Disasters Emergency Declarations Direct Housing Missions RSF-Supported Disasters

Sunday  
 December 24, 2023  
 8:30 a.m. ET

FEMA HQ	
NWC	NRCC
Monitoring	Activated
FEMA REGIONS	
Watch	RRCC
Monitoring	I Rostered
Monitoring	II Rostered
Monitoring	III Rostered
Monitoring	IV Rostered
Monitoring	V Rostered
Monitoring	VI Rostered
Monitoring	VII Rostered
Monitoring	VIII Rostered
Monitoring	IX Rostered
Monitoring	X Rostered

N-IMATs	
2-5 Teams Available	
Red	
White	
Blue	
Gold	
HS	

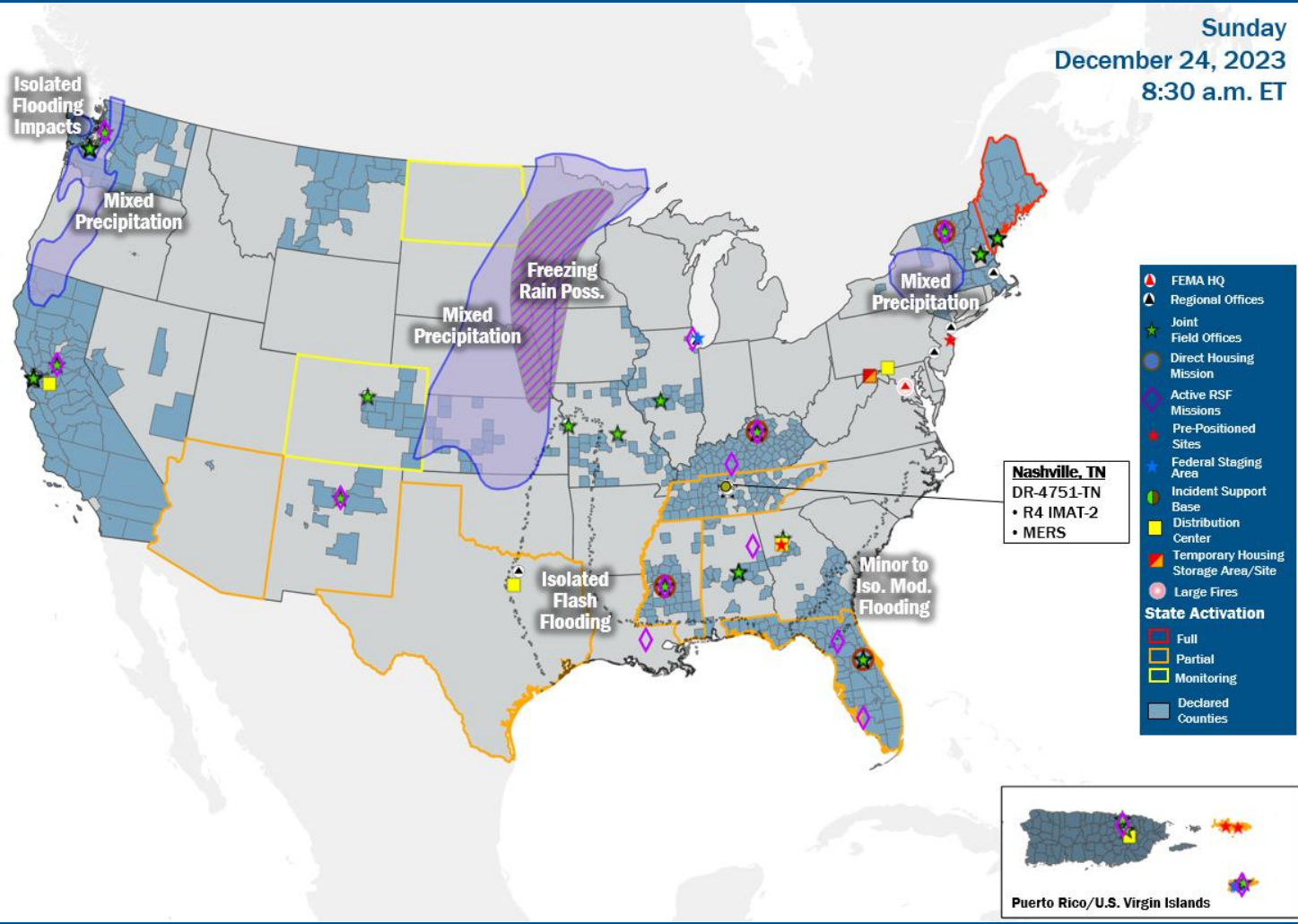
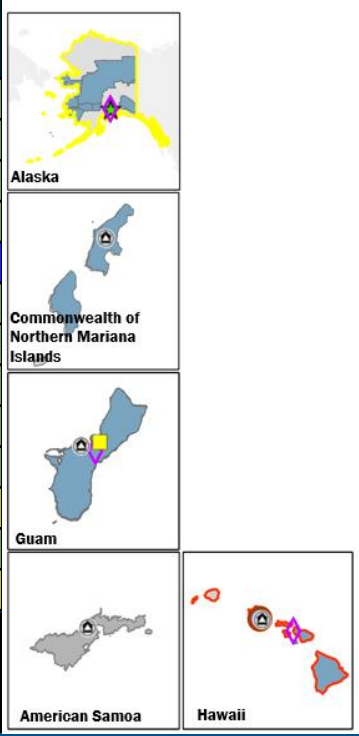
REGIONAL BREAKDOWN			
	JFO/VJFO	DR	EM
I	3/0	10	2
II	2/1	3	1
III	0/0	0	0
IV	5/1	21	1
V	1/0	2	0
VI	1/0	1	0
VII	2/0	3	0
VIII	1/0	3	0
IX	1/1	17	0
X	1/2	8	0

R-IMATs	
≥ 7 Teams Available	
I	
II	1
III	
IV-1	
IV-2	TN
V	
VI-1	
VI-2	
VII	
VIII	2
IX-1	Personnel
IX-2	
X	3 / Personnel

Notes:	
RWCs/RRCCs/IMATs:	STATE EOCs:
NRCC: Sustained Ops	CO/MS/TN: Severe Wx
	FL: TC Idalia
	TX: Ongoing Threats
	ND: Avian Influenza
	AZ/CO: SW Border
	HI/CO: Wildfires
	VI: Potable Water
	AK: Landslides
	ME: Coastal Storm

Volunteer Force	
Rostered 7,477	Deployed 126
Surge Capacity Force	
Rostered 8,387	Deployed 0

Fully Mission Capable (FMC)
Partially Mission Capable (PMC)
Not Mission Capable (NMC)
Deployed



## IM Workforce

13,711 Assigned  
 4,772 (-11) Unavailable  
 4,783 (-3) Deployed

---

30% / 4,156 (+14) Available

## IM Cadre Availability

10 (+1) Cadres ≤ 25% Availability

Disability Integration: 25% (13/53); Environmental Planning and Historic Preservation: 18% (149/812); Field Leadership: 20% (29/146); Hazard Mitigation: 21% (254/1,217); Human Resources: 22% (38/176); Interagency Recovery Coordination: 16% (46/284); Operations: 21% (69/335); Public Assistance: 14% (312/2,188); Planning 14% (67/471); Safety: 22% (19/86)

## MERS

> 66%

36 Assigned  
 0 Unavailable  
 1 Deployed

---

35 Available

## US&R

> 66%

28 Assigned  
 1 Unavailable  
 0 Deployed

---

27 Available

## FCO

≤ 1 Type I

49 Assigned  
 13 Unavailable  
 33 (22 FCOR) Deployed

---

3 Available

# Joint Preliminary Damage Assessments

Region	State / Location	Incident	IA	Number of Counties		Start - End
			PA	Requested	Complete	
		No Joint Preliminary Damage Assessments Currently Ongoing	IA			
			PA			



**FEMA**



# Declaration Requests in Process – 13

State / Tribe / Territory – Incident Description	Type	IA	PA	HM	Requested
MI – Flooding – APPEAL	DR		X	X	Jun 15
OH – Train Derailment	DR	X	X	X	Jul 3
UT – Flooding	DR		X	X	Aug 11
Inupiat Community of the Arctic Slope (ICAS) – Severed Undersea Fiber Optic Line – APPEAL	EM		X		Aug 23
NH – Severe Winter Storm and Snowstorm – APPEAL	DR		X	X	Sep 6
WA – Wildfires	DR	X	X	X	Oct 4
MI – Severe Storms, Tornadoes, and Flooding	DR	X	X	X	Oct 18
KY – Severe Storms, Tornadoes, Straight-Line Winds, and Flooding – APPEAL	DR	X			Oct 23
WV – Severe Storms, Flooding, Landslides, and Mudslides	DR	X		X	Oct 25
RI – Severe Storms, Flooding, and Tornadoes	DR	X			Nov 9
PA – Severe Storms and Flooding	DR	X	X	X	Nov 9
NY – Severe Storm and Flooding	DR		X	X	Nov 29
MA – Severe Storms and Flooding	DR	X	X	X	Dec 11



**FEMA**



# FEMA

Helping people before, during, and after disasters.



*Scan to subscribe to this briefing.*