

FEMA National Watch Center

Daily Operations Briefing

Saturday, December 23, 2023

8:30 a.m. ET



FEMA

National Current Ops / Monitoring

New Significant Incidents / Ongoing Ops

- No significant incidents / operations

Hazard Monitoring

- Heavy Rain / Flash Flooding – Southern Plains

Disaster Declaration Activity

- No new declaration activity

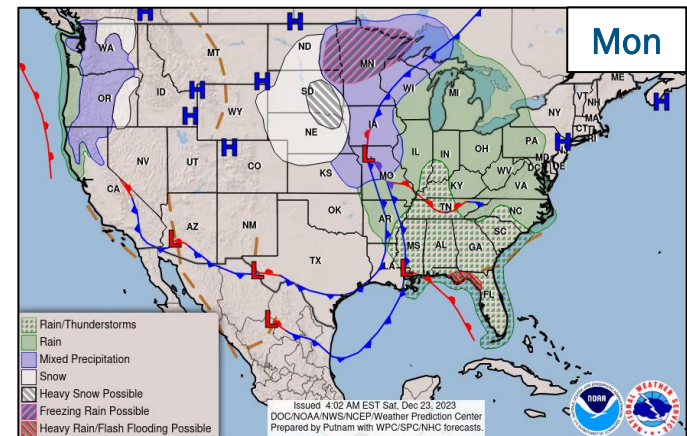
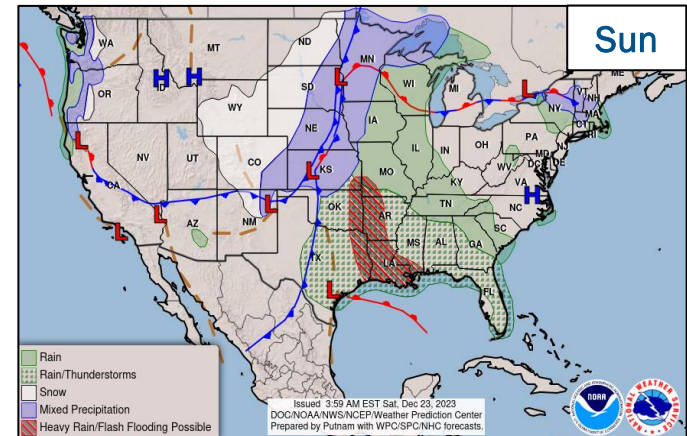
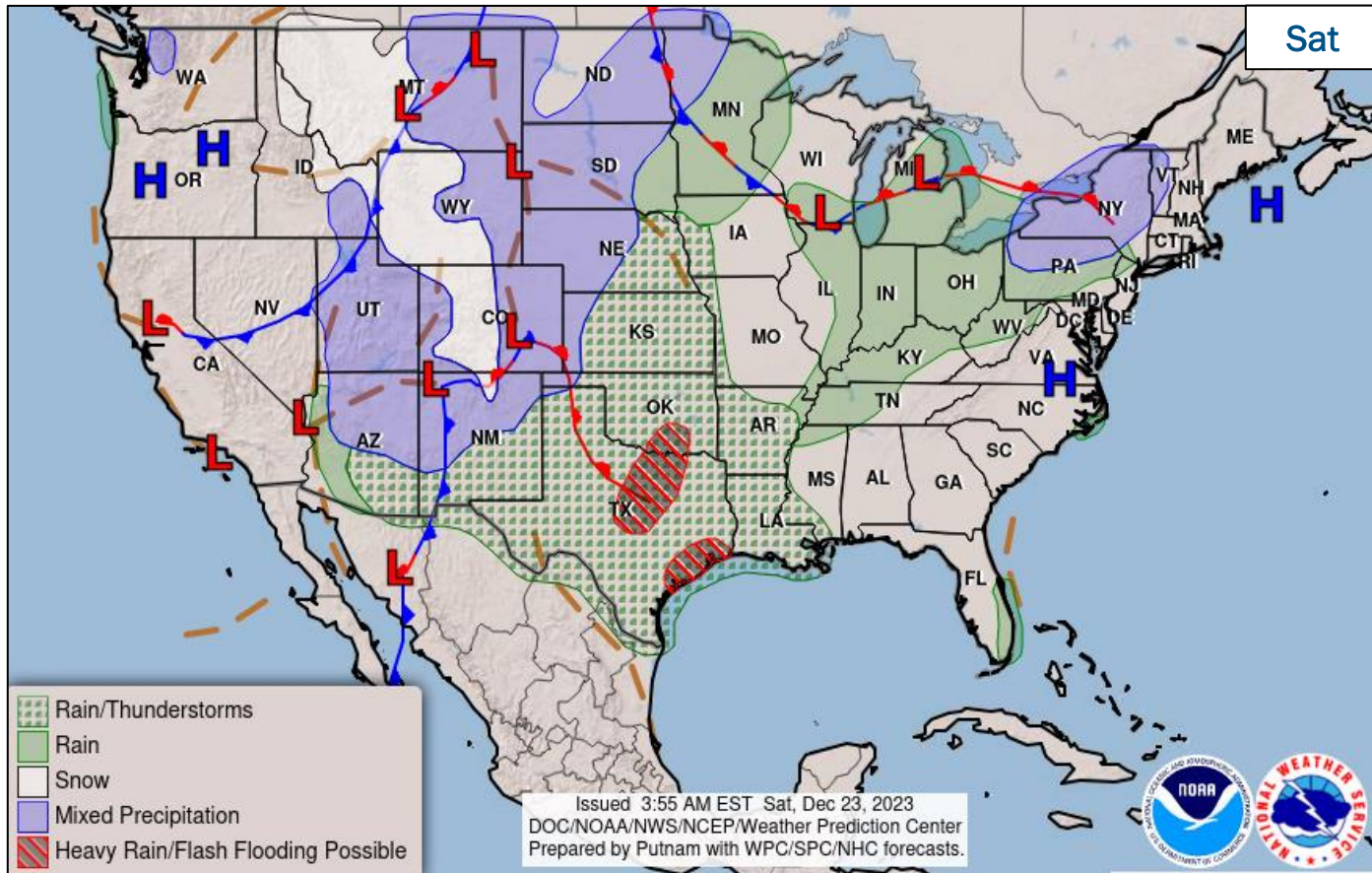
Event Monitoring

- No significant events



FEMA

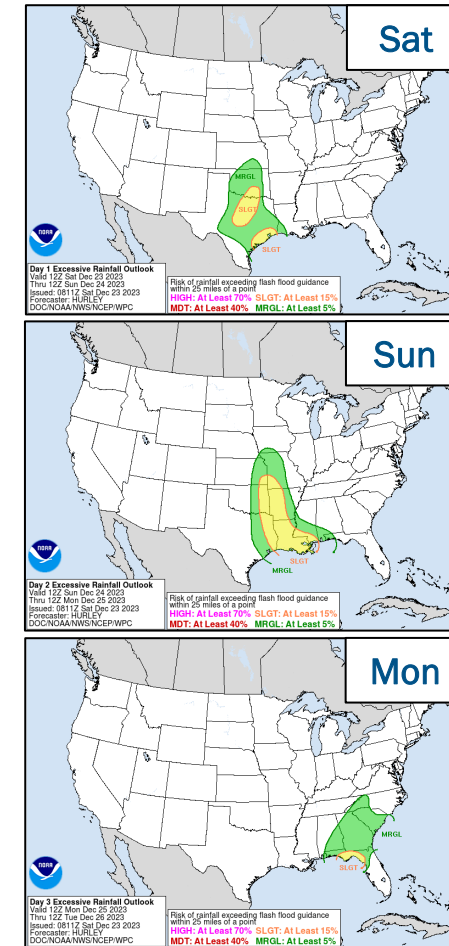
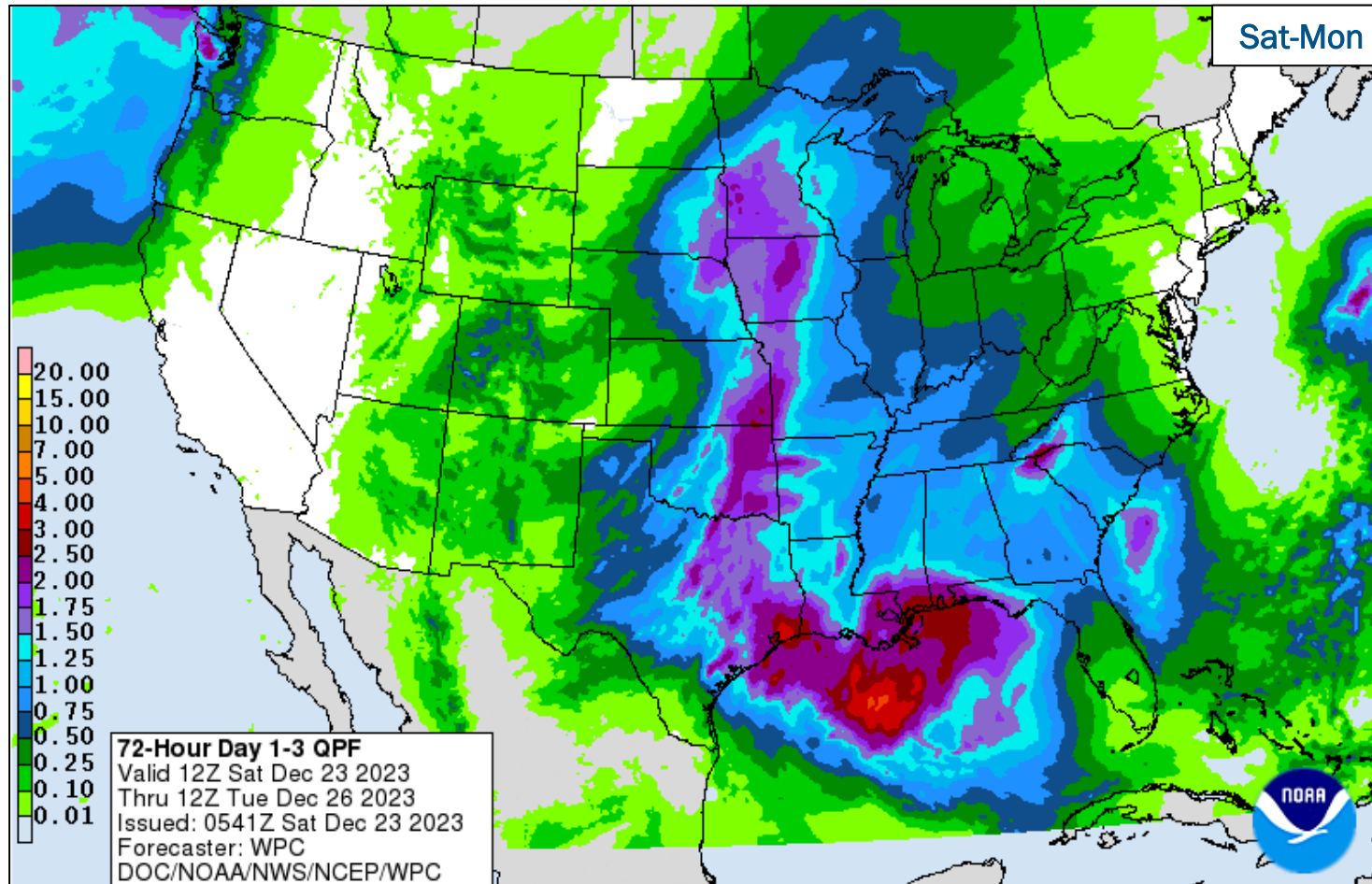
National Weather Forecast



FEMA

National Watch Center

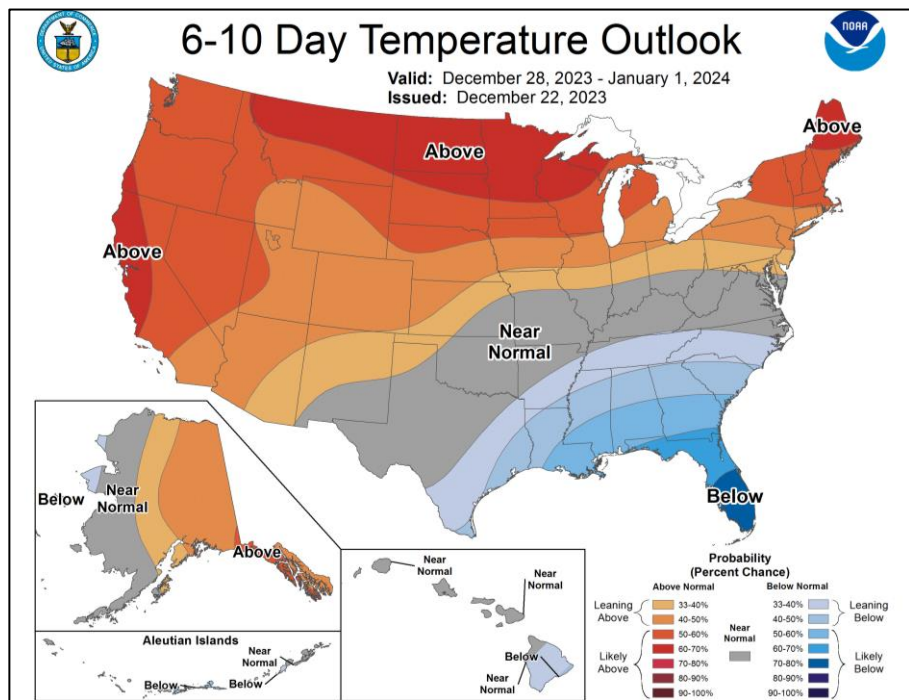
Precipitation & Excessive Rainfall



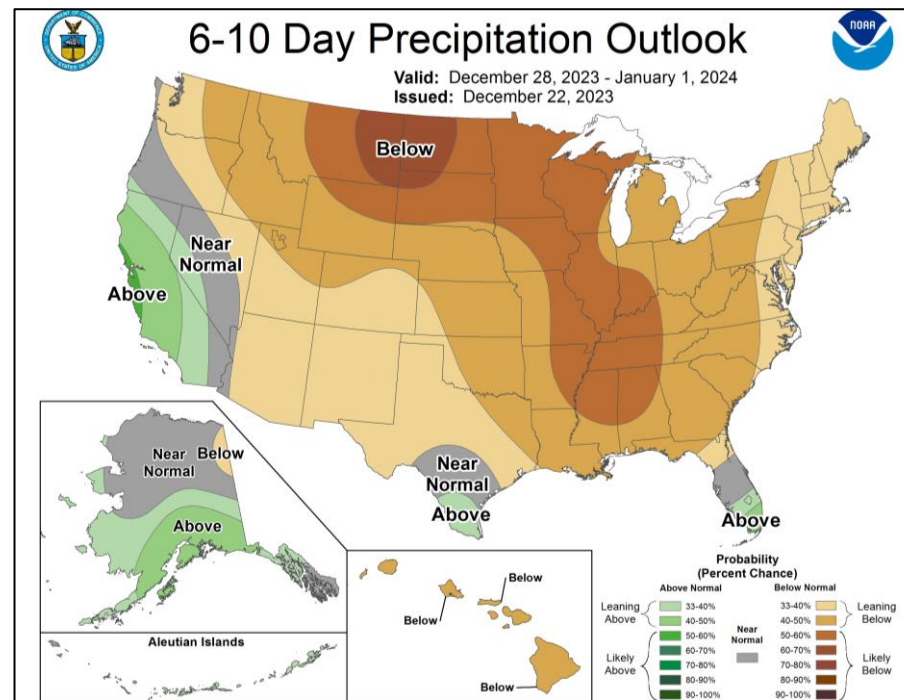
FEMA

National Watch Center

Long Range Outlooks – Dec 28 –Jan 1



6-10 Day Temperature Probability



6-10 Day Precipitation Probability



FEMA

National Watch Center

FEMA Common Operating Picture

17 + **5** **68** + **4** **8** **26**
 Joint Field Offices Virtual Joint Field Offices Supporting Major Disasters Emergency Declarations Direct Housing Missions RSF-Supported Disasters

Saturday
 December 23, 2023
 8:30 a.m. ET

FEMA HQ	
NWC	NRCC
Monitoring	Activated
FEMA REGIONS	
Watch	RRCC
Monitoring	I Rostered
Monitoring	II Rostered
Monitoring	III Rostered
Monitoring	IV Rostered
Monitoring	V Rostered
Monitoring	VI Rostered
Monitoring	VII Rostered
Monitoring	VIII Rostered
Monitoring	IX Rostered
Monitoring	X Rostered

N-IMATs	
2-5 Teams Available	
Red	
White	
Blue	
Gold	
HS	

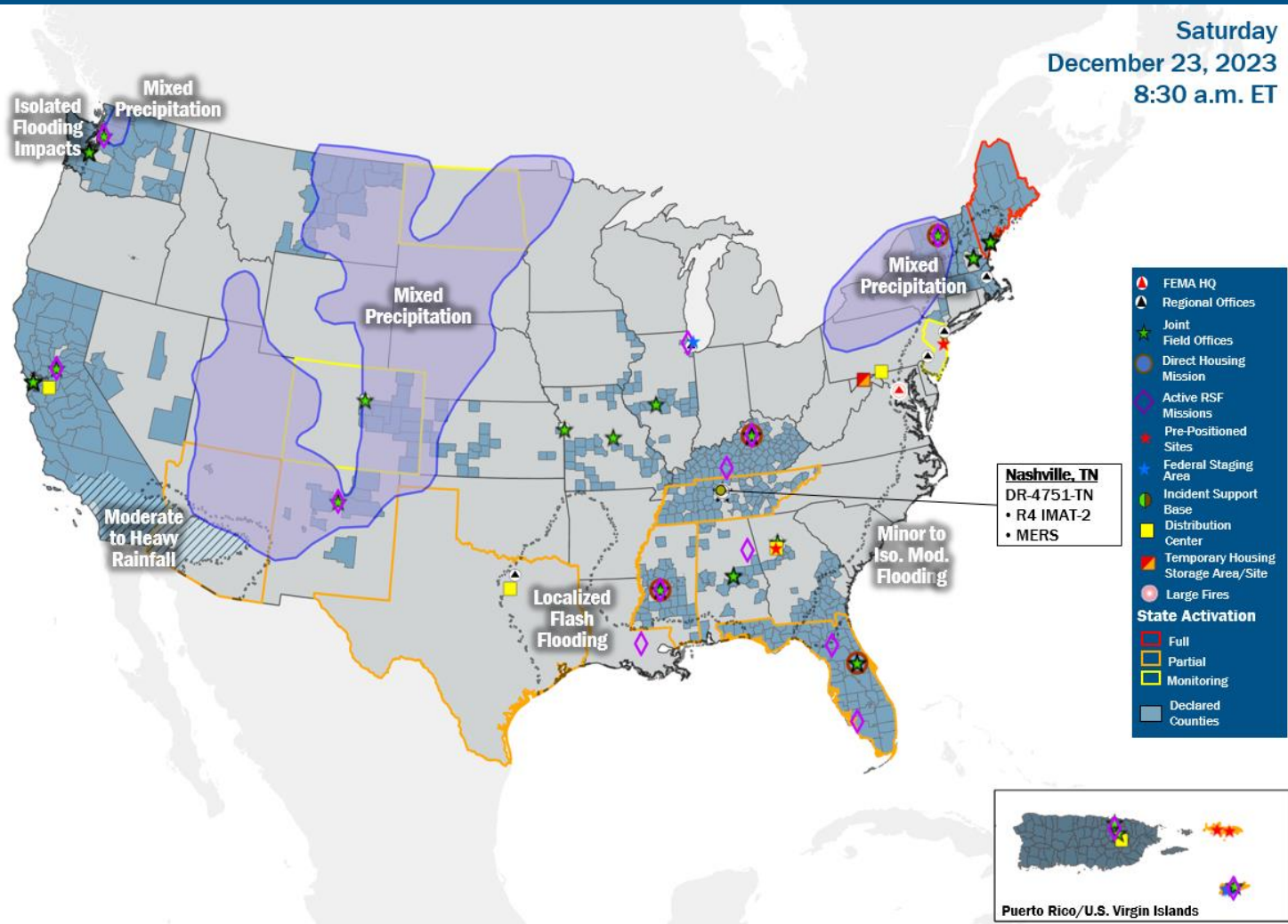
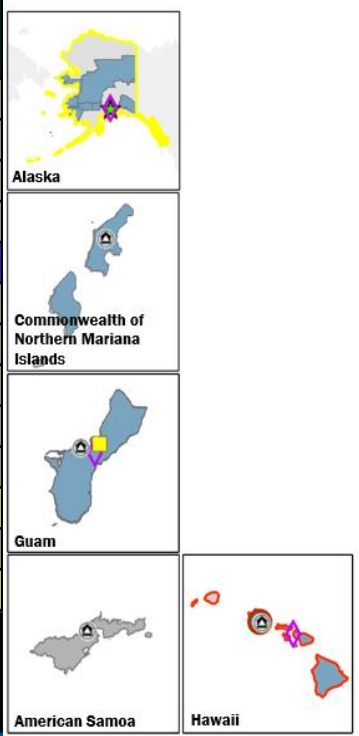
REGIONAL BREAKDOWN			
JFO/VJFO	DR	EM	
I	3/0	10	2
II	2/1	3	1
III	0/0	0	0
IV	5/1	21	1
V	1/0	2	0
VI	1/0	1	0
VII	2/0	3	0
VIII	1/0	3	0
IX	1/1	17	0
X	1/2	8	0

R-IMATs	
≥ 7 Teams Available	
I	
II	1
III	
IV-1	
IV-2	TN
V	
VI-1	
VI-2	
VII	
VIII	2
IX-1	Personnel
IX-2	
X	3 / Personnel

Notes:	
RWCs/RRCCs/IMATs: NRCC: Sustained Ops	STATE EOCs: CO/MS/TN: Severe Wx FL: TC Idalia TX: Ongoing Threats ND: Avian Influenza AZ/CO: SW Border HI/CO: Wildfires VI: Potable Water AK: Landslides ND: Boil Order Support ME/NJ: Coastal Storm

Volunteer Force	
Rostered 7,477	Deployed 126 (-4)
Surge Capacity Force	
Rostered 8,387	Deployed 0

Fully Mission Capable (FMC)
Partially Mission Capable (PMC)
Not Mission Capable (NMC)
Deployed



IM Workforce

13,711 (-1) Assigned
 4,783 (+35) Unavailable
 4,786 nm (-86) Deployed

30% / 4,142 (+50) Available

IM Cadre Availability

9 Cadres ≤ 25% Availability

Environmental Planning and Historic Preservation: 18% (147/812); Field Leadership: 20% (29/146); Hazard Mitigation: 21% (251/1,217); Human Resources: 22% (38/176); Interagency Recovery Coordination: 16% (45/284); Operations: 21% (69/335); Public Assistance: 14% (311/2,188); Planning 14% (65/471); Safety: 22% (19/86)

MERS

> 66%

36 Assigned
 0 Unavailable
 1 Deployed

35 Available

US&R

> 66%

28 Assigned
 1 Unavailable
 0 Deployed

27 Available

FCO

≤ 1 Type I

49 Assigned
 13 Unavailable
 33 (22 FCOR) Deployed

3 Available

Joint Preliminary Damage Assessments

Region	State / Location	Incident	IA	Number of Counties		Start - End
			PA	Requested	Complete	
		No Joint Preliminary Damage Assessments Currently Ongoing	IA			
			PA			



FEMA

Declaration Requests in Process – 13

State / Tribe / Territory – Incident Description	Type	IA	PA	HM	Requested
MI – Flooding – APPEAL	DR		X	X	Jun 15
OH – Train Derailment	DR	X	X	X	Jul 3
UT – Flooding	DR		X	X	Aug 11
Inupiat Community of the Arctic Slope (ICAS) – Severed Undersea Fiber Optic Line – APPEAL	EM		X		Aug 23
NH – Severe Winter Storm and Snowstorm – APPEAL	DR		X	X	Sep 6
WA – Wildfires	DR	X	X	X	Oct 4
MI – Severe Storms, Tornadoes, and Flooding	DR	X	X	X	Oct 18
KY – Severe Storms, Tornadoes, Straight-Line Winds, and Flooding – APPEAL	DR	X			Oct 23
WV – Severe Storms, Flooding, Landslides, and Mudslides	DR	X		X	Oct 25
RI – Severe Storms, Flooding, and Tornadoes	DR	X			Nov 9
PA – Severe Storms and Flooding	DR	X	X	X	Nov 9
NY – Severe Storm and Flooding	DR		X	X	Nov 29
MA – Severe Storms and Flooding	DR	X	X	X	Dec 11



FEMA



FEMA

Helping people before, during, and after disasters.



Scan to subscribe to this briefing.