

FEMA National Watch Center

Daily Operations Briefing

Sunday, December 21, 2025

8:30 a.m. ET



FEMA

National Current Operations / Monitoring

New Significant Incidents / Ongoing Ops

- No new significant incidents / operations

Hazard Monitoring

- Heavy Rain / Flash Flooding – California
- Freezing Rain – Upper Mississippi Valley
- Heavy Snow – Pacific Northwest to Northern Rockies

Disaster Declaration Activity

- No new declaration activity

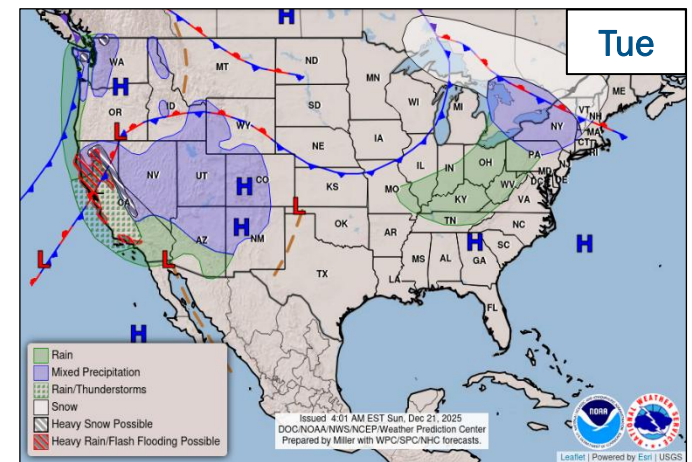
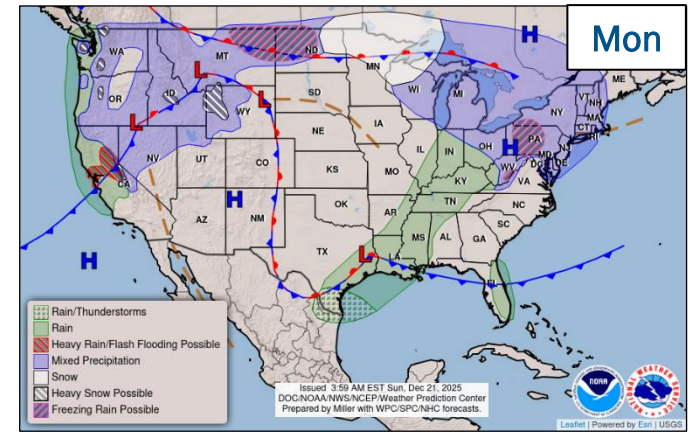
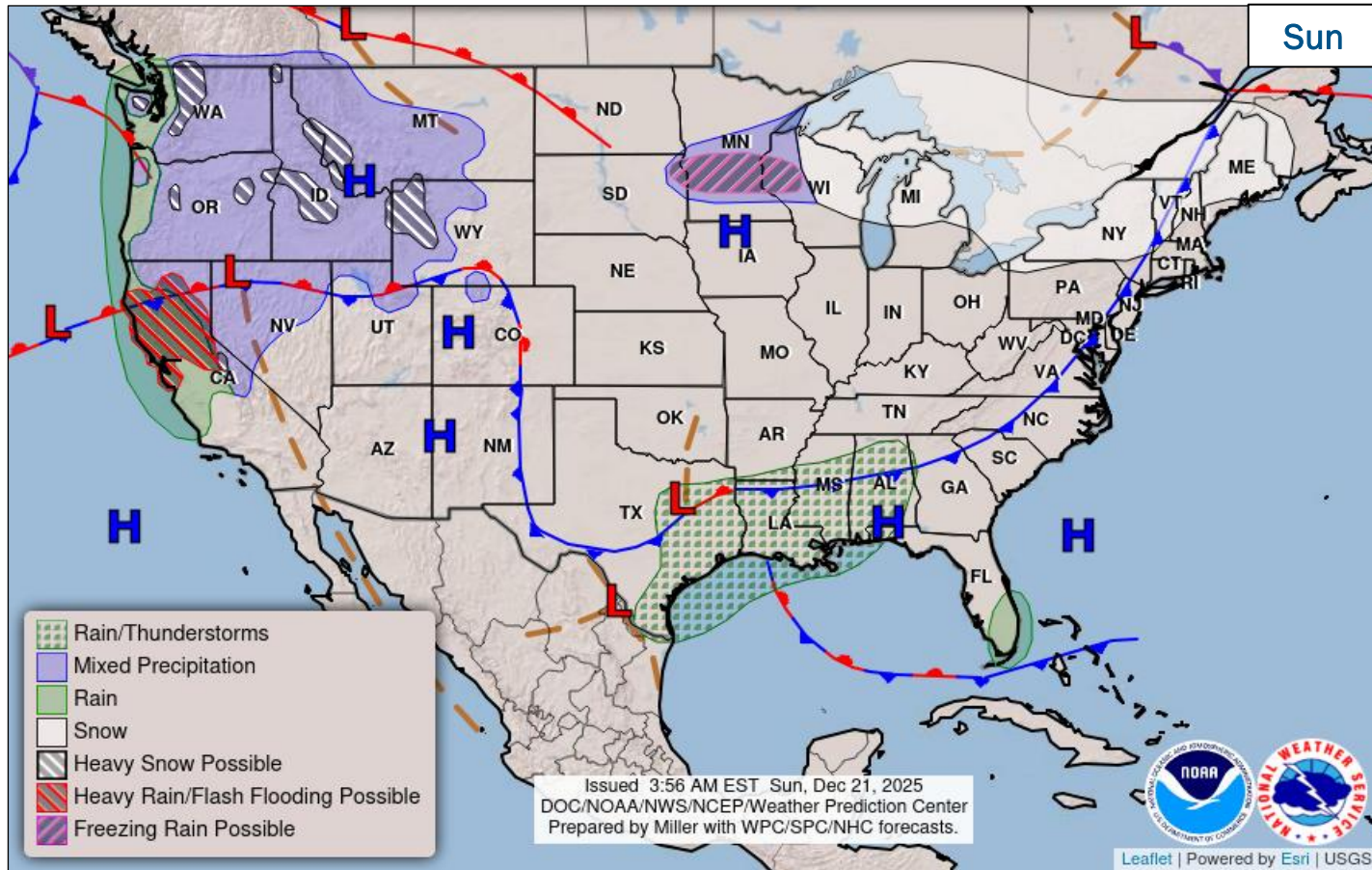
Event Monitoring

- No new significant events



FEMA

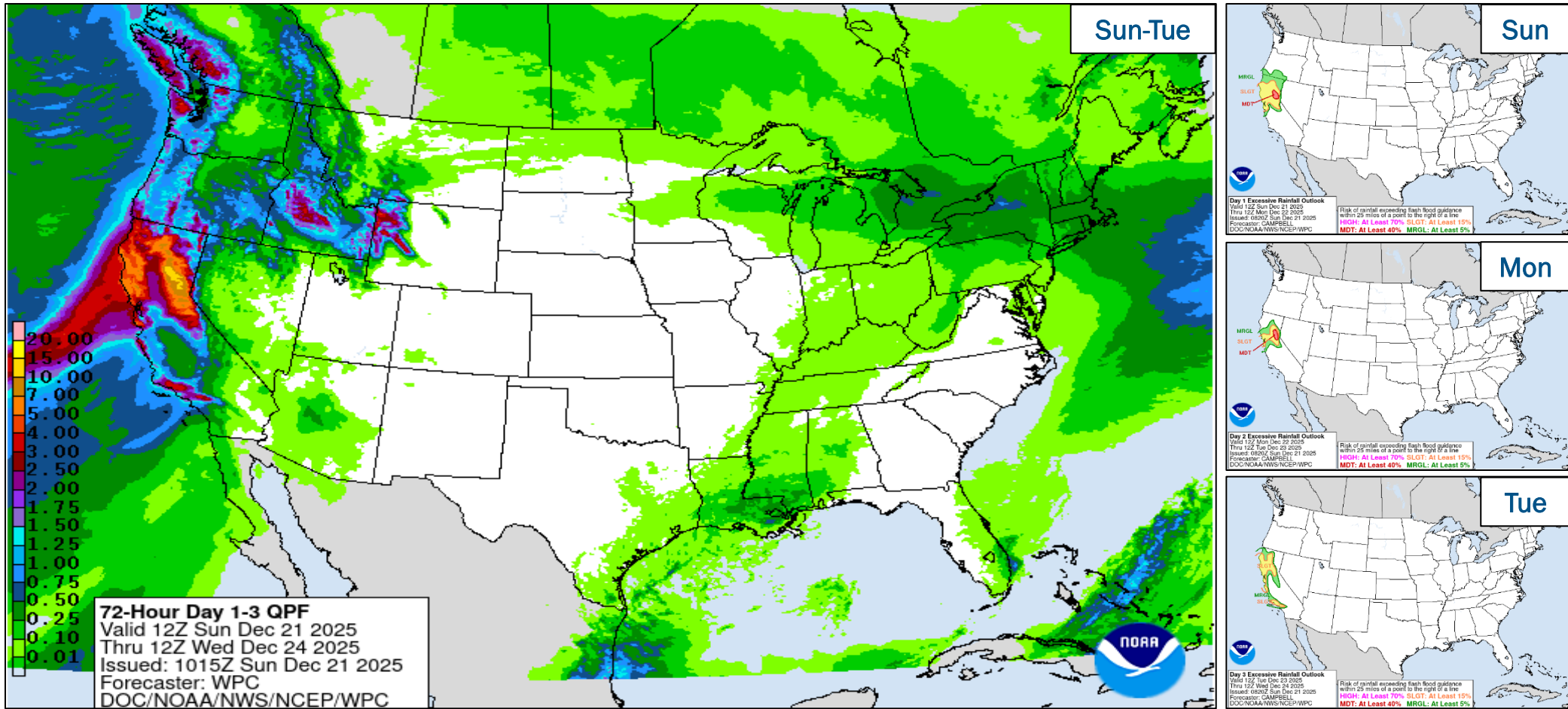
National Weather Forecast



FEMA

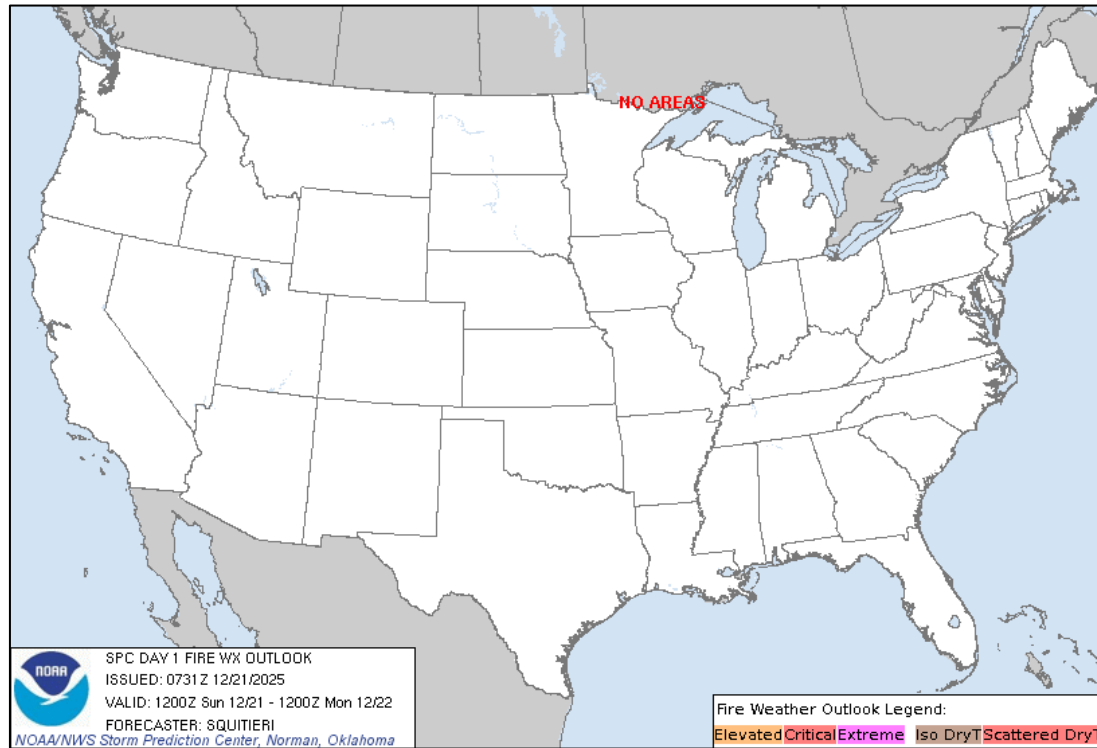
National Watch Center

Precipitation & Excessive Rainfall

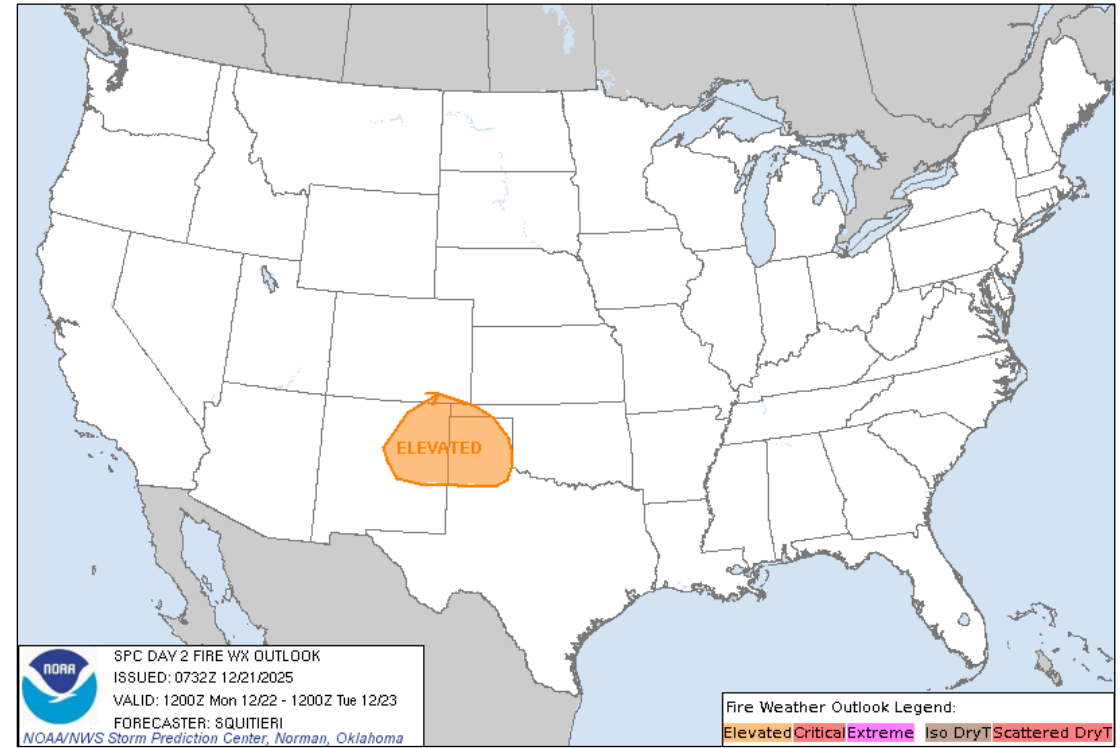


FEMA

Fire Weather Outlook



Today



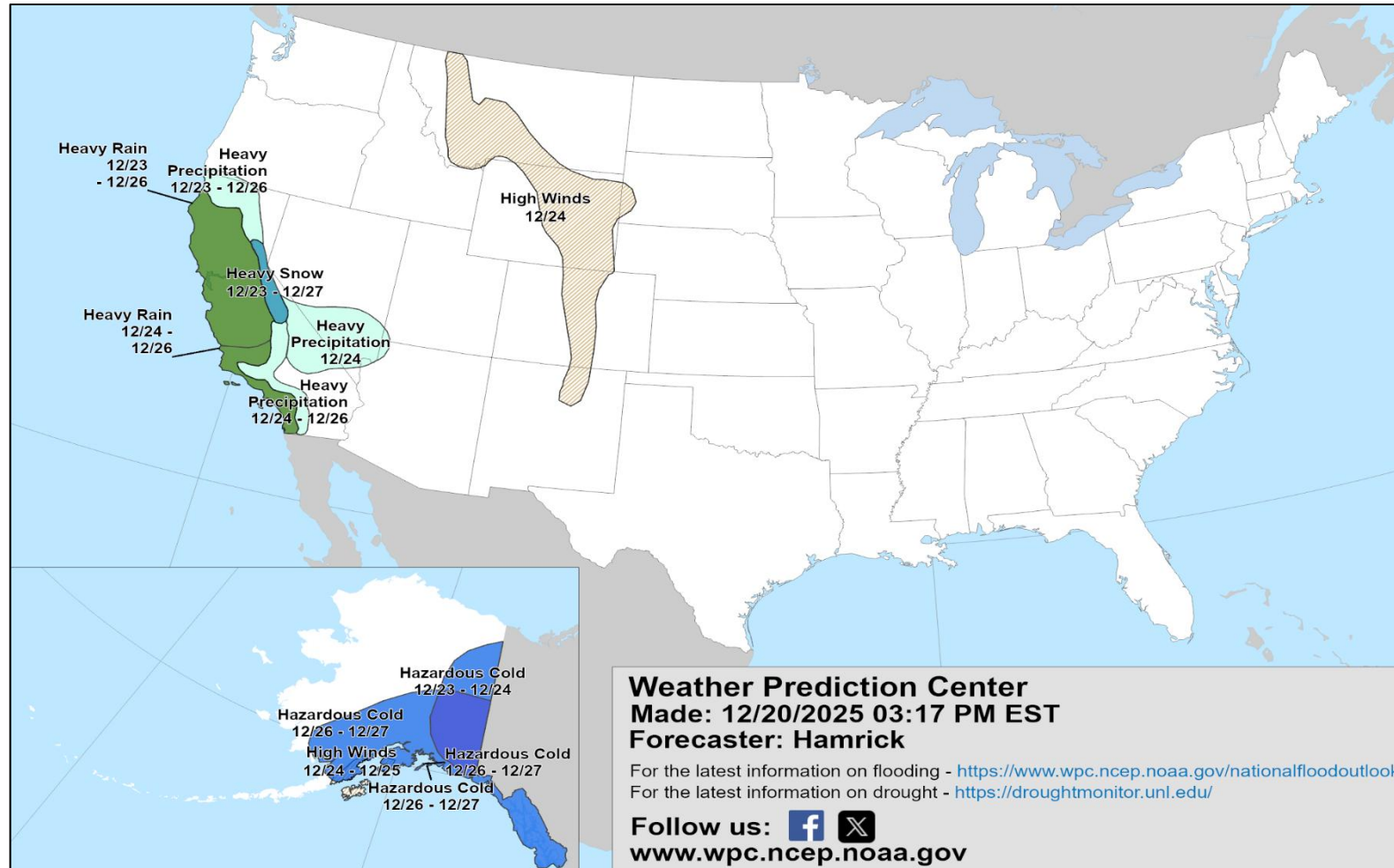
Tomorrow



FEMA

National Watch Center

Hazards Outlook – Dec 23-27



FEMA

Wildfire Summary

| Fire Name (County, ST) | FMAG # | Acres Burned | Percent Contained | Evacuations | Structures (Homes / Other) | | | Fatalities / Injuries |
|---------------------------|------------|-----------------|----------------------|--------------|----------------------------|-----------|-----------|--------------------------|
| | | | | | Threatened | Damaged | Destroyed | |
| Sunny (Kiowa, OK) | XXXX-FM-OK | 28 (-1,272) | 100% (+90%) | M: 50 (-418) | H: 15 (+15) | H: 0 | H: 0 | 0 / 0 |
| | | | | V: 0 | O: 0 | O: 3 (+3) | O: 0 | |

(Evacuations: M = Mandatory / V = Voluntary; Structures: H = Homes and Mixed Commercial/Residential / O = Non-residential Commercial/Other Minor Structures)



FEMA

FEMA Common Operating Picture

14 Joint Field Offices **Supporting** **44** + **9** Major Disasters Emergency Declarations **12** Direct Housing Missions **8** RSF-Supported Disasters **6** Joint Recovery Offices

Sunday
December 21, 2025
8:30 a.m. ET

| FEMA HQ | |
|--|-------------------------------|
| NWC | NRCC |
| Monitoring | Steady State |
| FEMA REGIONS | |
| Watch | RRCC |
| Monitoring | R1 Rostered |
| Monitoring | R2 Rostered |
| Monitoring | R3 Rostered |
| Monitoring | R4 Rostered |
| Monitoring | R5 Rostered |
| Monitoring | R6 Rostered |
| Monitoring | R7 Rostered |
| Enhanced | R8 Enhanced |
| Monitoring | R9 Rostered |
| Monitoring | R10 Rostered |
| Notes: | |
| NRCC/RWCs/RRCCs: | State EOCs: |
| • R5 RWC: Staffing (Dayshift only) | • HI: Wildfires |
| • Denver MOC/R8 RRCC: Flooding | • FL: Previous Incidents |
| | • AZ/MT/TX: Flooding |
| | • ID/OR/WA: Atmospheric River |
| | • CO/WY: High Winds |
| | • OK/KS/WY: Fire Weather |
| IMATs: | |
| • R10 IMAT: Reconstituting (Dec 12-26) | |
| Surge Capacity Force | |
| Rostered | Deployed |
| 7,970 | 0 |

| N-IMATs | |
|---------------------------------|----------------|
| 2-5 Teams Available | |
| Red | |
| White | WA (Dec 12) |
| Blue | |
| Gold | |
| HS | |
| R-IMATs | |
| ≥ 7 Teams Available | |
| R1 | 3 |
| R2 | |
| R3 | WA (Dec 11) |
| R4 (1) | |
| R4 (2) | 1 |
| R5 | |
| R6 (1) | |
| R6 (2) | 2 |
| R7 | MO (Oct 27) |
| R8 | |
| R9 (1) | |
| R9 (2) | |
| R10 | Reconstituting |
| Fully Mission Capable (FMC) | |
| Partially Mission Capable (PMC) | |
| Not Mission Capable (NMC) | |
| Deployed | |

| REGIONAL BREAKDOWN | | | | |
|--------------------|-----|----|----|-----|
| | JFO | DR | EM | JRO |
| R1 | 0 | 0 | 0 | 0 |
| R2 | 0 | 0 | 0 | 2 |
| R3 | 2 | 4 | 1 | 0 |
| R4 | 6 | 16 | 5 | 1 |
| R5 | 0 | 2 | 0 | 0 |
| R6 | 4 | 7 | 1 | 3 |
| R7 | 1 | 12 | 0 | 0 |
| R8 | 1 | 2 | 1 | 0 |
| R9 | 0 | 0 | 0 | 0 |
| R10 | 0 | 1 | 1 | 0 |

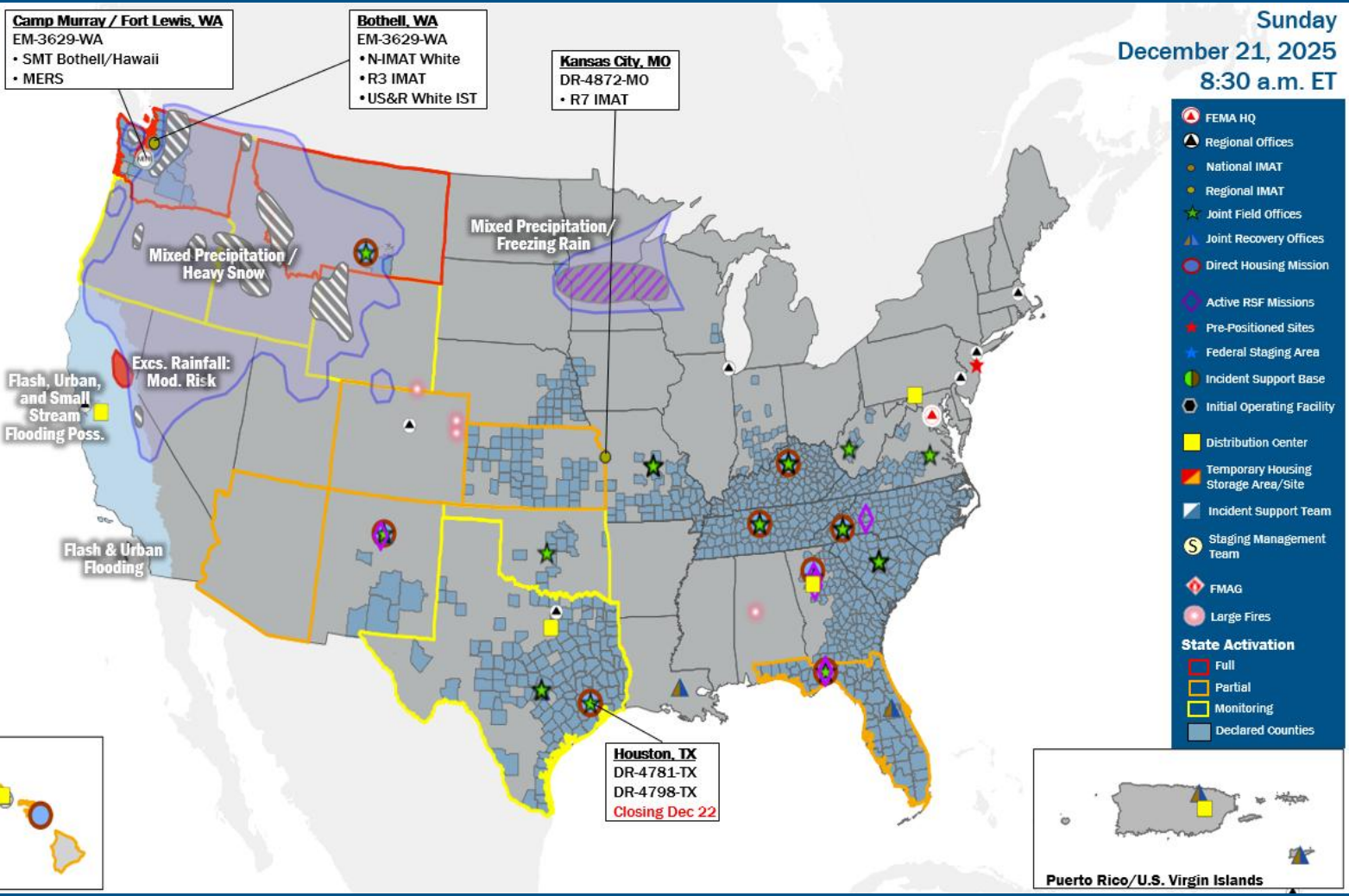
Alaska

Commonwealth of Northern Mariana Islands

Guam

American Samoa

Hawaii



- FEMA HQ
- Regional Offices
- National IMAT
- Regional IMAT
- Joint Field Offices
- Joint Recovery Offices
- Direct Housing Mission
- Active RSF Missions
- Pre-Positioned Sites
- Federal Staging Area
- Incident Support Base
- Initial Operating Facility
- Distribution Center
- Temporary Housing Storage Area/Site
- Incident Support Team
- Staging Management Team
- FMAG
- Large Fires
- State Activation
 - Full
 - Partial
 - Monitoring
 - Declared Counties

IM Workforce

11,596 Assigned
5,672 (+4) Unavailable
3,003 (-44) Deployed

25% / 2,921 (+40) Available

IM Cadre Availability

15 Cadres ≤ 25% Availability

Alternative Dispute Resolution: 13% (4/31); Civil Rights: 16% (16/100); Disaster Field Training Operations: 25% (17/67); Disability Integration: 18% (3/17); External Affairs: 12% (35/287); Environmental Planning and Historic Preservation: 7% (45/664); Field Leadership: 17% (20/119); Financial Management: 25% (45/183); Hazard Mitigation: 10% (77/777); Human Resources: 17% (27/159); Interagency Recovery Coordination: 21% (40/195); Public Assistance: 16% (329/2,043); Planning: 8% (28/351); Safety: 8% (7/89); Security: 11% (12/112)

MERS

≥ 66%

36 Assigned
6 Unavailable
1 (-1) Deployed

29 (+1) Available

US&R

≥ 66%

28 Assigned
1 Unavailable
3 Deployed

24 Available

FCO

2 Type I

38 Assigned
5 Unavailable
26 (17 FCOR) Deployed

7 Available

Declaration Requests in Process – 10

| State / Tribe / Territory – Incident Description | Type | IA | PA | HM | Requested |
|---|------|----|----|----|-----------|
| OK – Severe Storms, Tornadoes, Straight-line Winds, and Flooding – Denied | DR | | X | X | Aug 19 |
| RST* – Severe Storm, Straight-line Winds, and Tornado – Appeal | DR | X | X | X | Sep 18 |
| CO – Lee and Elk Fires, Flooding, and Mudslides – Denied | DR | | X | X | Sep 26 |
| MT – Water Systems Failure | EM | | X | | Oct 22 |
| POA** – Severe Storms and Flooding | DR | X | X | X | Oct 22 |
| AZ – Severe Storms and Flooding | DR | | X | X | Oct 24 |
| CO – Severe Storms, Flooding, Landslides, and Mudslides – Denied | DR | | X | X | Nov 12 |
| AZ – Severe Storms, Flooding, Landslides, and Mudslides | DR | X | | | Nov 12 |
| VT – Severe Storm and Flooding – Appeal | DR | | X | X | Nov 20 |
| IL – Severe Storms and Flooding – Appeal | DR | X | | | Nov 21 |
| IL – Severe Storms, Straight-line Winds, and Flooding – Appeal | DR | X | | | Nov 21 |
| KS – Severe Storms, Straight-line Winds, and Flooding | DR | | X | X | Nov 21 |
| LLBO*** – Building Fire | DR | | X | X | Nov 30 |

*Rosebud Sioux Tribe, **Pueblo of Acoma, ***Leech Lake Band of Ojibwe



FEMA

National Watch Center



FEMA

Helping people before, during, and after disasters.



Scan to subscribe to this briefing.