

FEMA National Watch Center

Daily Operations Briefing

Thursday, December 21, 2023

8:30 a.m. ET



FEMA

National Current Ops / Monitoring

New Significant Incidents / Ongoing Ops

- No significant incidents / operations

Hazard Monitoring

- Heavy Rain/Flash Flooding – Southern California

Disaster Declaration Activity

- No new declaration activity

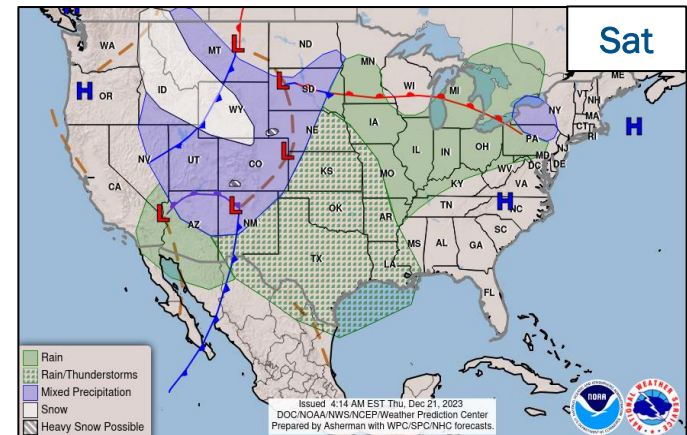
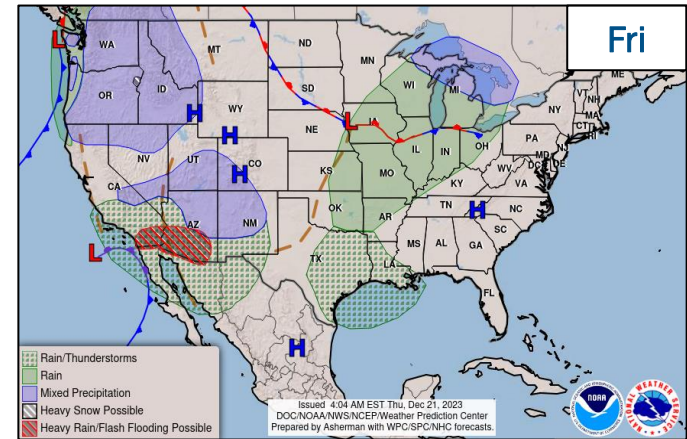
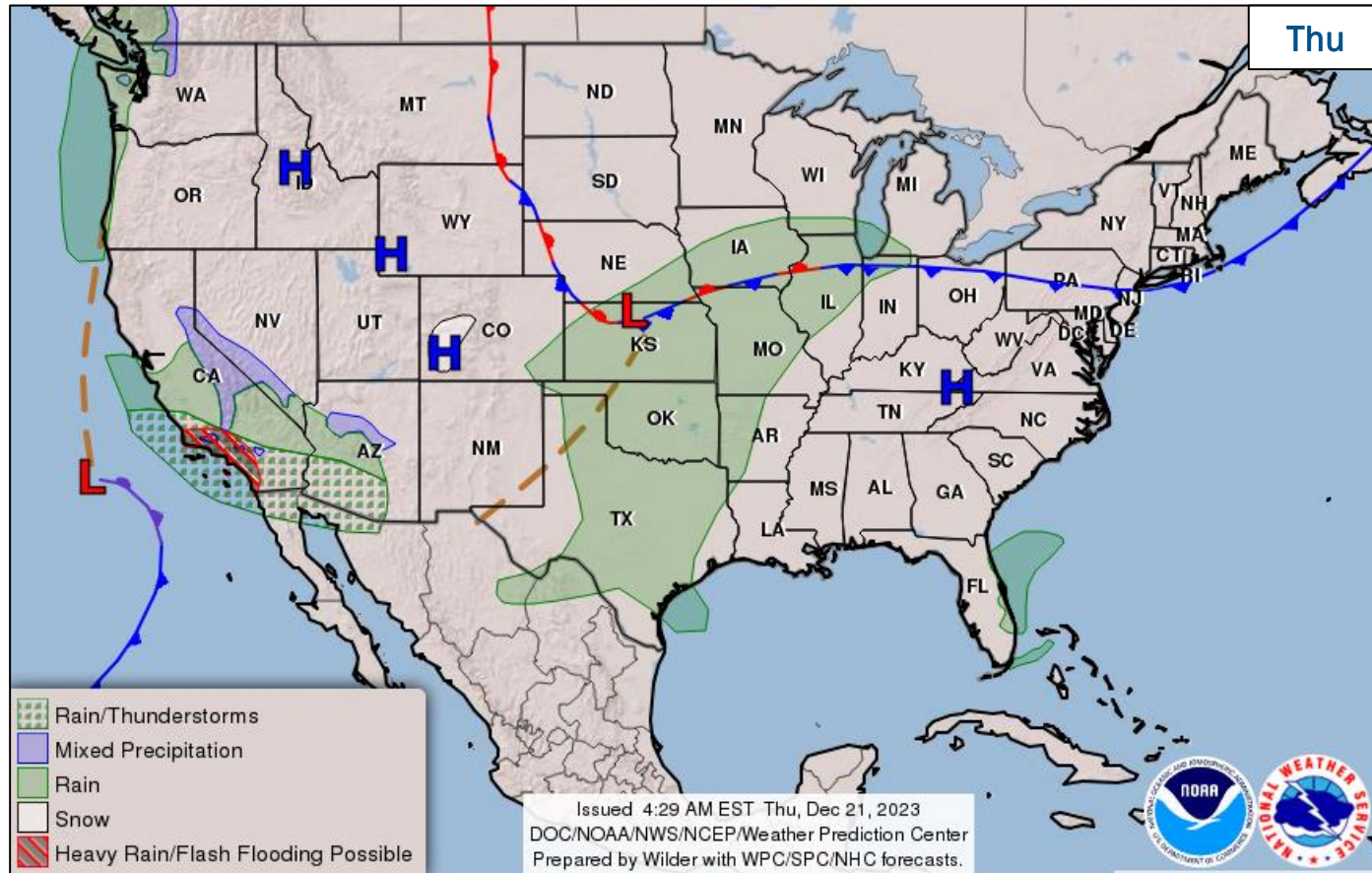
Event Monitoring

- No new significant events



FEMA

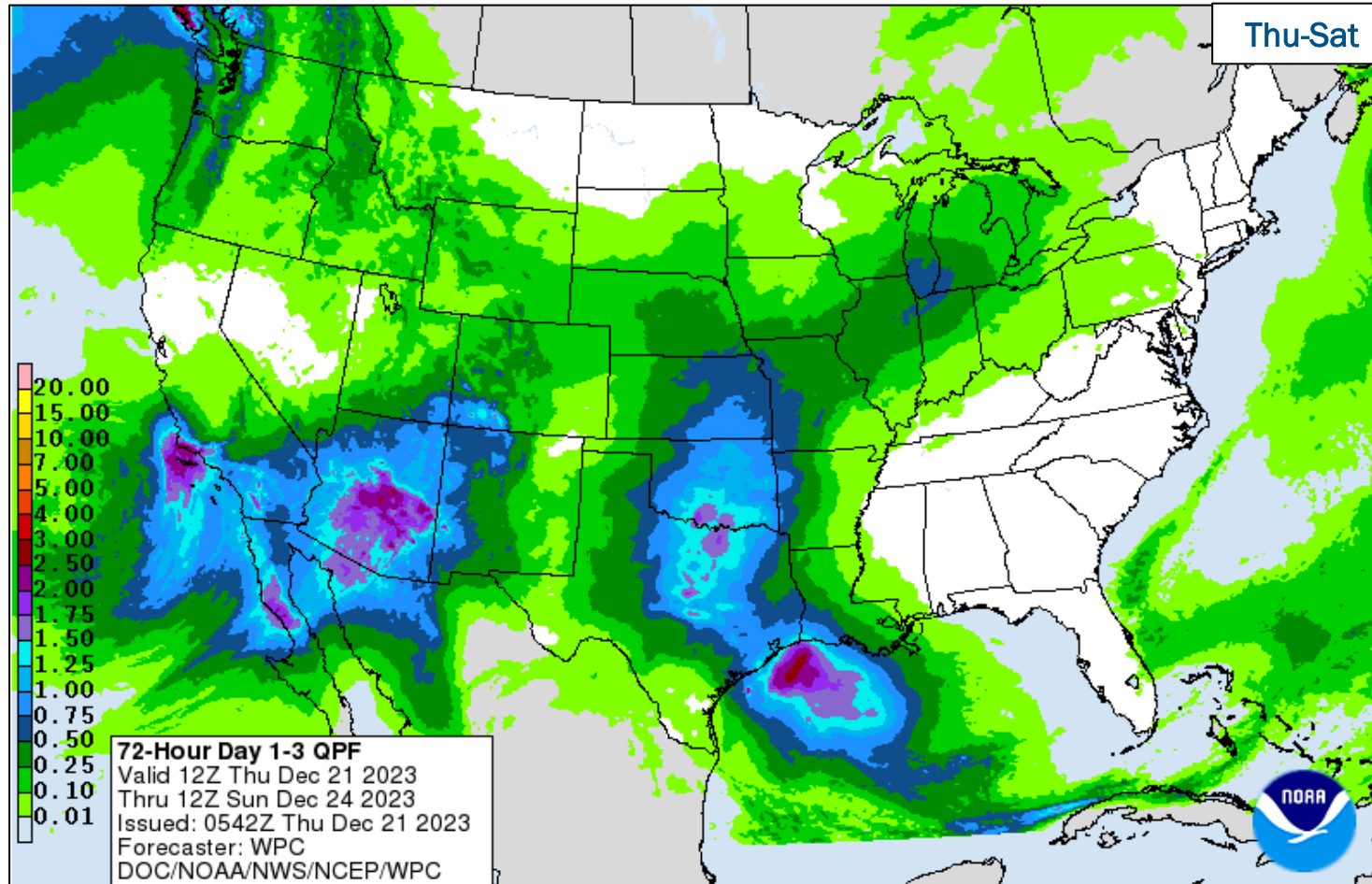
National Weather Forecast



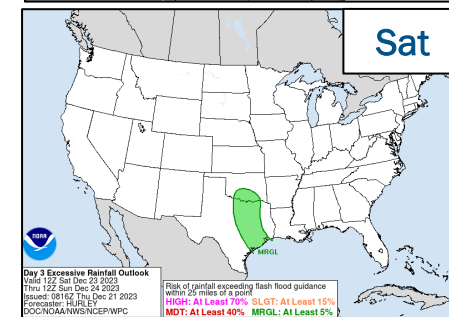
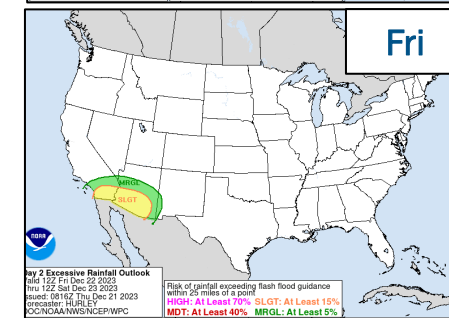
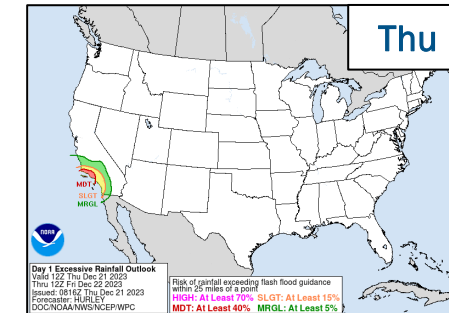
FEMA

National Watch Center

Precipitation & Excessive Rainfall



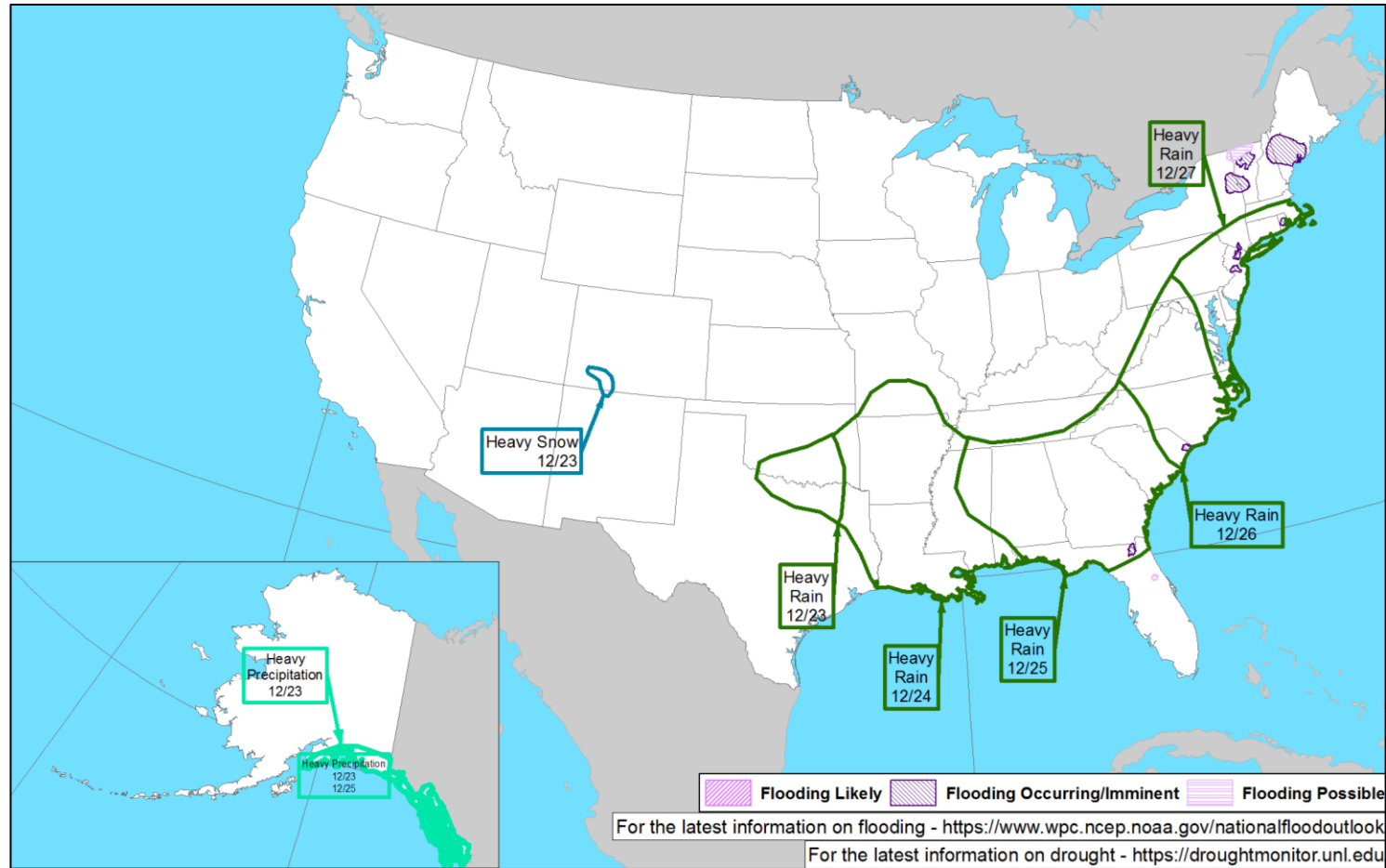
Thu-Sat



FEMA

National Watch Center

Hazards Outlook – Dec 23-27


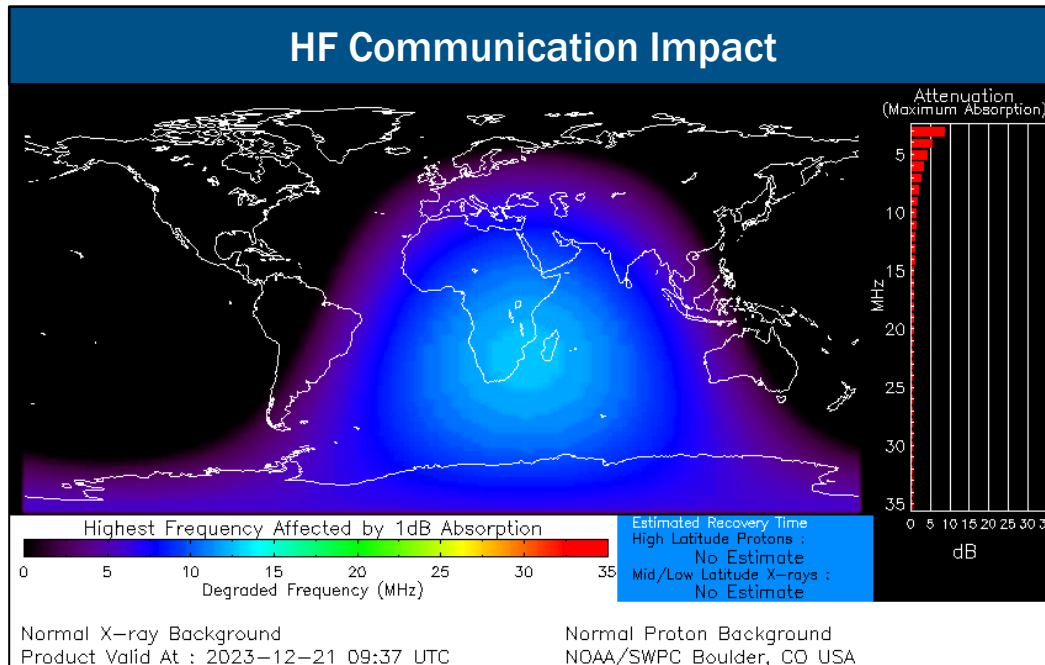


FEMA

Space Weather Outlook

Minor	Space Weather Activity	Geomagnetic Storms	Solar Radiation	Radio Blackouts
Past 24 Hours	None	None	None	None
Next 24 Hours	None	None	None	None

For further information on NOAA Space Weather Scales refer to: <http://www.swpc.noaa.gov/noaa-scales-explanation>
 For further information on Sunspot Activity refer to: <https://www.swpc.noaa.gov/phenomena/sunspotssolar-cycle>



FEMA

FEMA Common Operating Picture

17 + 5
Joint Field Offices
Virtual Joint Field Offices

Supporting

68 + 4
Major Disasters
Emergency Declarations

8 Direct Housing Missions
26 RSF-Supported Disasters

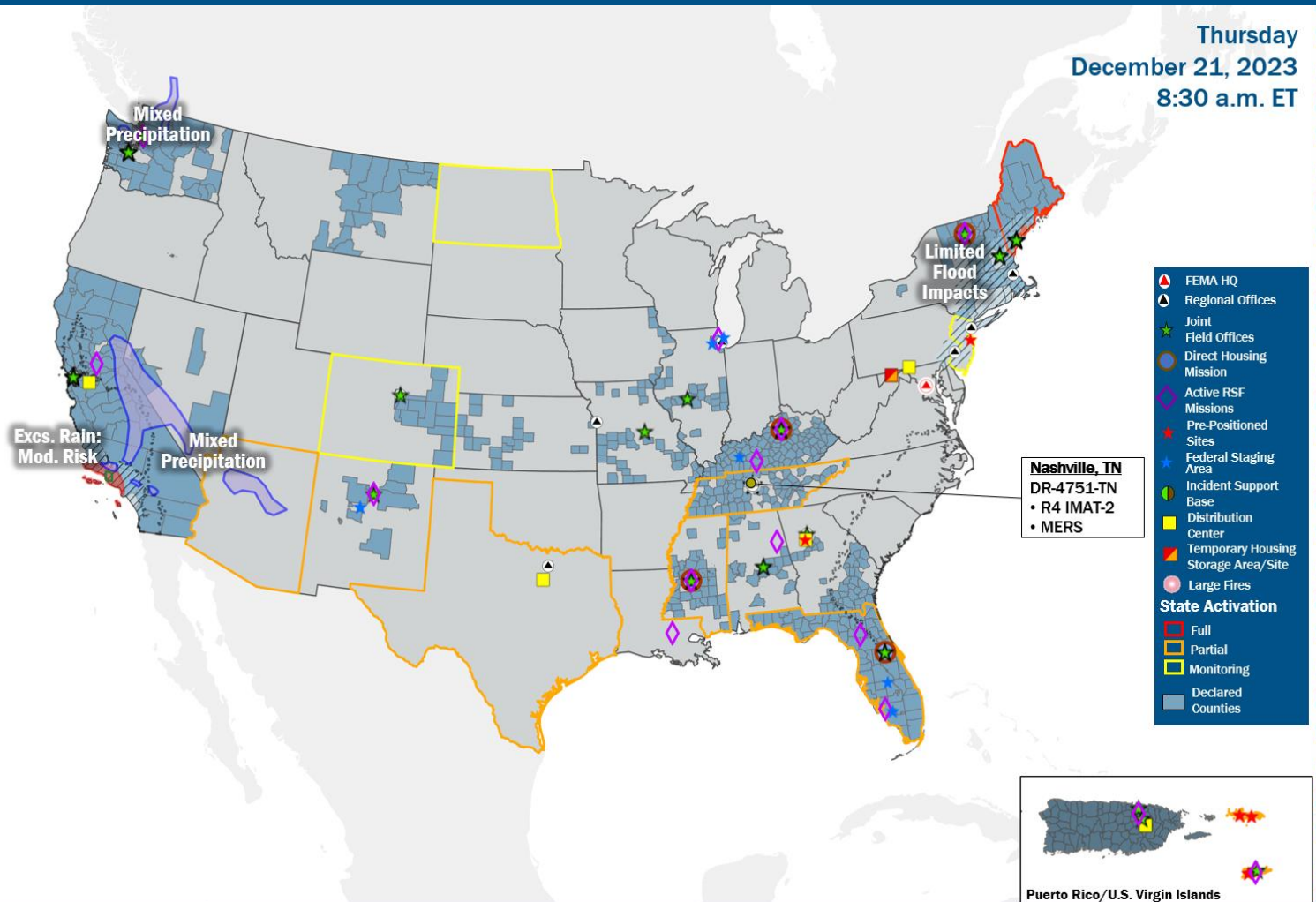
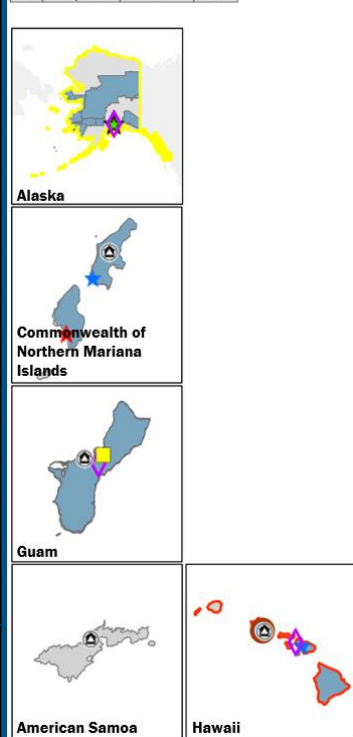
Thursday
December 21, 2023
8:30 a.m. ET

FEMA HQ		
NWC	NRCC	
Monitoring	Activated	
FEMA REGIONS		
Watch	RRCC	
Monitoring	I	Rostered
Monitoring	II	Rostered
Monitoring	III	Rostered
Monitoring	IV	Rostered
Monitoring	V	Rostered
Monitoring	VI	Rostered
Monitoring	VII	Rostered
Monitoring	VIII	Rostered
Monitoring	IX	Rostered
Monitoring	X	Rostered

N-IMATs	
2-5 Teams Available	
Red	
White	
Blue	
Gold	
HS	

R-IMATs	
≥ 7 Teams Available	
I	
II	1
III	
IV-1	
IV-2	TN
V	
VI-1	
VI-2	
VII	
VIII	2
IX-1	Personnel
IX-2	
X	Personnel/3

REGIONAL BREAKDOWN			
	JFO/VJFO	DR	EM
I	3/0	10	2
II	2/1	3	1
III	0/0	0	0
IV	5/1	21	1
V	1/0	2	0
VI	1/0	1	0
VII	2/0	3	0
VIII	1/0	3	0
IX	1/1	17	0
X	1/2	8	0



Nashville, TN
DR-4751-TN
• R4 IMAT-2
• MERS

Notes:	
RWCs/RRCCs/IMATs: • NRCC: Sustained Ops	STATE EOCs: • CO/MS/TN: Severe Wx • FL: TC Idalia • TX: Ongoing Threats • ND: Avian Influenza • AZ/CO: SW Border • HI/CO: Wildfires • VI: Potable Water • AK: Wrangell Landslide • ND: Boil Order Support • ME/NJ: Winter Wx • ME: Flooding

Volunteer Force	
Rostered 7,477	Deployed 115
Surge Capacity Force	
Rostered 8,387	Deployed 0

Fully Mission Capable (FMC)
Partially Mission Capable (PMC)
Not Mission Capable (NMC)
Deployed

IM Workforce

13,634 (+10) Assigned
4,768 (-42) Unavailable
4,817 (+16) Deployed

30% (+1) / 4,049 (+36) Available

IM Cadre Availability

9 Cadres ≤ 25% Availability

Environmental Planning and Historic Preservation: 18% (146/807); Field Leadership: 20% (29/146); Hazard Mitigation: 20% (241/1,206); Human Resources: 23% (40/176); Interagency Recovery Coordination: 17% (47/284); Operations: 20% (68/336); Public Assistance: 14% (303/2,174); Planning 14% (67/469); Safety: 21% (18/86)

MERS

> 66%

36 Assigned
0 Unavailable
1 Deployed

35 Available

US&R

> 66%

28 Assigned
1 Unavailable
0 Deployed

27 Available

FCO

≤ 1 Type I

49 Assigned
13 (+2) Unavailable
33 (22 (-1) FCOR) Deployed

3 (-2) Available

Joint Preliminary Damage Assessments

Region	State / Location	Incident	IA	Number of Counties		Start - End
			PA	Requested	Complete	
X	AK	Extreme Weather and Landslides Nov 20 - TBD	IA	4	0	12/11 - TBD
			PA	4	0	12/11 - TBD



FEMA

Declaration Requests in Process – 13

State / Tribe / Territory – Incident Description	Type	IA	PA	HM	Requested
MI – Flooding (Appeal)	DR		X	X	Oct 18
OH – Train Derailment	DR	X	X	X	Jul 3
UT – Flooding	DR		X	X	Aug 11
Inupiat Community of the Arctic Slope (ICAS) – Severed Undersea Fiber Optic Line – APPEAL	EM		X		Aug 23
NH – Severe Winter Storm and Snowstorm – APPEAL	DR		X	X	Sep 6
WA – Wildfires	DR	X	X	X	Oct 4
MI – Severe Storms, Tornadoes, and Flooding	DR	X	X	X	Oct 18
KY – Severe Storms, Tornadoes, Straight-Line Winds, and Flooding – APPEAL	DR	X			Oct 23
WV – Severe Storms, Flooding, Landslides, and Mudslides	DR	X		X	Oct 25
RI – Severe Storms, Flooding, and Tornadoes	DR	X			Nov 9
PA – Severe Storms and Flooding	DR	X	X	X	Nov 9
NY – Severe Storm and Flooding	DR		X	X	Nov 29
MA – Severe Storms and Flooding	DR	X	X	X	Dec 11



FEMA



FEMA

Helping people before, during, and after disasters.



Scan to subscribe to this briefing.