

FEMA National Watch Center

Daily Operations Briefing

Saturday, December 2, 2023

8:30 a.m. ET



FEMA

National Current Ops/Monitoring

New Significant Incidents/Ongoing Ops

- No significant incidents/operations

Hazard Monitoring

- Severe Thunderstorms/Heavy Rain/Flash Flooding – Southeast
- Heavy Snow – Pacific Northwest to the Northern/Central Rockies
- Mixed Precipitation – Northwest to the Central Great Basin and the Central Plains to the Northeast

Disaster Declaration Activity

- No new declaration activity

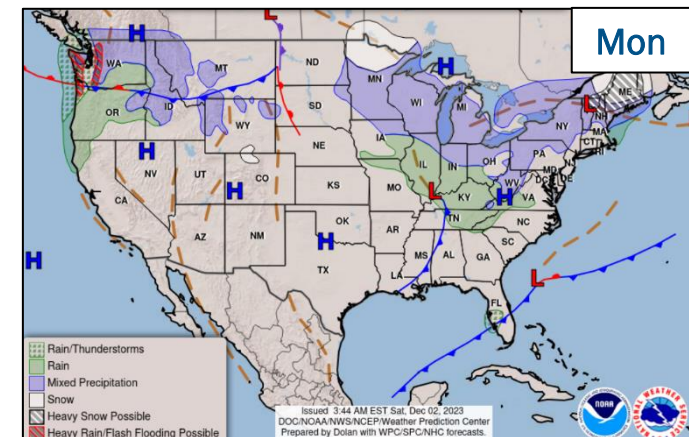
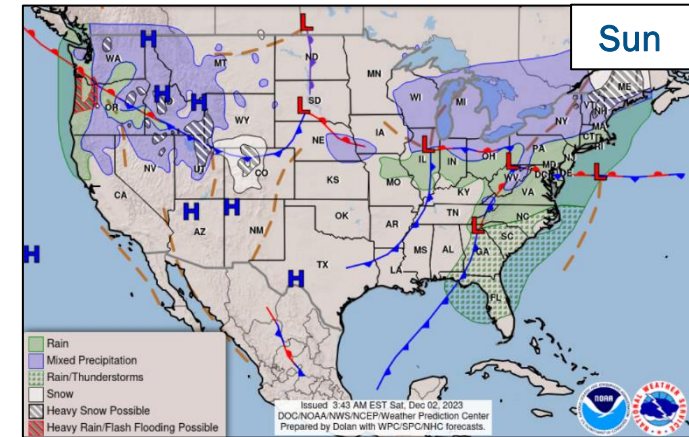
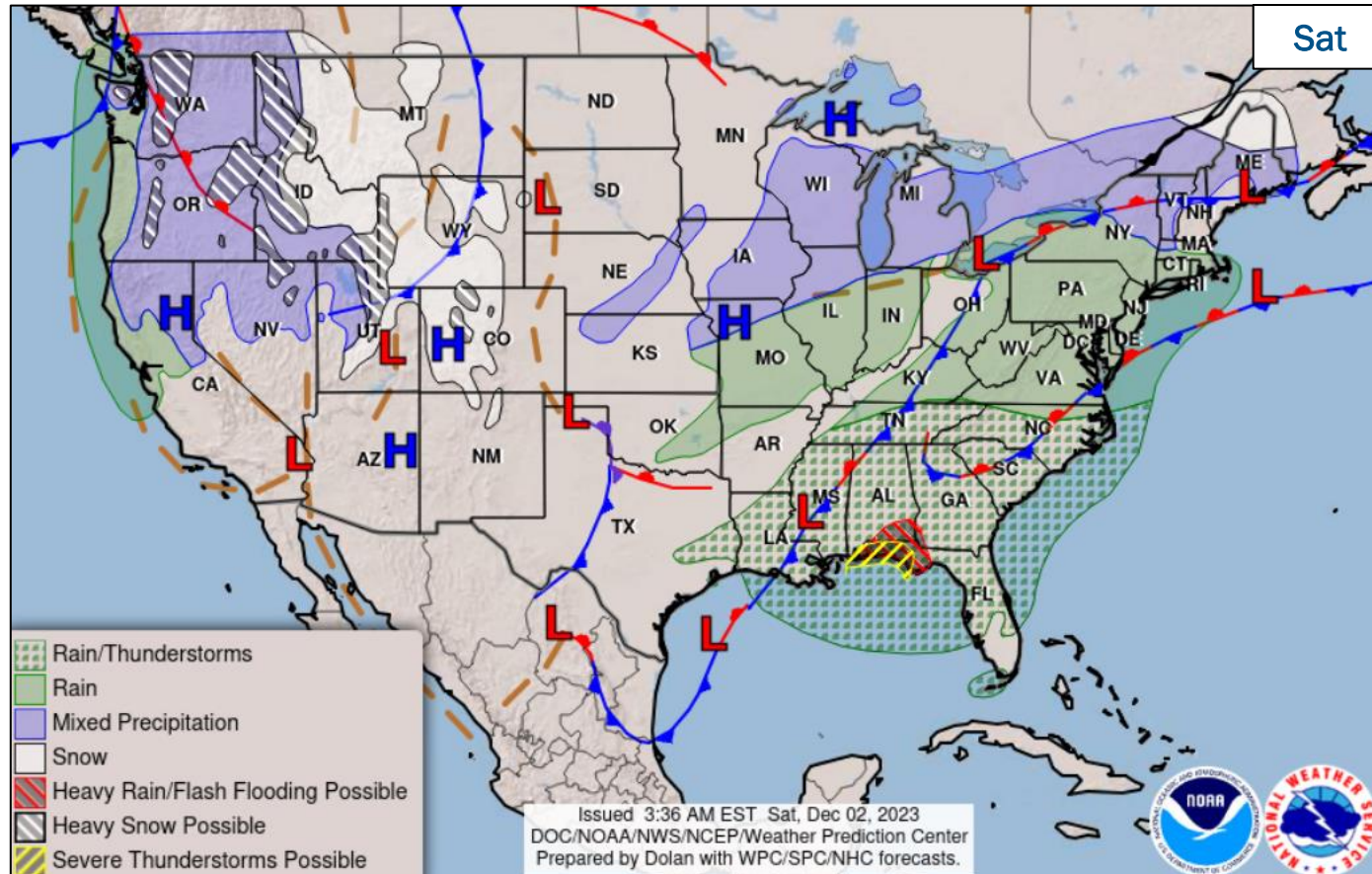
Event Monitoring

- No significant events



FEMA

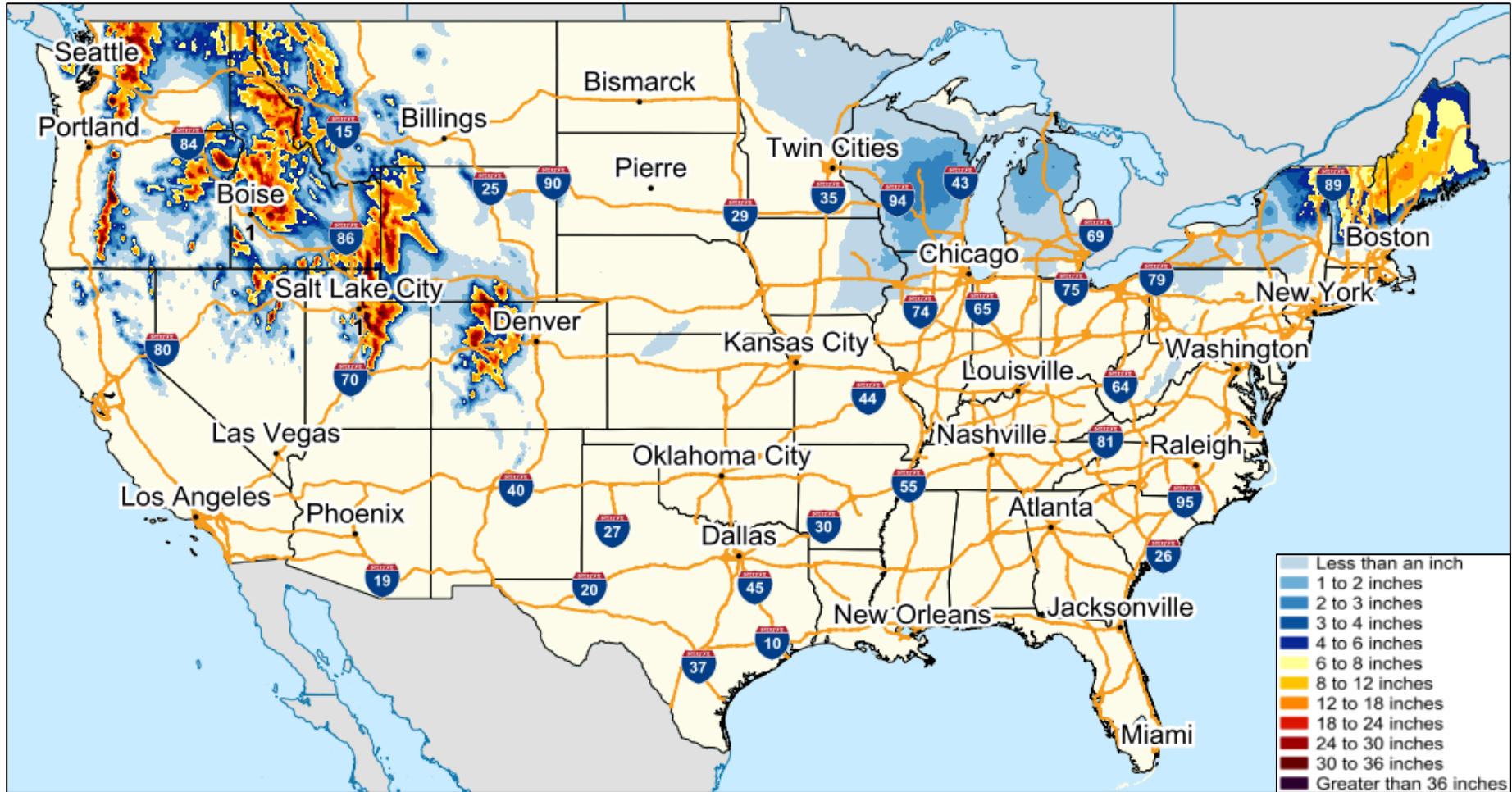
National Weather Forecast



FEMA

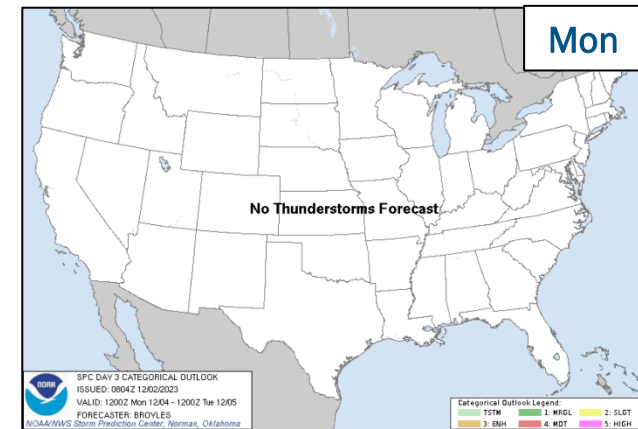
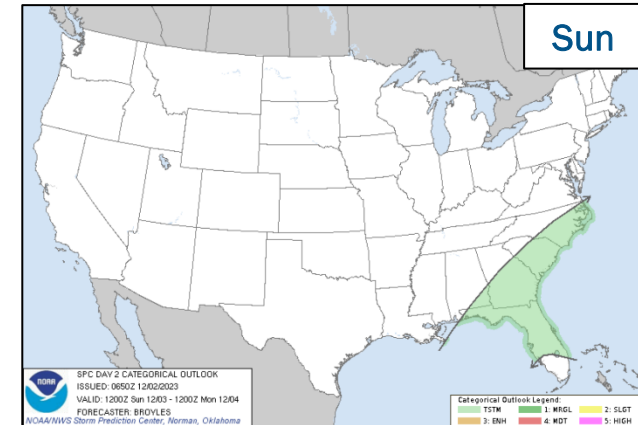
National Watch Center

Snowfall Forecast



FEMA

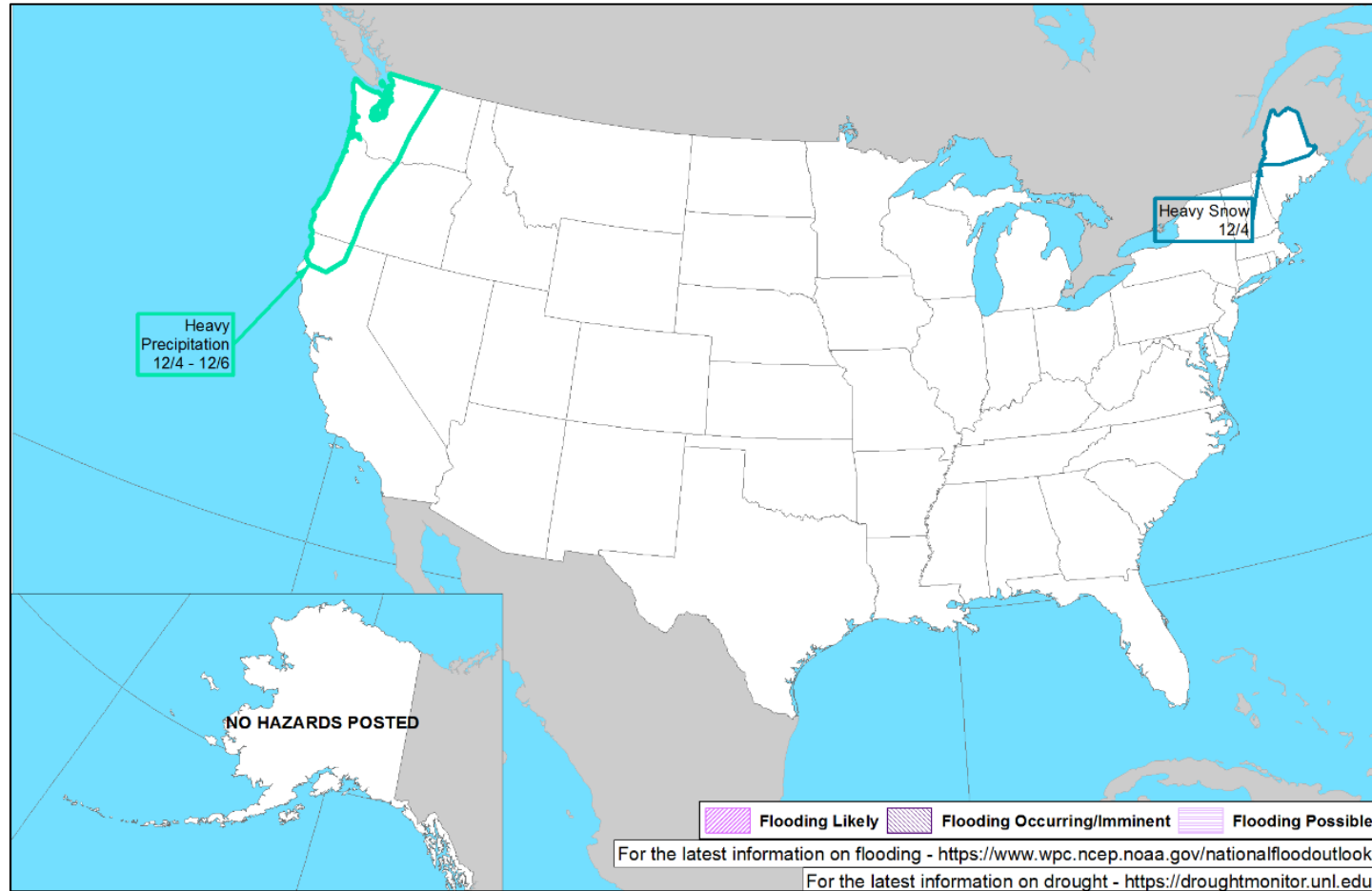
Severe Weather Outlook



FEMA

National Watch Center

Hazards Outlook – Dec 4-8


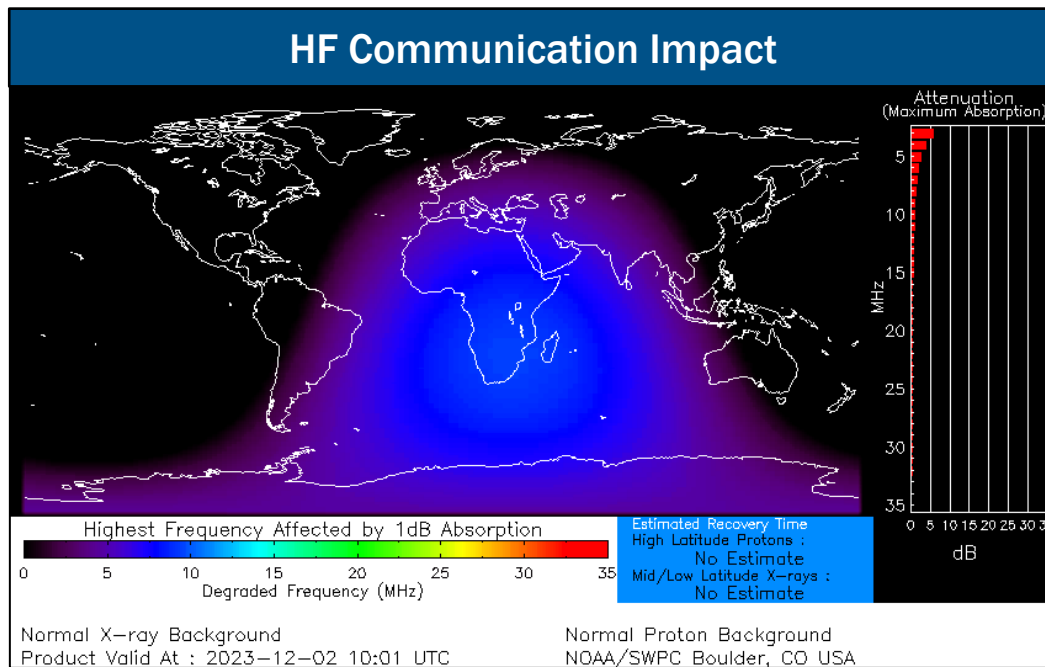


FEMA

Space Weather Outlook

Minor	Space Weather Activity	Geomagnetic Storms	Solar Radiation	Radio Blackouts
Past 24 Hours	Strong	G3	None	R1
Next 24 Hours	Minor	G1	None	None

For further information on NOAA Space Weather Scales refer to: <http://www.swpc.noaa.gov/noaa-scales-explanation>
 For further information on Sunspot Activity refer to: <https://www.swpc.noaa.gov/phenomena/sunspotssolar-cycle>



FEMA

National Watch Center

FEMA Common Operating Picture

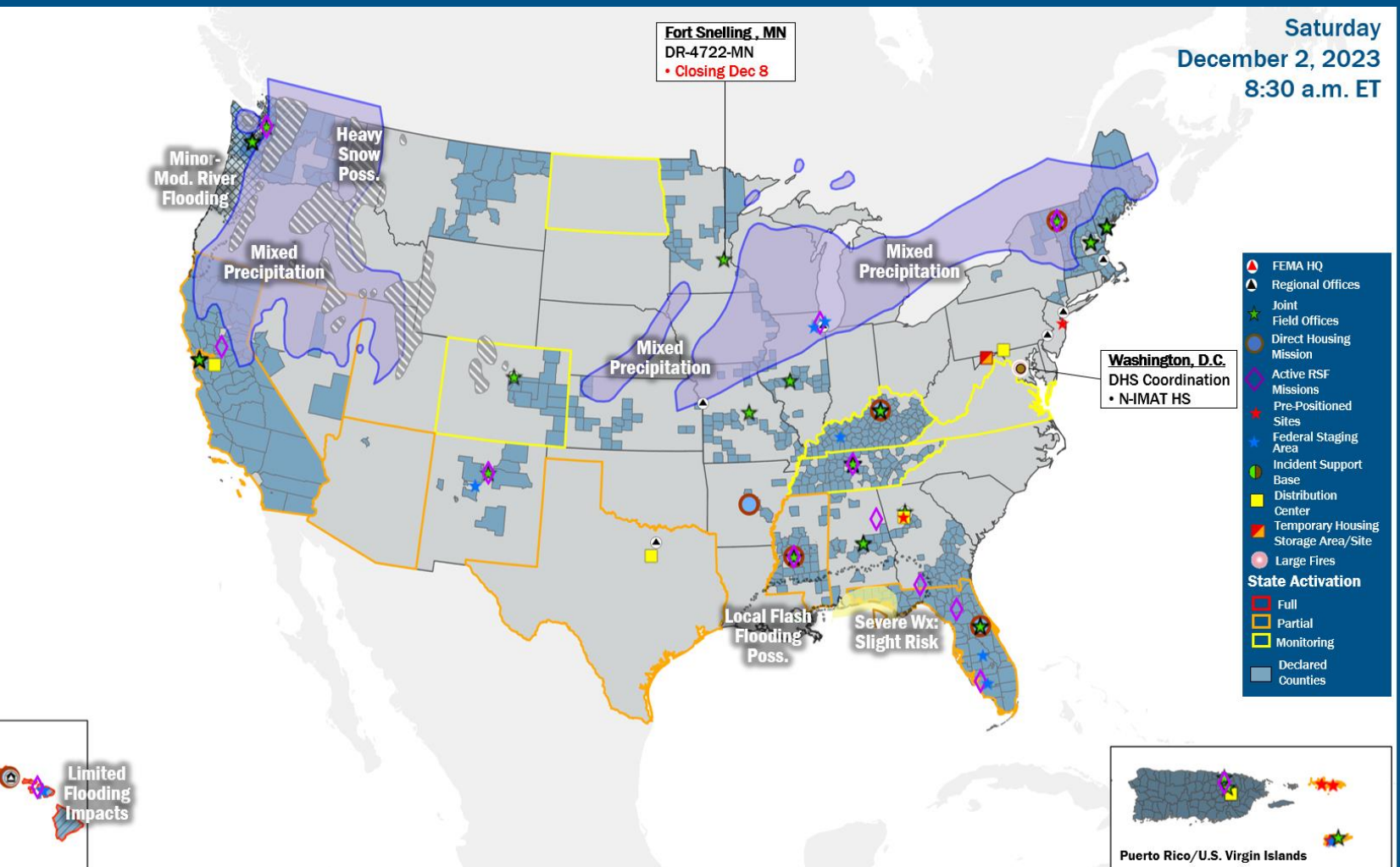
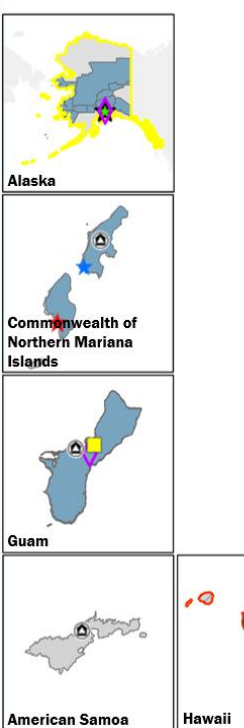
18 + 5 Joint Field Offices Virtual Joint Field Offices Supporting
72 + 4 Major Disasters Emergency Declarations
8 Direct Housing Missions
27 RSF-Supported Disasters

Saturday
 December 2, 2023
 8:30 a.m. ET

FEMA HQ	
NWC	NRCC
Monitoring	Activated
FEMA REGIONS	
Watch	RRCC
Monitoring	I Rostered
Monitoring	II Rostered
Monitoring	III Rostered
Monitoring	IV Rostered
Monitoring	V Rostered
Monitoring	VI Rostered
Monitoring	VII Rostered
Monitoring	VIII Rostered
Monitoring	IX Rostered
Monitoring	X Rostered
Notes:	
RWCs/RRCCs/IMATs: • NRCC/N-IMAT HS: DHS Coordination	STATE EOCs: • MS/CO: Severe Weather • FL: TC Idalia • TX: Ongoing Threats • ND: Avian Influenza • AZ/CO: SW Border • CA/HI/KY/CO/VA: Wildfires • CA/NV: TC Hilary • USVI: Potable Water • TN: Severe Fire Weather • GA: Special Event - First Lady Honoring • AK: Wrangell Landslide • ND: Boil Order Support
Volunteer Force	
Rostered 7,387	Deployed 123 (+2)
Surge Capacity Force	
Rostered 8,403 (+1)	Deployed 0

N-IMATs	
2-5 Teams Available	
Red	
White	
Blue	
Gold	
HS	DC
R-IMATs	
≥ 7 Teams Available	
I	
II	1
III	
IV-1	
IV-2	
V	
VI-1	
VI-2	
VII	
VIII	2
IX-1	Personnel
IX-2	
X	3
Fully Mission Capable (FMC)	
Partially Mission Capable (PMC)	
Not Mission Capable (NMC)	
Deployed	

REGIONAL BREAKDOWN			
	JFO/VJFO	DR	EM
I	3/0	10	2
II	2/1	3	1
III	0/0	0	0
IV	5/1	20	1
V	2/0	3	0
VI	1/0	2	0
VII	2/0	3	0
VIII	1/0	3	0
IX	1/1	17	0
X	1/2	11	0



Legend

- FEMA HQ
- Regional Offices
- Joint Field Offices
- Direct Housing Mission
- Active RSF Missions
- Pre-Positioned Sites
- Federal Staging Area
- Incident Support Base
- Distribution Center
- Temporary Housing Storage Area/Site
- Large Fires

State Activation

- Full
- Partial
- Monitoring
- Declared Counties

IM Workforce

13,617 (-34) Assigned
 4,335 (+9) Unavailable
 5,293 (-32) Deployed

29% / 3,989 (-11) Available

IM Cadre Availability

11 Cadres ≤ 25% Availability

Environmental Planning and Historic Preservation: 18% (144/811); Field Leadership: 14% (21/146); Hazard Mitigation: 20% (242/1,211); Human Resources: 19% (34/177); Interagency Recovery Coordination: 16% (46/287); Logistics 25% (376/1500); Operations: 16% (55/349); Public Assistance: 11% (245/2,173); Planning 14% (65/463); Safety: 12% (10/83); Security: 19% (25/129)

MERS

> 66%

36 Assigned
 0 Unavailable
 0 Deployed

36 Available

US&R

> 66%

28 Assigned
 1 Unavailable
 0 Deployed

27 Available

FCO

≤ 1 Type I

50 Assigned
 12 (+4) Unavailable
 33(-4) (25 FCOR) Deployed

5 (-1) Available

Joint Preliminary Damage Assessments

Region	State / Location	Incident	IA	Number of Counties		Start - End
			PA	Requested	Complete	
I	MA	Flooding Sep 11-13	IA	2	2	10/10 - 10/27
			PA	4	2	10/10 - TBD
II	PR	Severe Storms and Flooding Oct 26-31	IA	1	1 (+1)	11/27 - 11/28
			PA	1	1	11/8 - 11/20



FEMA

Declaration Requests in Process – 12

State / Tribe / Territory – Incident Description	Type	IA	PA	HM	Requested
MI – Flooding (Appeal)	DR		X	X	Jun 15
OH – Train Derailment	DR	X	X	X	Jul 3
UT – Flooding	DR		X	X	Aug 11
Inupiat Community of the Arctic Slope (ICAS) – Severed Undersea Fiber Optic Line (Appeal)	EM		X		Aug 23
NH – Severe Winter Storm and Snowstorm (Appeal)	DR		X	X	Sep 6
WA – Wildfires	DR	X	X	X	Oct 4
MI – Severe Storms, Tornadoes, and Flooding	DR	X	X	X	Oct 18
KY – Severe Storms, Tornadoes, Straight-Line Winds, and Flooding (Appeal)	DR	X		X	Oct 23
WV – Severe Storms, Flooding, Landslides, and Mudslides	DR	X		X	Oct 25
RI – Severe Storms, Flooding, and Tornadoes	DR	X			Nov 8
PA – Severe Storms and Flooding	DR	X	X	X	Nov 9
NY – Severe Storm and Flooding	DR		X	X	Nov 29



FEMA



FEMA

Helping people before, during, and after disasters.



Scan to subscribe to this briefing.