

FEMA National Watch Center

Daily Operations Briefing

Monday, December 19, 2022

8:30 a.m. ET



FEMA

National Current Ops / Monitoring

New Significant Incidents / Ongoing Ops

- No significant incidents / operations

Hazard Monitoring

- Heavy Snow - Northern Rockies, Great Lakes and Northeast
- Snow - Pacific Northwest, California, Northern Plains, Great Lakes and Appalachians

Disaster Declaration Activity

- No new declaration activity

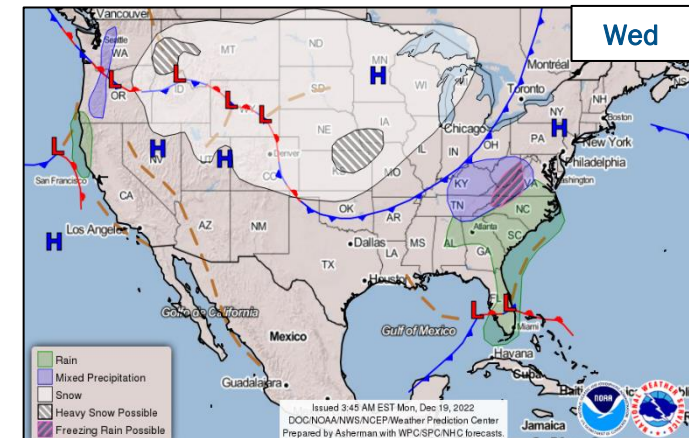
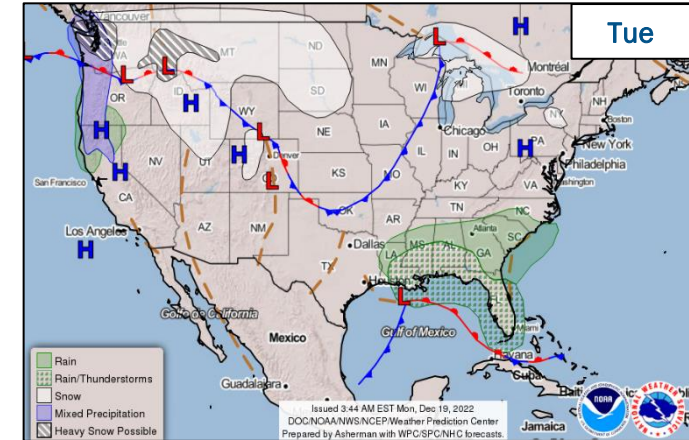
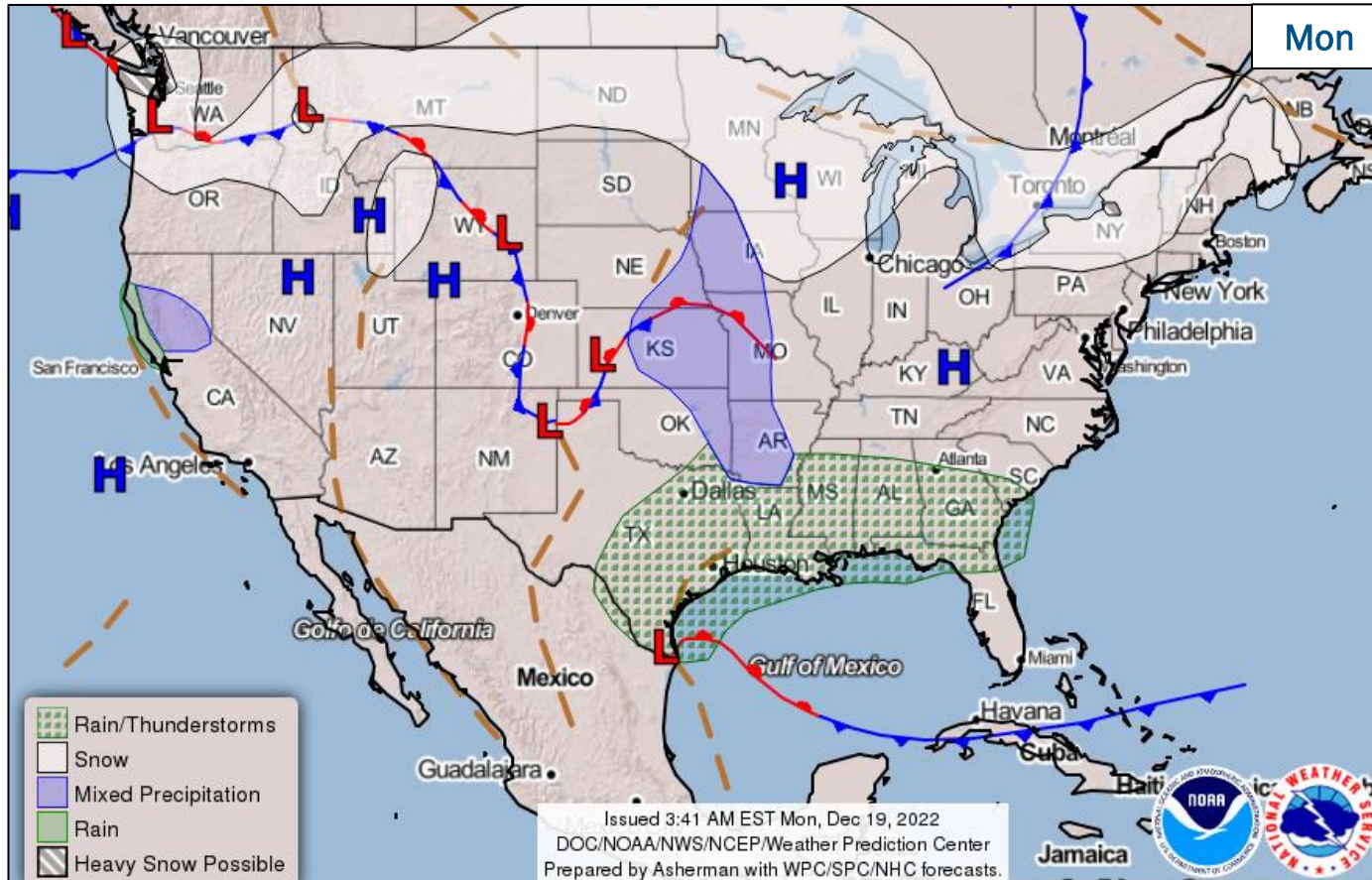
Event Monitoring

- No significant events



FEMA

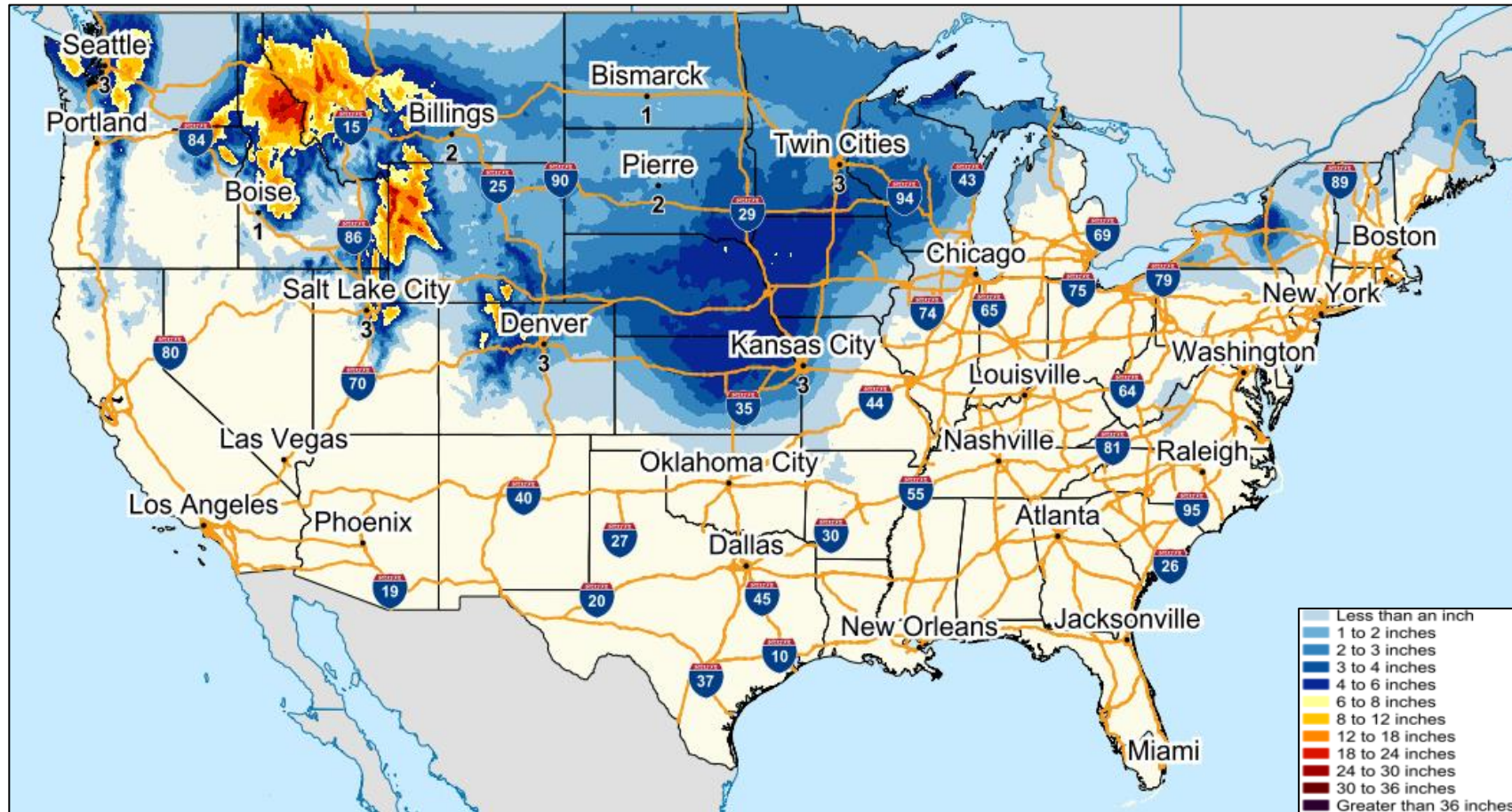
National Weather Forecast



FEMA

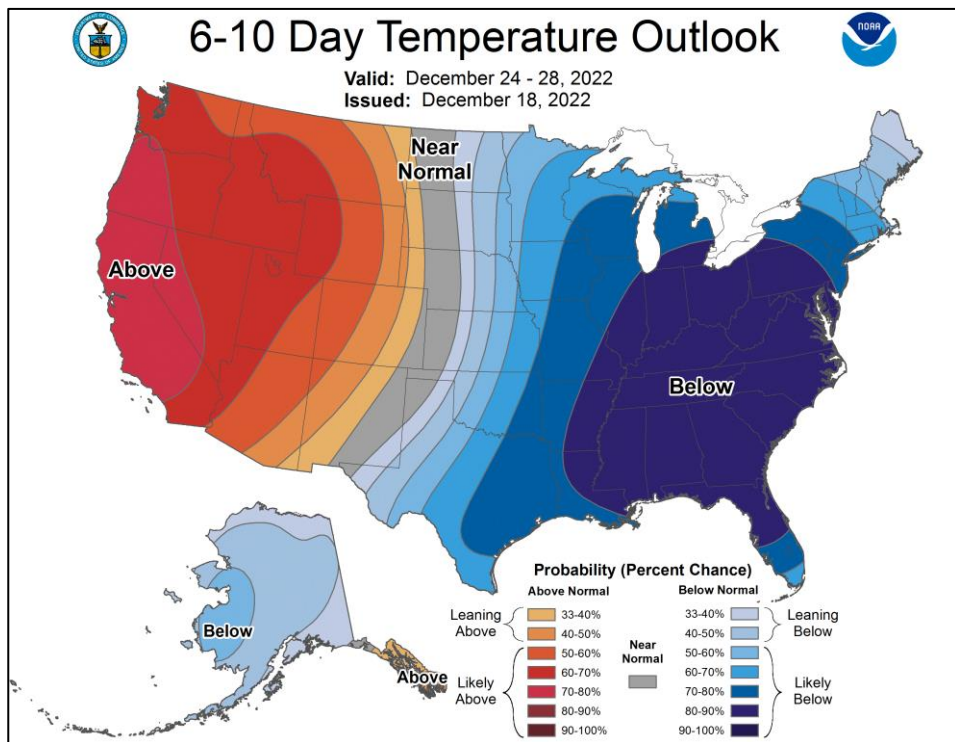
National Watch Center

Forecast Snowfall

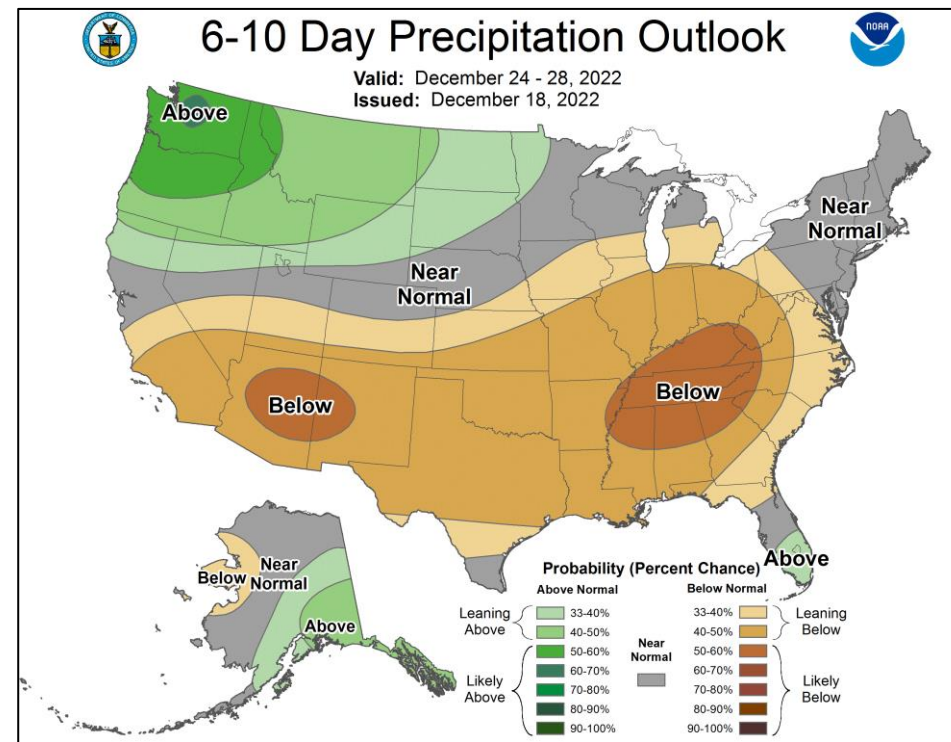


FEMA

Long Range Outlooks – Dec 24-28



6-10 Day Temperature Probability



6-10 Day Precipitation Probability



FEMA

National Watch Center

FEMA Common Operating Picture

15
Joint Field
Offices

9
Virtual Joint
Field Offices

54
Major
Disasters

11
Emergency
Declarations

Monday
December 19, 2022
8:30 a.m. ET

FEMA HQ	
NWC	NRCC
Monitoring	Rostered
FEMA REGIONS	
Watch	RRCC
Monitoring	I Rostered
Monitoring	II Rostered
Monitoring	III Rostered
Monitoring	IV Rostered
Monitoring	V Rostered
Monitoring	VI Rostered
Monitoring	VII Rostered
Monitoring	VIII Rostered
Monitoring	IX Rostered
Monitoring	X Rostered
Notes:	
RWCs/RRCCs: = NSTR	STATE EDCs: NJ: TC Irida, Monkeypox CO/NJ: Avian Influenza PR: TC Fiona FL: TC Ian KY/NM: Flooding IL/SW Border Bus Reception and Coordination AZ/CO/NM: Wildfires TX: Ongoing Operations KS: All Hazards AS: Seismic Activity HI: Seismic Activity OR: Pediatric Respiratory Surge WA: European Green Crabs/Flu & Respiratory Virus NY: Winter Weather NH: Winter Storm
Surge Capacity Force	
Rostered 7,692	Deployed 0

N-IMATs 2-4 Teams Available	
Red	
White	FL
Blue	
Gold	
R-IMATs ≥ 7 Teams Available	
I	
II	
III	Personnel
IV-1	FL
IV-2	
V	1
VI-1	Personnel
VI-2	2
VII	
VIII	
IX-1	Personnel
IX-2	Demobilizing
X	Personnel

REGIONAL BREAKDOWN			
	JFO/VJFO	DR	EM
I	2/0	5	0
II	2/3	5	4
III	0/0	3	0
IV	2/1	8	4
V	2/0	4	0
VI	2/1	3	3
VII	2/1	4	0
VIII	1/1	4	0
IX	0/1	6	0
X	2/1	12	0



Anchorage, AK
DR-4638-AK
• Closing Dec 23



Northern Mariana Islands



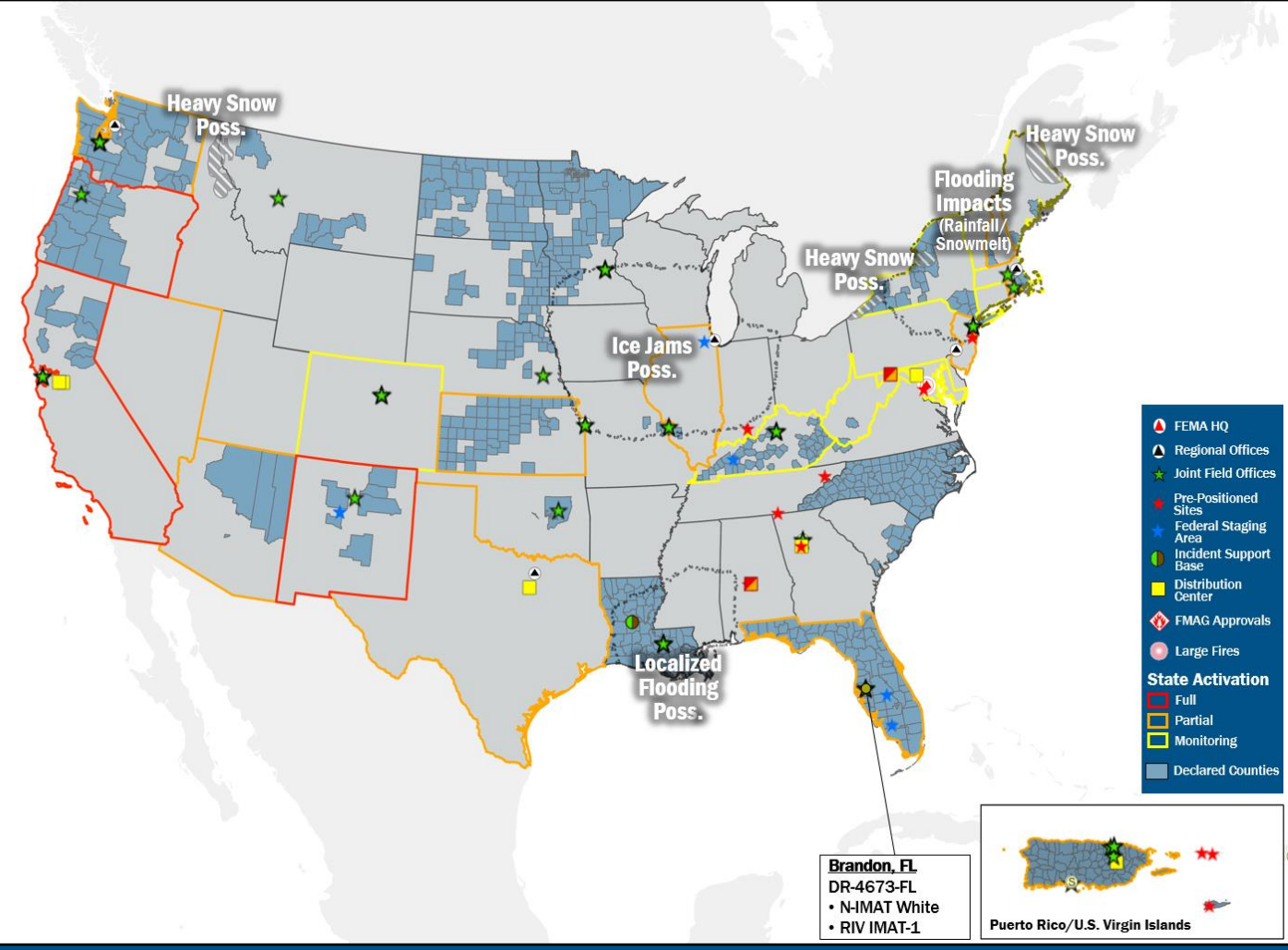
Guam



American Samoa



Hawaii



Brandon, FL
DR-4673-FL
• N-IMAT White
• RIV IMAT-1

Puerto Rico/U.S. Virgin Islands

IM Workforce

13,406 (-19) Assigned
4,272 (+2) Unavailable
5,304 (-63) Deployed

29% (+1) / 3,830 (+42) Available

IM Cadre Availability ≤ 25% Availability

Civil Rights: 22% (26/117); Disability Integration: 13% (8/64); External Affairs: 25% (120/487); Environmental Planning and Historic Preservation: 21% (174/840); Field Leadership: 16% (23/143); Hazard Mitigation: 18% (218/1,235); Human Resources: 25% (41/163); Interagency Recovery Coordination: 25% (75/299); Operations: 17% (62/372); Public Assistance: 17% (375/2,270); Planning: 13% (64/477); Safety: 19% (14/74)

MERS

≥ 66%

36 Assigned
0 Unavailable
0 Deployed

36 Available

US&R

≥ 66%

28 Assigned
2 Unavailable
0 Deployed

26 Available

FCO

≤ 1 Type I

51 Assigned
1 Unavailable
42 (27 FCOR) Deployed

8 Available

Joint Preliminary Damage Assessments

Region	State / Location	Incident	IA	Number of Counties		Start - End
			PA	Requested	Complete	
VI	OK	Severe Storms, Tornadoes, and Floods Nov 4 and continuing	IA	0	0	N/A
			PA	4	0	11/18 - TBD



FEMA

Declaration Requests in Process – 5

State / Tribe / Territory – Incident Description	Type	IA	PA	HM	Requested
OR – Wildfires and Straight-line Winds	EM		X		Sep 9
GA – Flooding	DR	X			Oct 4
UT – Severe Storms and Flooding	DR		X	X	Oct 19
CA – Heat Dome and Wildfires	DR	X	X	X	Oct 26
Havasupai Tribe – Flooding	DR		X	X	Nov 30



FEMA



FEMA

Helping people before, during, and after disasters.



Scan to subscribe to this briefing.