

FEMA National Watch Center

# Daily Operations Briefing

Sunday, December 18, 2022

8:30 a.m. ET



**FEMA**

# National Current Ops / Monitoring

---

## New Significant Incidents / Ongoing Ops

- No significant incidents / operations

## Hazard Monitoring

- Heavy Snow – Northern Rockies, Great Lakes to Northeast

---

## Disaster Declaration Activity

- No new declaration activity

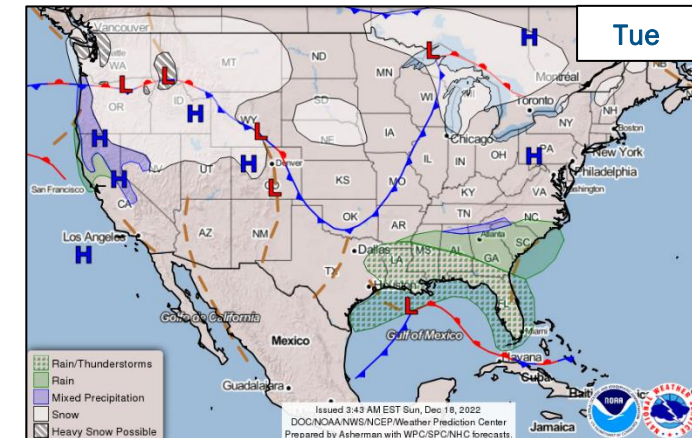
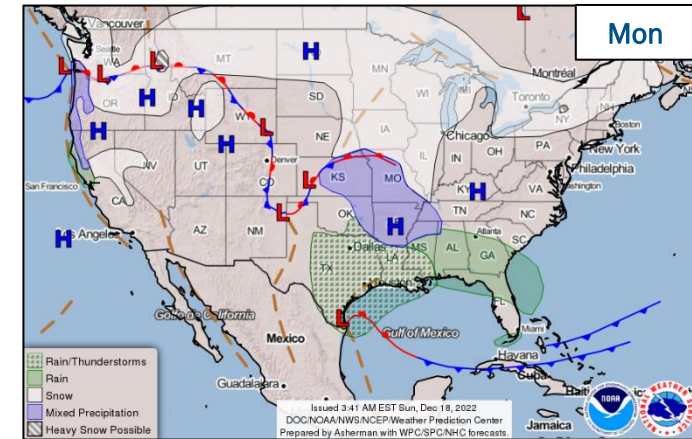
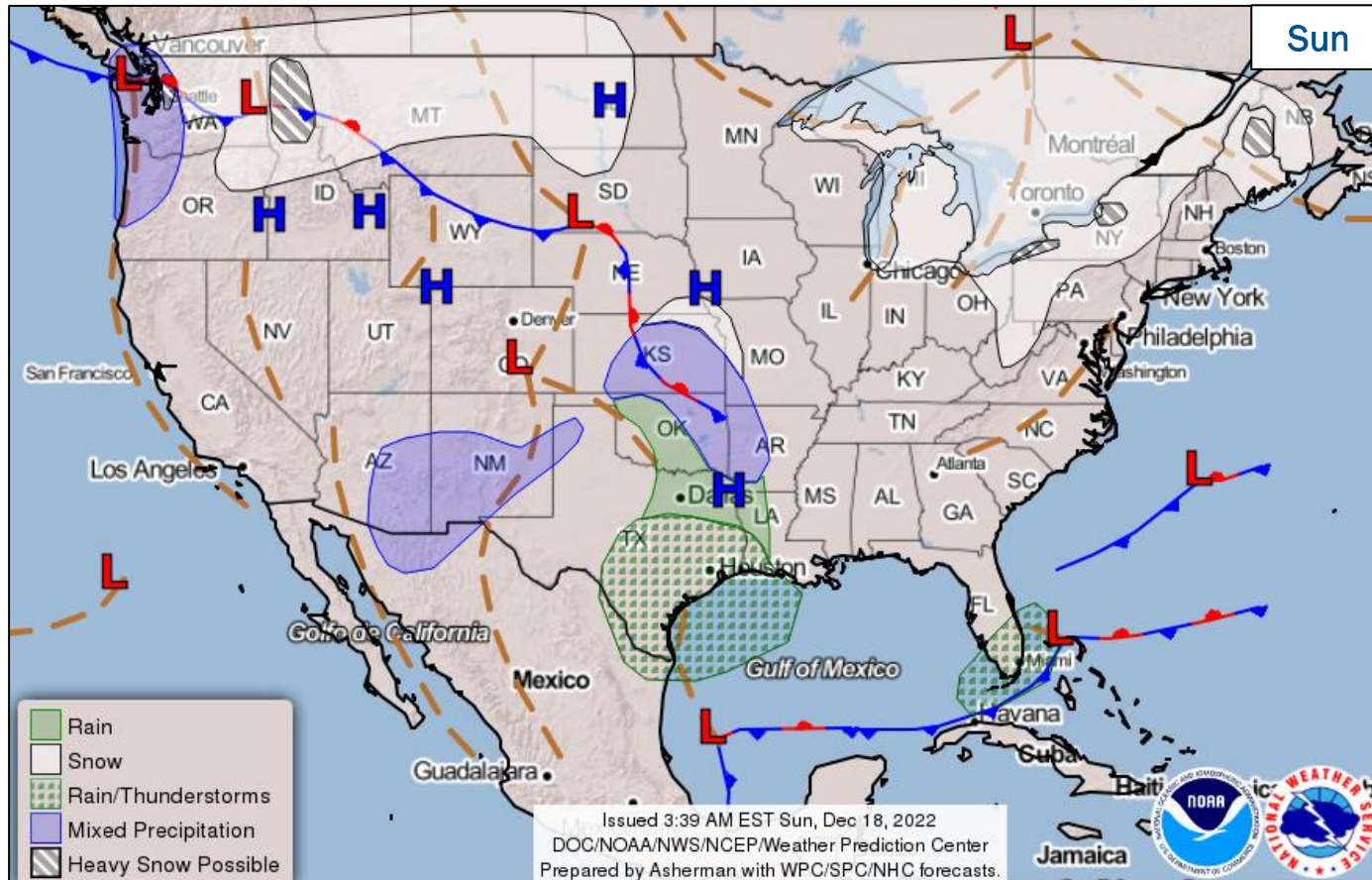
## Event Monitoring

- No significant events



**FEMA**

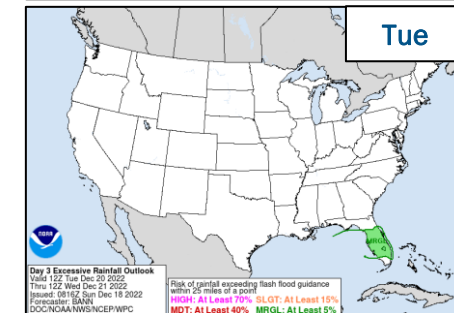
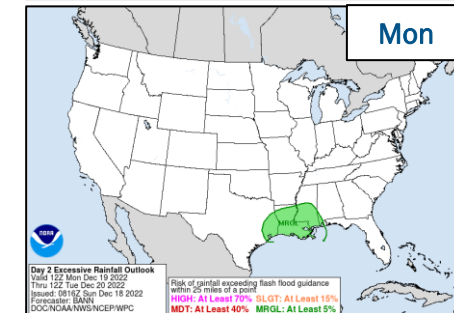
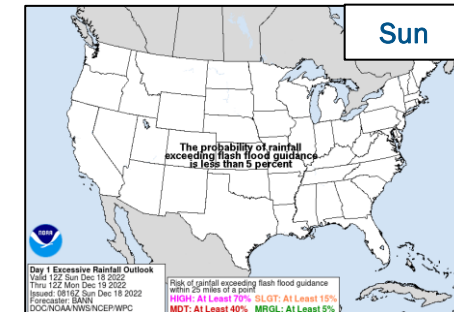
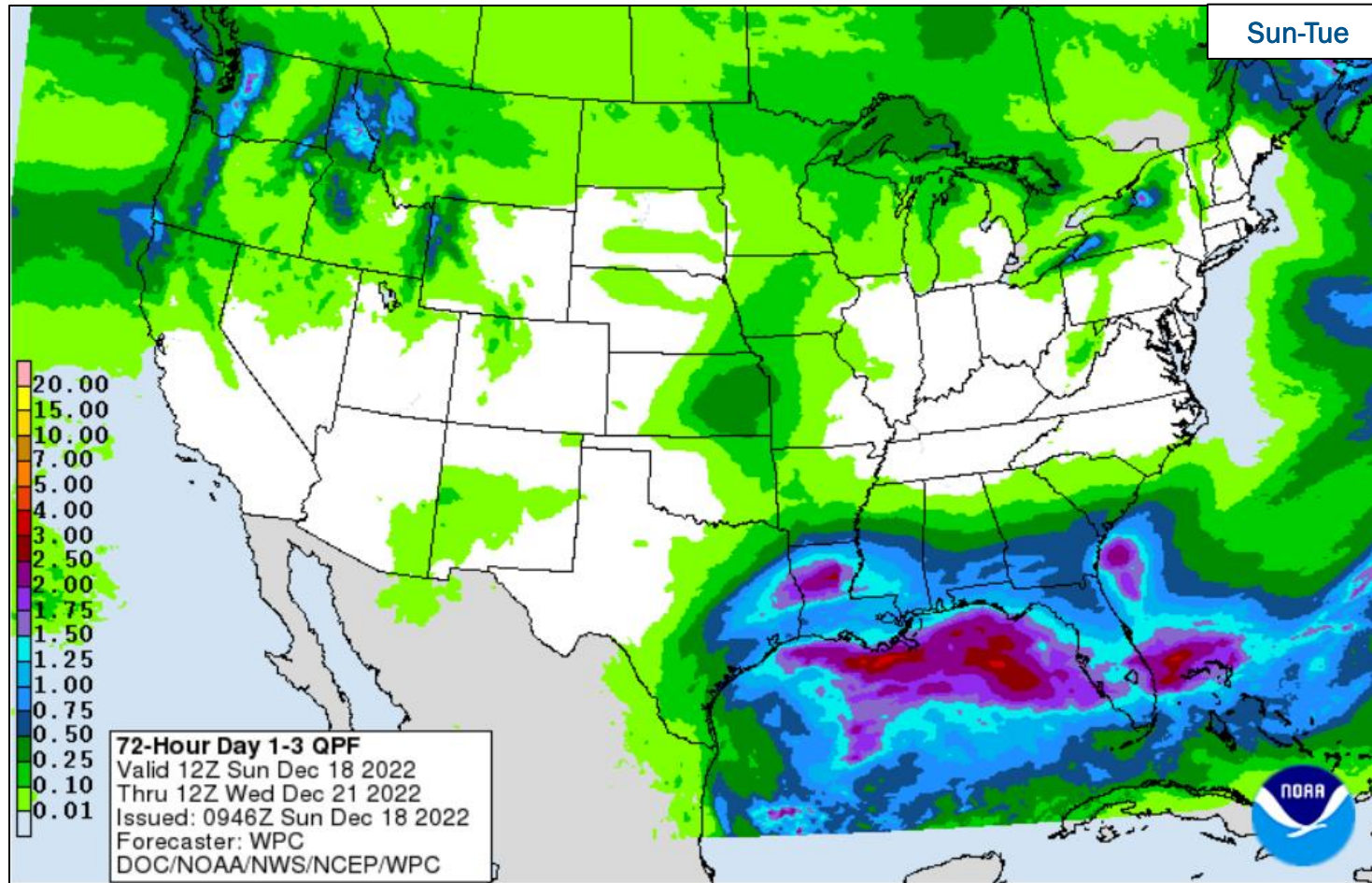
# National Weather Forecast



FEMA

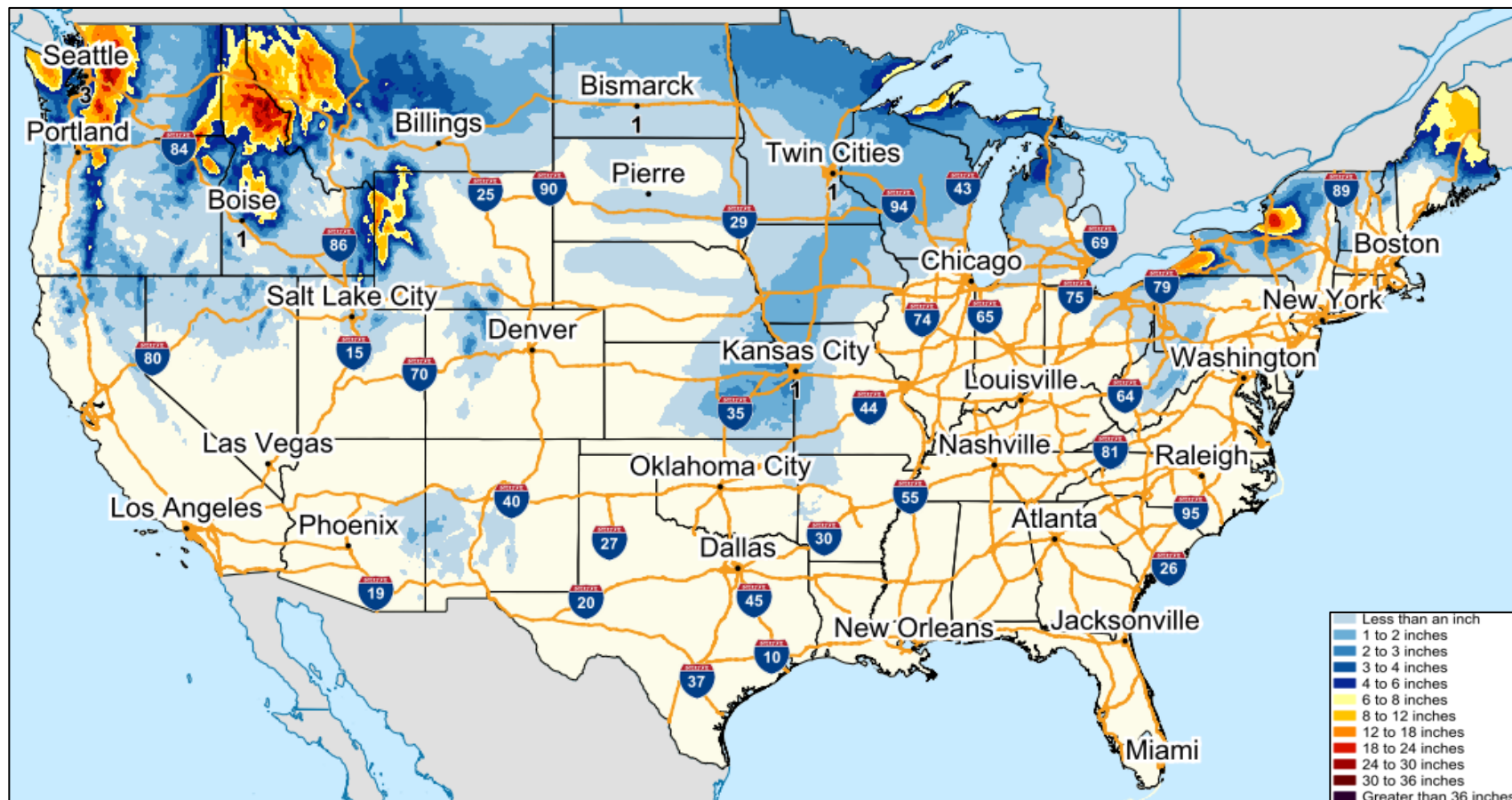
National Watch Center

# Precipitation & Excessive Rainfall



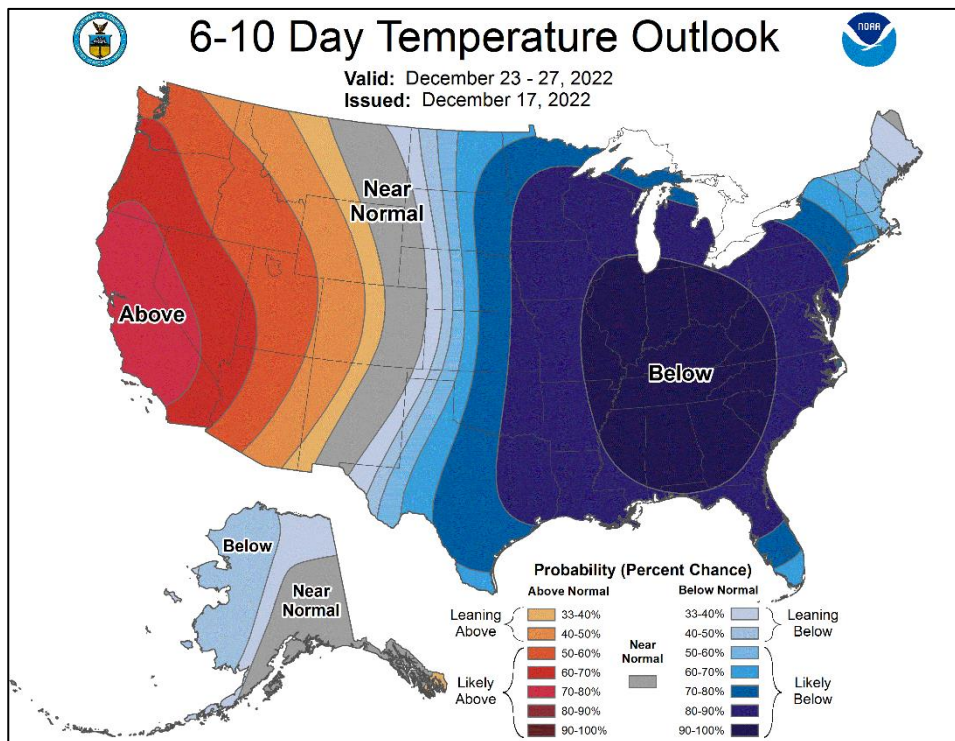
FEMA

# Forecast Snowfall

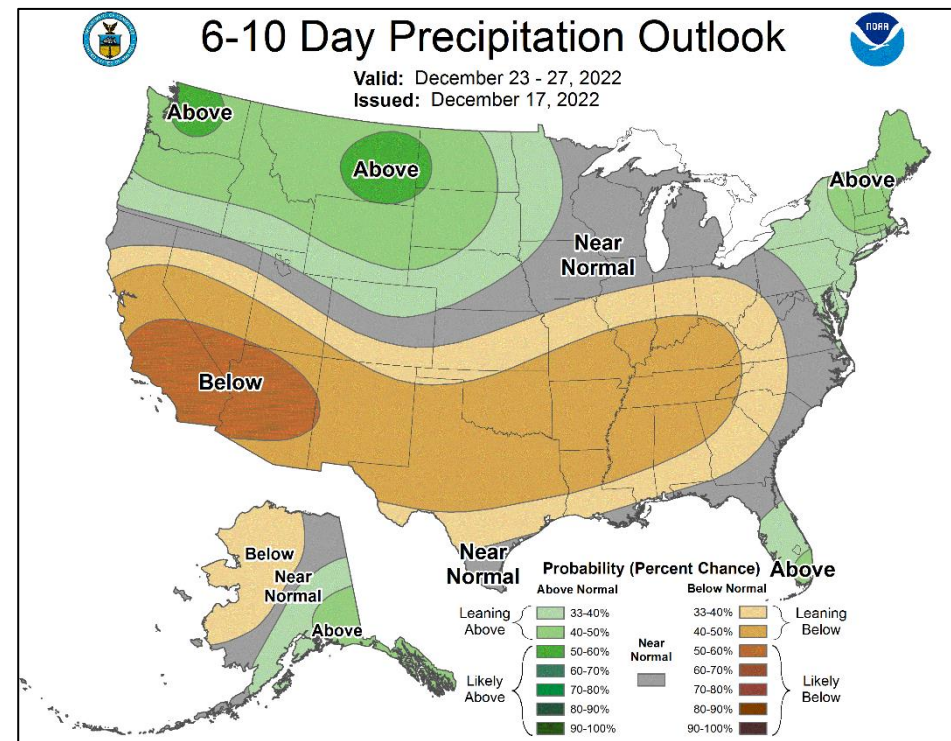


FEMA

# Long Range Outlooks – Dec 23-27



6-10 Day Temperature Probability



6-10 Day Precipitation Probability



FEMA

National Watch Center

# FEMA Common Operating Picture

**15**  
Joint Field  
Offices

**9**  
Virtual Joint  
Field Offices

**54**  
Major  
Disasters

**11**  
Emergency  
Declarations

Sunday  
December 18, 2022  
8:30 a.m. ET

FEMA HQ	
NWC	NRCC
Monitoring	Rostered
FEMA REGIONS	
Watch	RRCC
Monitoring	I Rostered
Monitoring	II Rostered
Monitoring	III Rostered
Monitoring	IV Rostered
Monitoring	V Rostered
Monitoring	VI Rostered
Monitoring	VII Rostered
Monitoring	VIII Rostered
Monitoring	IX Rostered
Monitoring	X Rostered
Notes:	
RWCs/RRCCs:	STATE EDCs: NJ: TC Irida, Monkeypox CO/NJ: Avian Influenza PR: TC Fiona FL: TC Ian KY/NM: Flooding IL/SW: Border Bus Reception and Coordination AZ/CO/NM: Wildfires TX: Ongoing Operations KS: All Hazards AS: Seismic Activity HI: Volcanic Activity OR: Pediatric Respiratory Surge WA: European Green Crabs/ Flu & Respiratory Virus NY: Winter Weather NH: Winter Storm
Surge Capacity Force	
Rostered 7,692	Deployed 0

N-IMATs 2-4 Teams Available	
Red	
White	FL
Blue	
Gold	
R-IMATs ≥ 7 Teams Available	
I	
II	
III	Personnel
IV-1	FL
IV-2	
V	1
VI-1	Personnel
VI-2	2
VII	
VIII	
IX-1	Personnel
IX-2	Demobilizing
X	Personnel

REGIONAL BREAKDOWN			
	JFO/VJFO	DR	EM
I	2/0	5	0
II	2/3	5	4
III	0/0	3	0
IV	2/1	8	4
V	2/0	4	0
VI	2/1	3	3
VII	2/1	4	0
VIII	1/1	4	0
IX	0/1	6	0
X	2/1	12	0

**Anchorage, AK**  
DR-4638-AK  
• Closing Dec 23

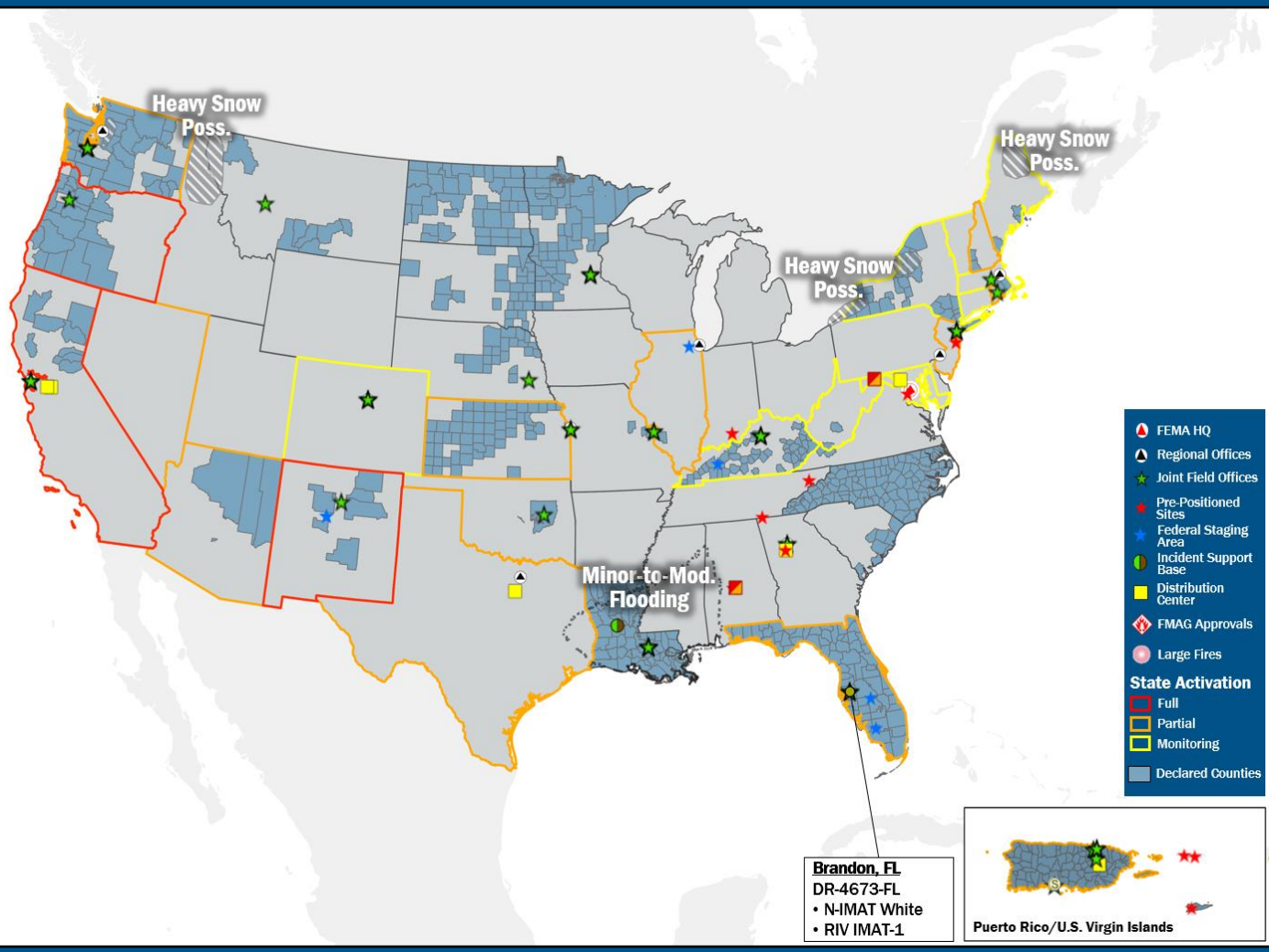
Alaska

Northern Mariana Islands

Guam

American Samoa

Hawaii



**IM Workforce**  
13,425 Assigned  
4,270 (+27) Unavailable  
5,367 (-129) Deployed  
  
28% (+1) / 3,788 (+102) Available

**IM Cadre Availability** ≤ 25% Availability

Civil Rights: 22% (26/118); Disability Integration: 14% (9/65); External Affairs: 24% (118/489); Environmental Planning and Historic Preservation: 21% (181/849); Field Leadership: 16% (23/143); Hazard Mitigation: 17% (212/1,236); Human Resources: 25% (40/163); Operations: 16% (61/373); Public Assistance: 17% (380/2,283); Planning: 12% (59/480); Safety: 19% (14/74)

**MERS**  
≥ 66%  
36 Assigned  
0 Unavailable  
0 Deployed  
  
36 Available

**US&R**  
≥ 66%  
28 Assigned  
2 Unavailable  
0 Deployed  
  
26 Available

**FCO**  
≤ 1 Type I  
51 Assigned  
1 Unavailable  
42 (27 FCOR) Deployed  
  
8 Available

# Joint Preliminary Damage Assessments

Region	State / Location	Incident	IA	Number of Counties		Start - End
			PA	Requested	Complete	
VI	OK	Severe Storms, Tornadoes, and Floods Nov 4 and continuing	IA	0	0	N/A
			PA	4	0	11/18 - TBD



**FEMA**



# Declaration Requests in Process – 5

State / Tribe / Territory – Incident Description	Type	IA	PA	HM	Requested
OR – Wildfires and Straight-line Winds	EM		X		Sep 9
GA – Flooding	DR	X			Oct 4
UT – Severe Storms and Flooding	DR		X	X	Oct 19
CA – Heat Dome and Wildfires	DR	X	X	X	Oct 26
Havasupai Tribe – Flooding	DR		X	X	Nov 30



**FEMA**



# FEMA

Helping people before, during, and after disasters.



*Scan to subscribe to this briefing.*