

FEMA National Watch Center

# Daily Operations Briefing

Friday, December 16, 2022

8:30 a.m. ET



**FEMA**

# National Current Ops / Monitoring

---

## New Significant Incidents / Ongoing Ops

- No significant incidents

## Hazard Monitoring

- Heavy Snow - Northeast
- Snow - Northern Plains, Upper Mississippi Valley, Great Lakes and Mid-Atlantic

---

## Disaster Declaration Activity

- No new declaration activity

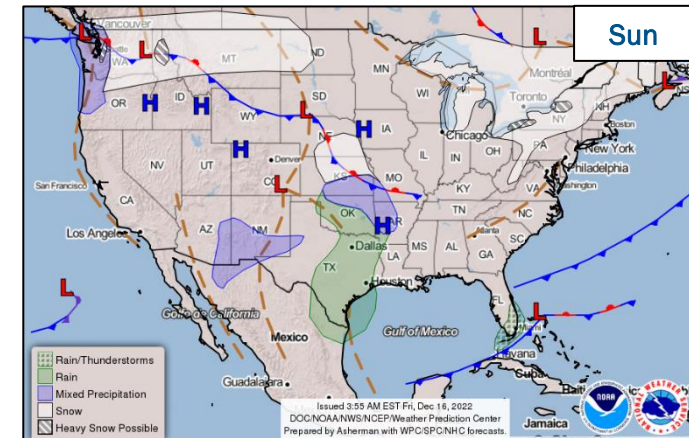
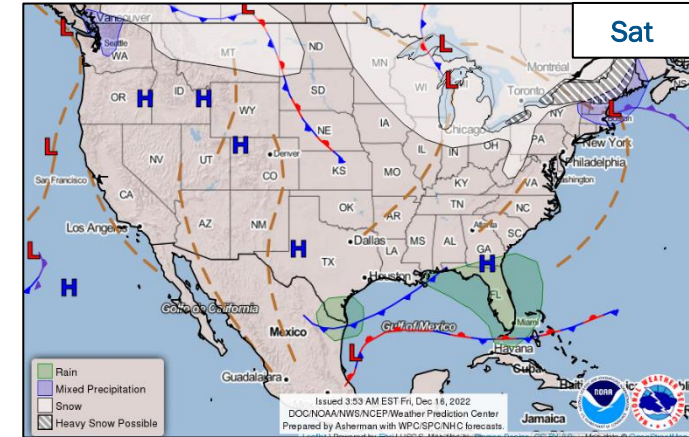
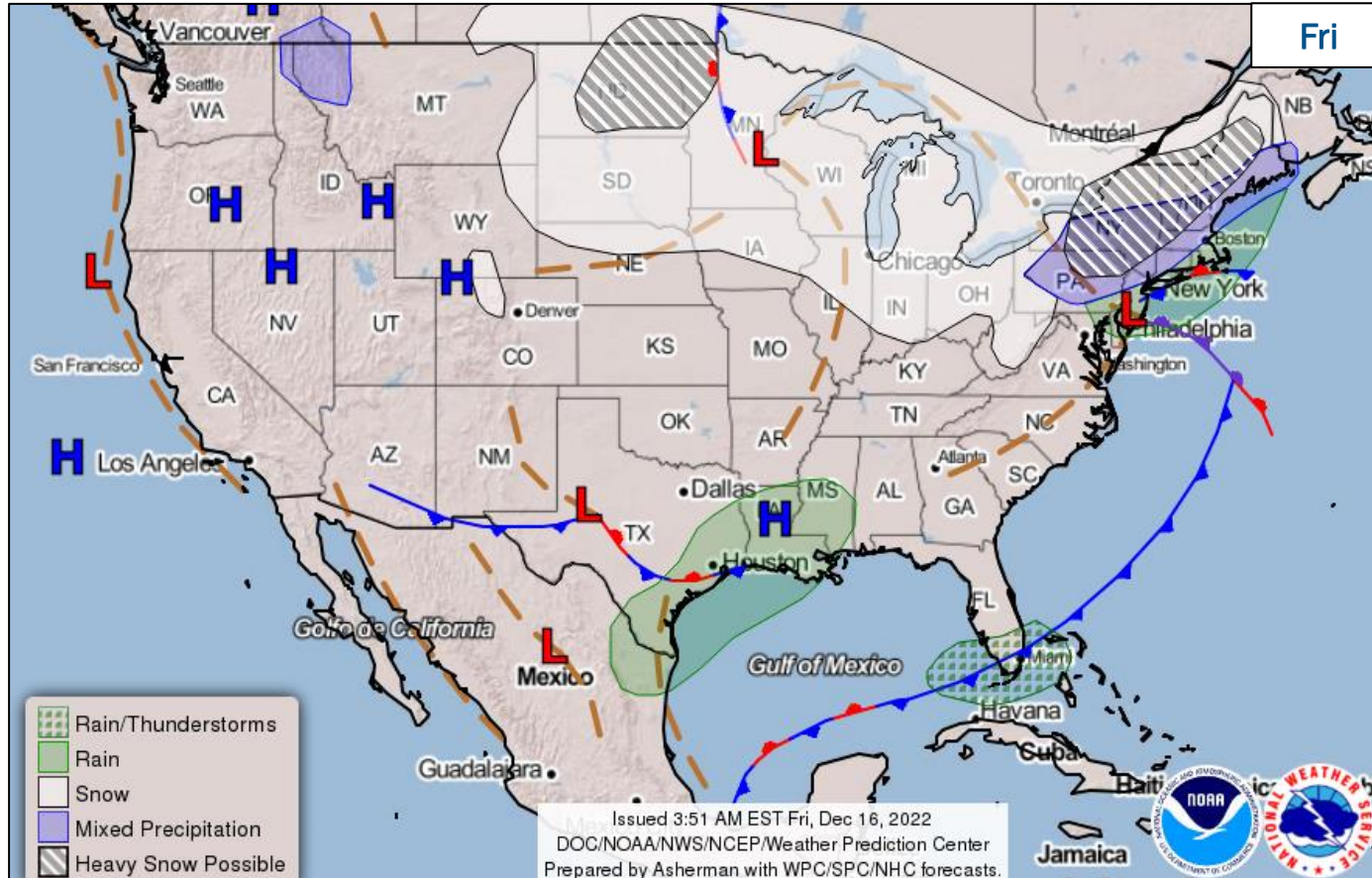
## Event Monitoring

- No significant events



**FEMA**

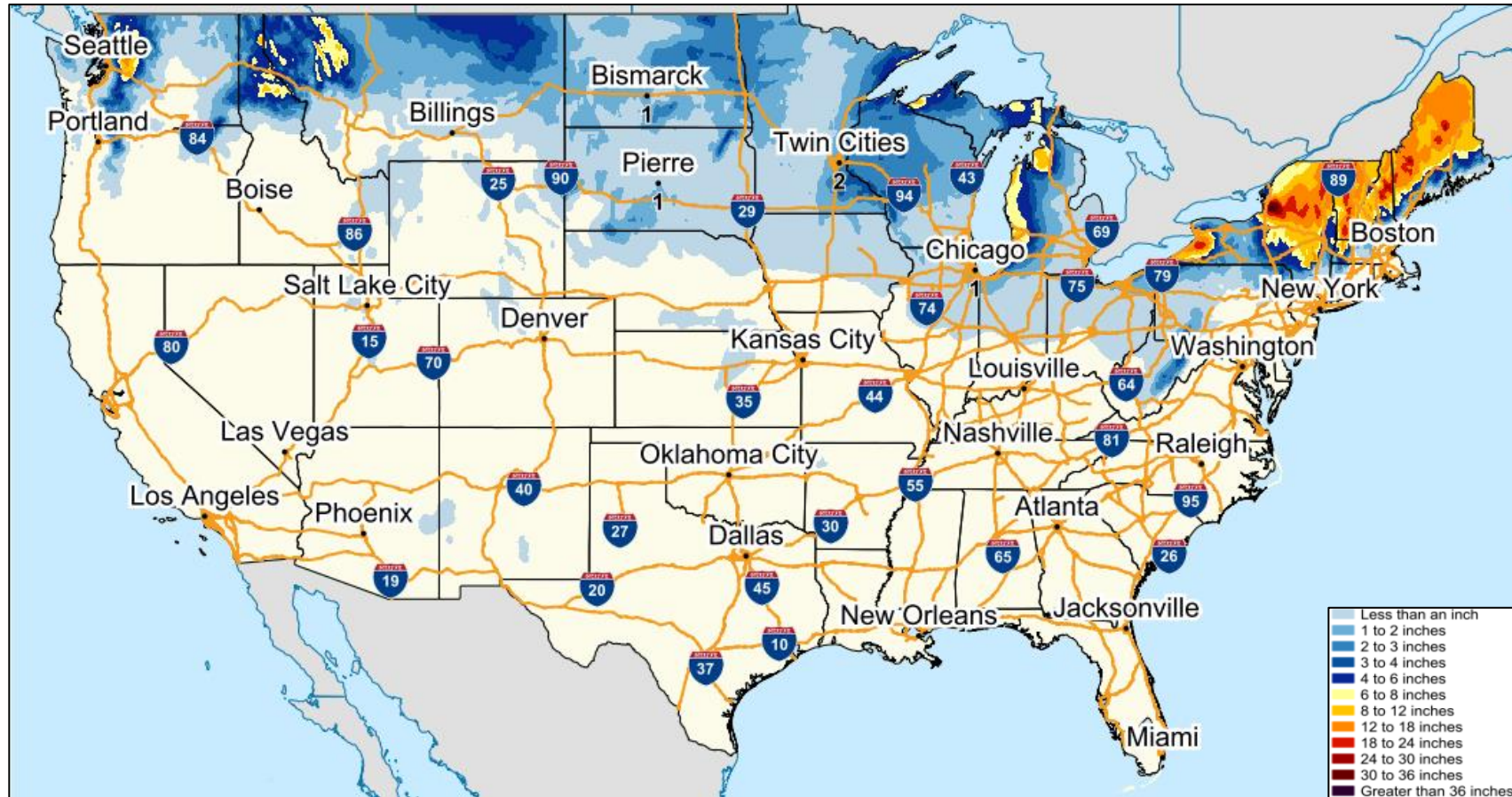
# National Weather Forecast



FEMA

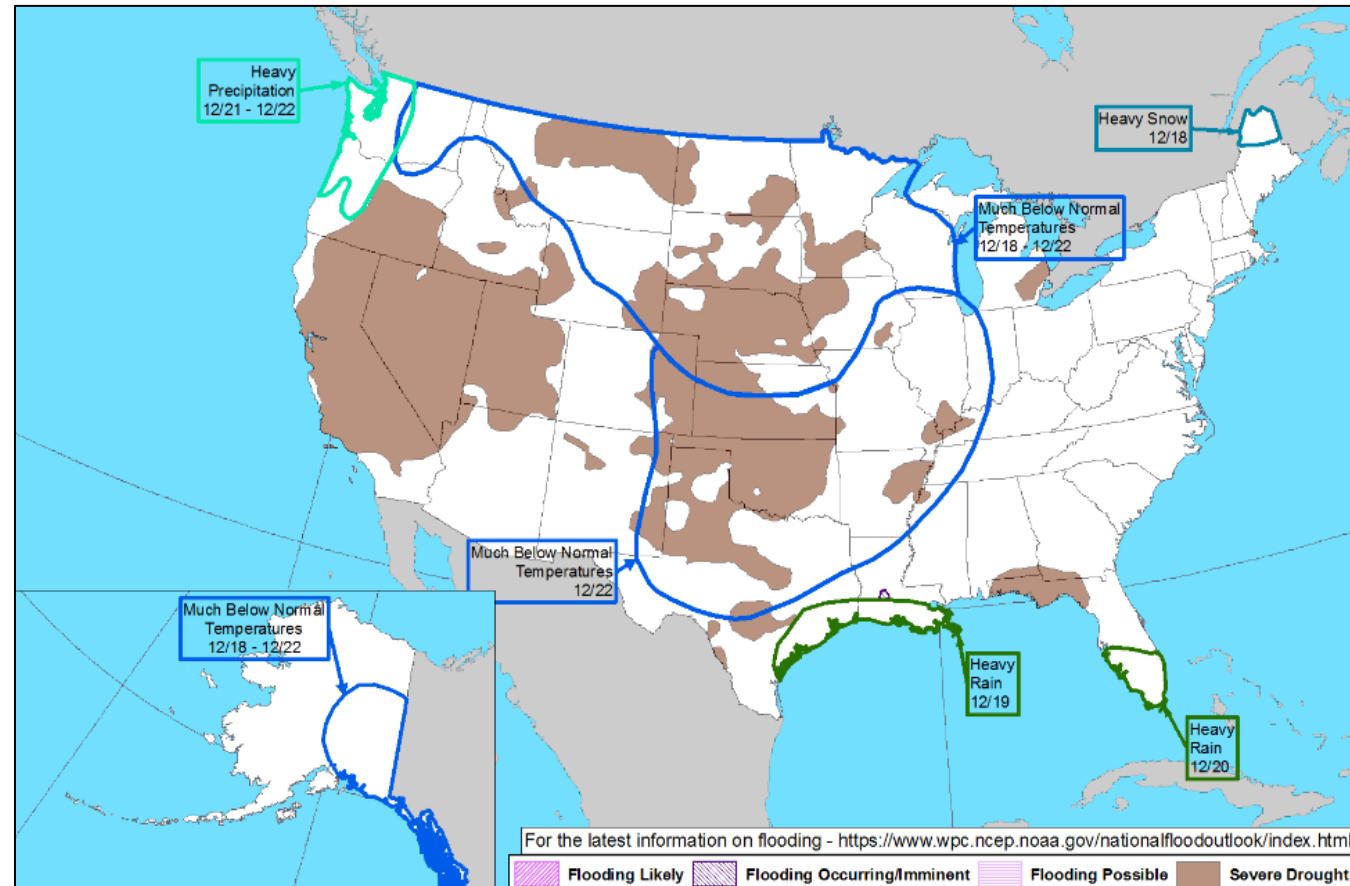
National Watch Center

# Forecast Snowfall



FEMA

# Hazards Outlook – Dec 18-22



FEMA

# FEMA Common Operating Picture

**14**  
Joint Field  
Offices

**9**  
Virtual Joint  
Field Offices

**54**  
Major  
Disasters

**11**  
Emergency  
Declarations

Friday  
December 16, 2022  
8:30 a.m. ET

FEMA HQ	
NWC	NRCC
Monitoring	Rostered
FEMA REGIONS	
Watch	RRCC
Monitoring	I Rostered
Monitoring	II Rostered
Monitoring	III Rostered
Monitoring	IV Rostered
Monitoring	V Rostered
Monitoring	VI Rostered
Monitoring	VII Rostered
Monitoring	VIII Rostered
Monitoring	IX Rostered
Monitoring	X Rostered
Notes:	
<b>RWCs/RRCCs:</b> • RIII RWC: Incident Weather	<b>STATE EDCs:</b> NI: TC Ida, Monkeypox CO/NJ: Avian Influenza PR: TC Fiona FL: TC Ian KY/NM: Flooding IL: SW Border Bus Reception and Coordination AZ/CO/NM: Wildfires TX: Ongoing Operations KS: All Hazards AS: Seismic Activity HI: Volcanic Activity OR: Pediatric Respiratory Surge WA: European Green Crabs/ Flu & Respiratory Virus DC: U.S.-Africa Leaders Summit
Surge Capacity Force	
Rostered 7,695	Deployed 0

N-IMATs 2-4 Teams Available	
Red	
White	FL
Blue	
Gold	
R-IMATs ≥ 7 Teams Available	
I	1
II	
III	
IV-1	FL
IV-2	
V	
VI-1	Personnel
VI-2	2
VII	3
VIII	
IX-1	Personnel
IX-2	HI
X	Personnel

REGIONAL BREAKDOWN			
	JFO/VJFO	DR	EM
I	2/0	5	0
II	2/3	5	4
III	0/0	3	0
IV	2/1	8	4
V	1/0	4	0
VI	2/1	3	3
VII	2/1	4	0
VIII	1/1	4	0
IX	0/1	6	0
X	2/1	12	0

## IM Workforce

13,479 Assigned  
4,219 (+12) Unavailable  
5,604 (-48) Deployed

---

27% / 3,656 (+36) Available

## IM Cadre Availability ≤ 25% Availability

Civil Rights: 21% (25/118); Disability Integration: 12% (8/65); External Affairs: 23% (112/490); Environmental Planning and Historic Preservation: 20% (171/849); Field Leadership: 16% (23/143); Hazard Mitigation: 17% (210/1,236); Human Resources: 23% (38/163); Interagency Recovery Coordination: 24% (72/302); Operations: 15% (56/373); Public Assistance: 15% (349/2,283); Planning: 11% (52/483); Safety: 18% (13/74)

## MERS

≥ 66%

36 Assigned  
0 Unavailable  
0 Deployed

---

36 Available

## US&R

≥ 66%

28 Assigned  
2 Unavailable  
0 Deployed

---

26 Available

## FCO

≤ 1 Type I

51 Assigned  
1 Unavailable  
42 (27 FCOR) Deployed

---

8 Available

# Joint Preliminary Damage Assessments

Region	State / Location	Incident	IA	Number of Counties		Start - End
			PA	Requested	Complete	
VI	OK	Severe Storms, Tornadoes, and Floods Nov 4 and continuing	IA	0	0	N/A
			PA	4	0	11/18 - TBD
X	WA	Severe Storm, Flooding and High Winds Nov 3-7	IA	0	0	N/A
			PA	10	10 (+10)	12/7 - 12/14



FEMA

# Declaration Requests in Process – 5

State / Tribe / Territory – Incident Description	Type	IA	PA	HM	Requested
OR – Wildfires and Straight-line Winds	EM		X		Sep 9
GA – Flooding	DR	X			Oct 4
UT – Severe Storms and Flooding	DR		X	X	Oct 19
CA – Heat Dome and Wildfires	DR	X	X	X	Oct 26
Havasupai Tribe – Flooding	DR		X	X	Nov 30



**FEMA**





# FEMA

Helping people before, during, and after disasters.



*Scan to subscribe to this briefing.*