

The Disaster Center is dedicated to the idea that disaster mitigation is cost effective and individuals pursuing their own interest are the greatest potential force for disaster reduction.

Please consider making a small donation to the Disaster Center



When disaster mitigation is cost effective, we are on the road to bringing disasters to an end.



# FEMA

## **Daily Operations Briefing**

**Sunday, December 15, 2019**

**8:30 a.m. EST**

# National Current Operations & Monitoring



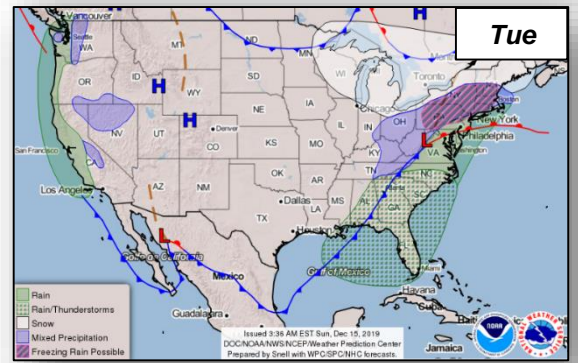
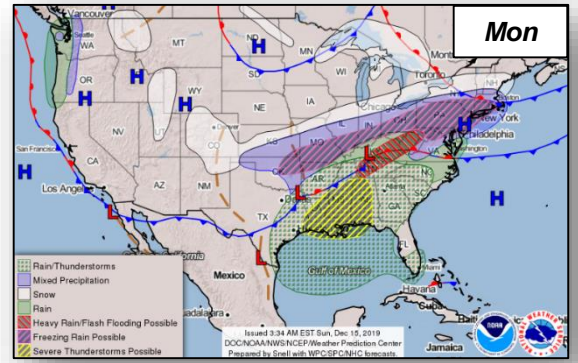
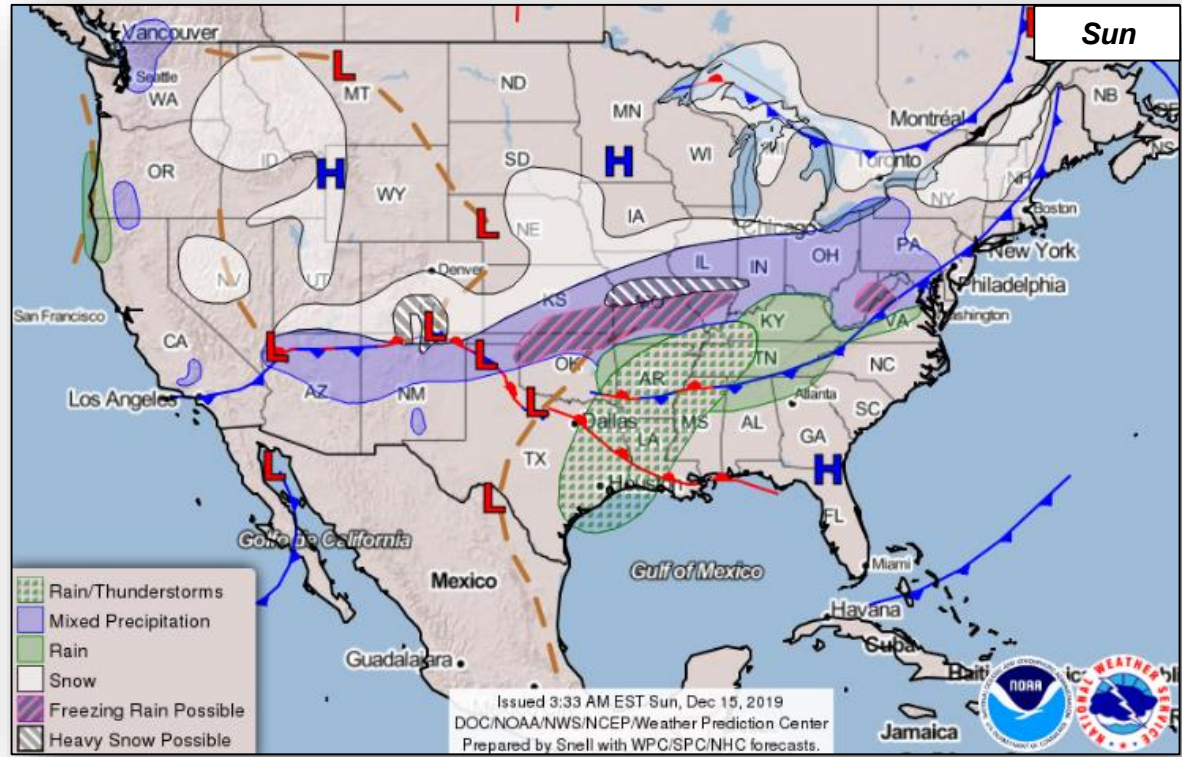
FEMA

## Significant Incidents or Threats:

- Heavy snow possible – Central Rockies, Middle Mississippi Valley, and Ohio Valley
- Freezing Rain possible – Southern/Central Plains, Middle Mississippi Valley, and Central Appalachians

**Declaration Activity:** None

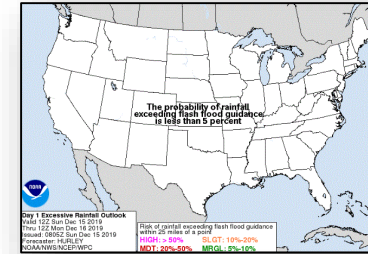
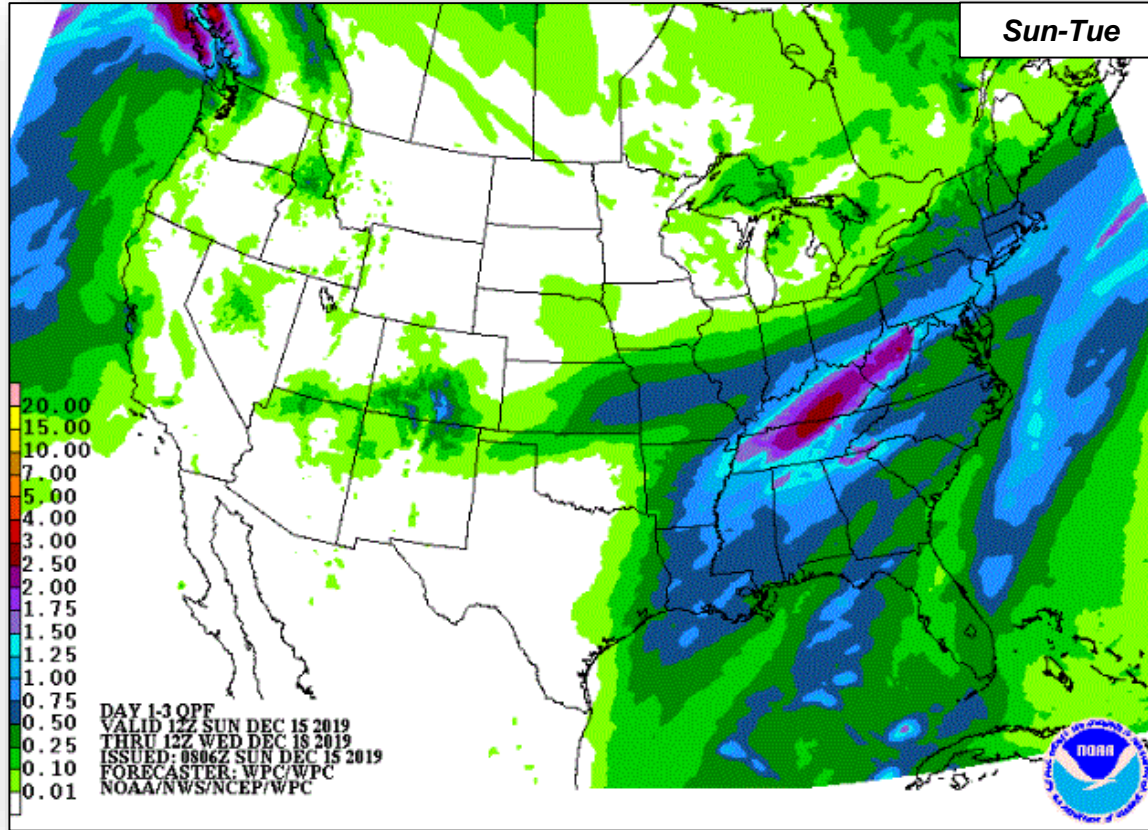
# National Weather Forecast



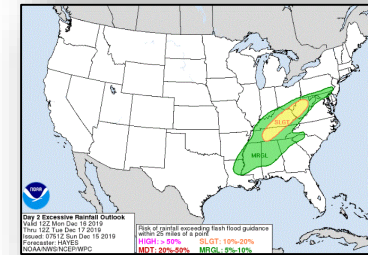
# Precipitation & Excessive Rainfall



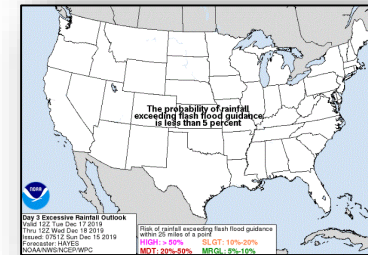
FEMA



Sun

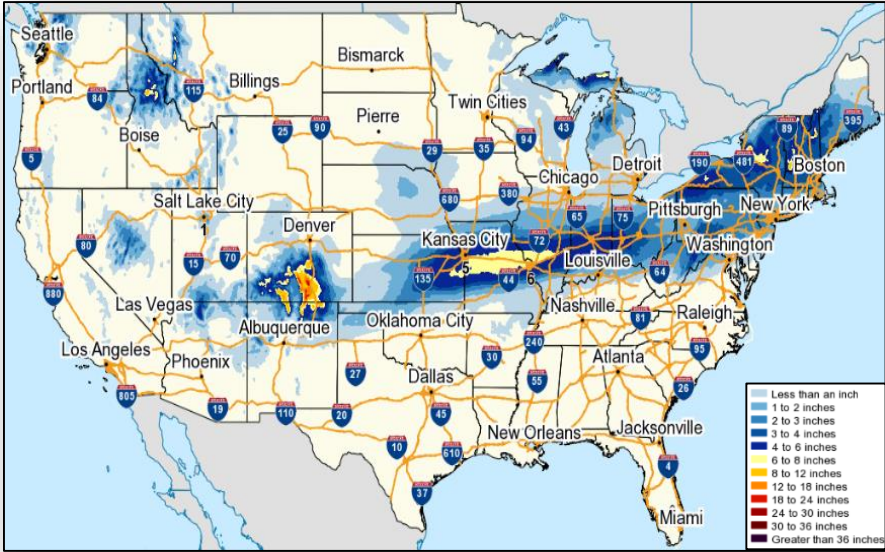


Mon

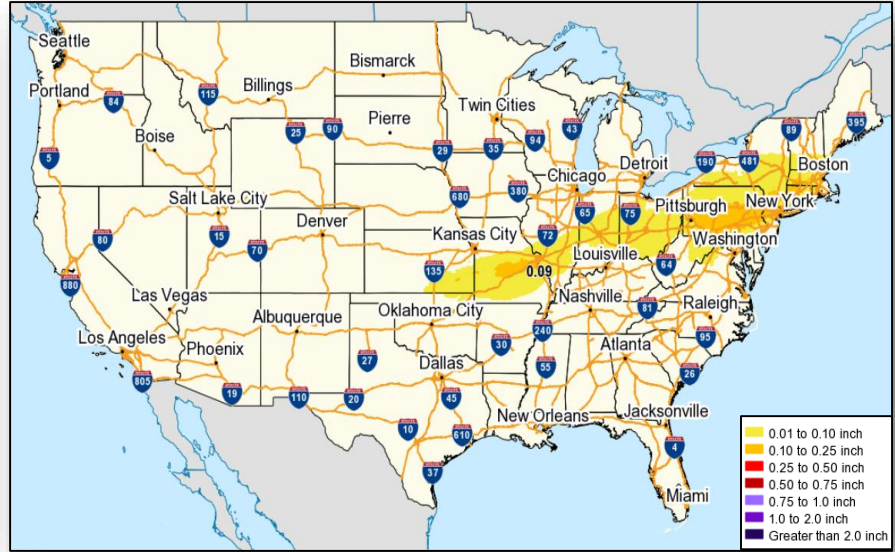


Tue

# Winter Precipitation Outlook



**Forecast Snowfall**

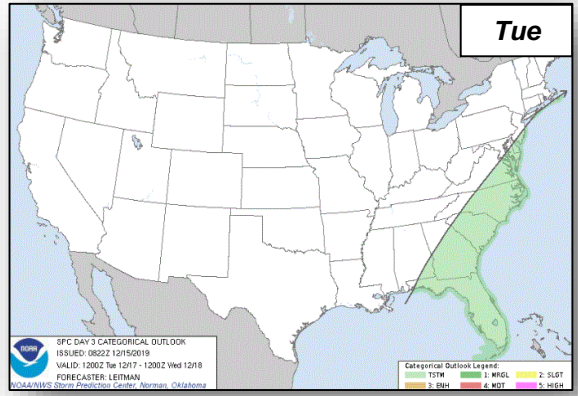
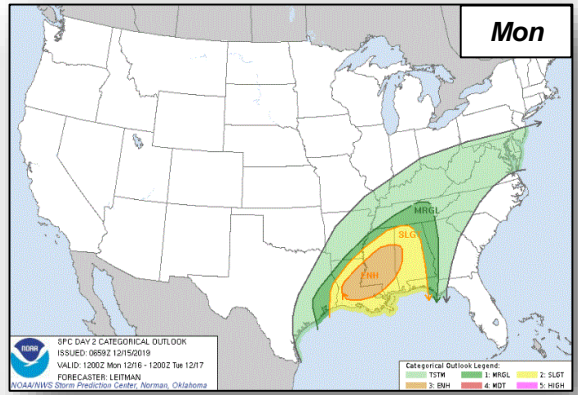
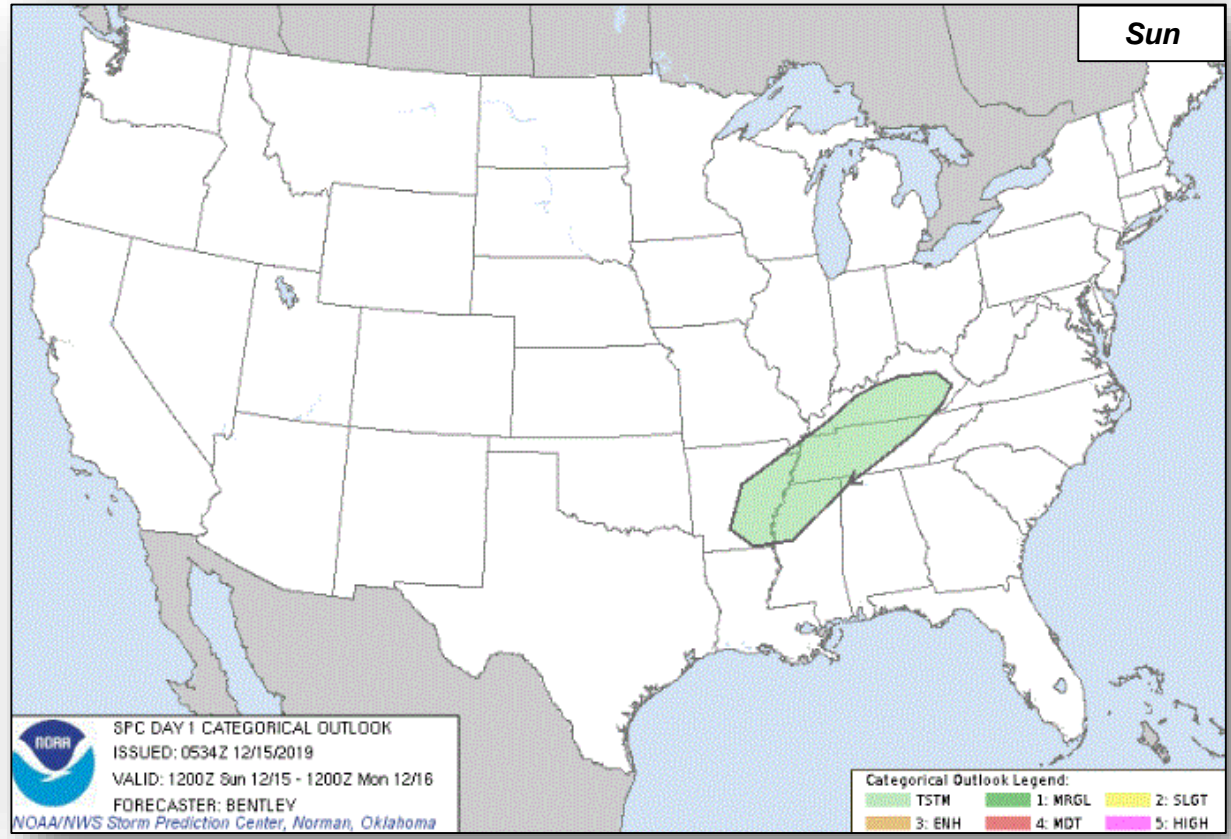


**Forecast Ice Accumulation**

# Severe Weather Outlook



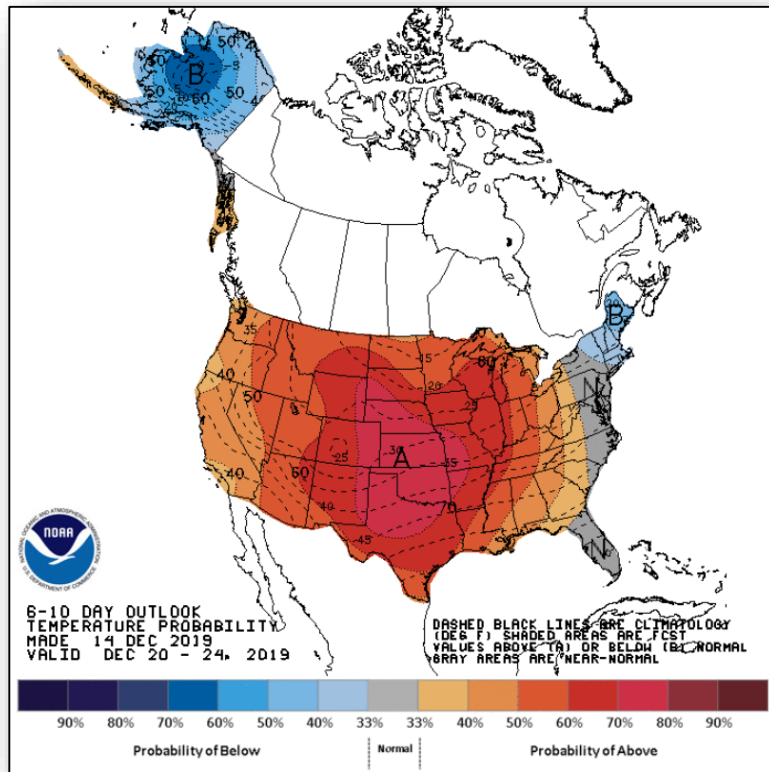
# FEMA



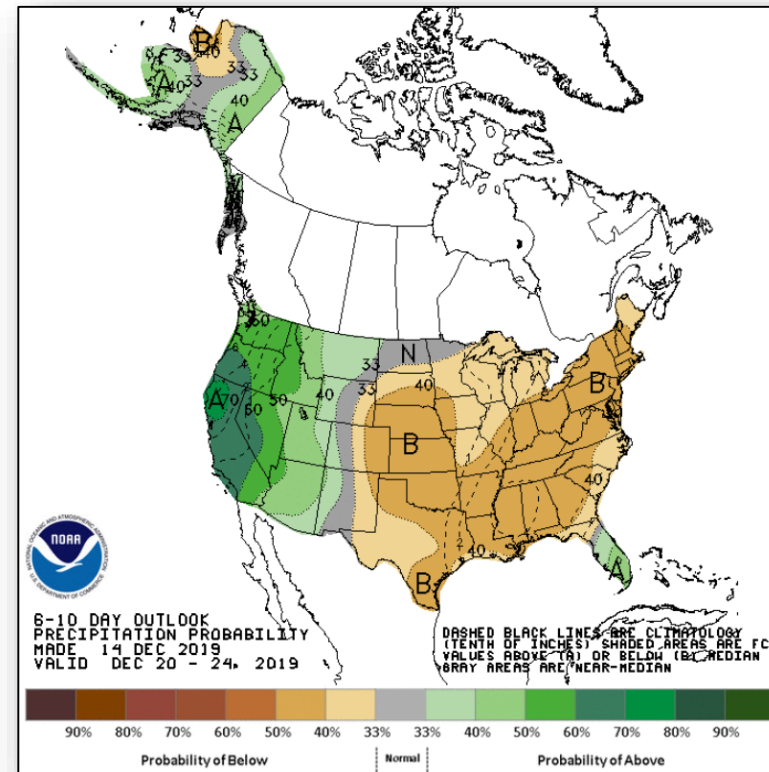
# Long Range Outlooks – Dec 20-24



FEMA



**6-10 Day Temperature Probability**



**6-10 Day Precipitation Probability**



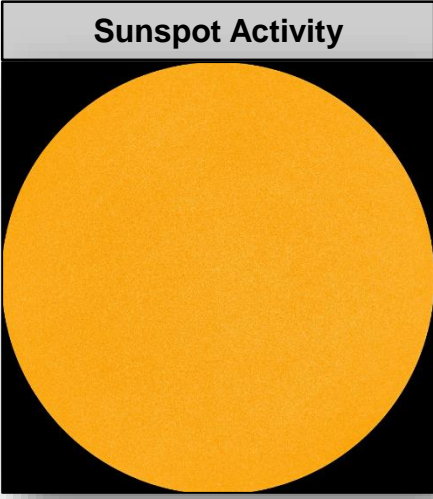

# Space Weather



FEMA

	Space Weather Activity	Geomagnetic Storms	Solar Radiation	Radio Blackouts
Past 24 Hours	None	None	None	None
Next 24 Hours	None	None	None	None

For further information on NOAA Space Weather Scales refer to: <http://www.swpc.noaa.gov/noaa-scales-explanation>



# Declaration Requests in Process – 4



**FEMA**

State / Tribe / Territory – Incident Description	Type	IA	PA	HM	Requested
<b>NY</b> – Severe Storms, Straight-line Winds, and Flooding	DR	X	X	X	Nov 26
<b>AK</b> – Swan Lake Fire	DR		X	X	Nov 25
<b>NE</b> – Severe storms, Tornados, Straight-line, Winds and Flooding (APPEAL)	DR	X	X	X	Oct 21/Dec 4
<b>ND</b> – Flooding	DR		X	X	Dec 13

# FEMA Common Operating Picture



# FEMA


FEMA HQ	
NWC	NRCC
Monitoring	Blue

FEMA REGIONS		
WATCH	RRCC	
Monitoring	I	Rostered
Monitoring	II	Rostered
Monitoring	III	Rostered
Monitoring	IV	Rostered
Monitoring	V	Rostered
Monitoring	VI	Rostered
Monitoring	VII	Rostered
Monitoring	VIII	Rostered
Monitoring	IX	Rostered
Monitoring	X	Rostered

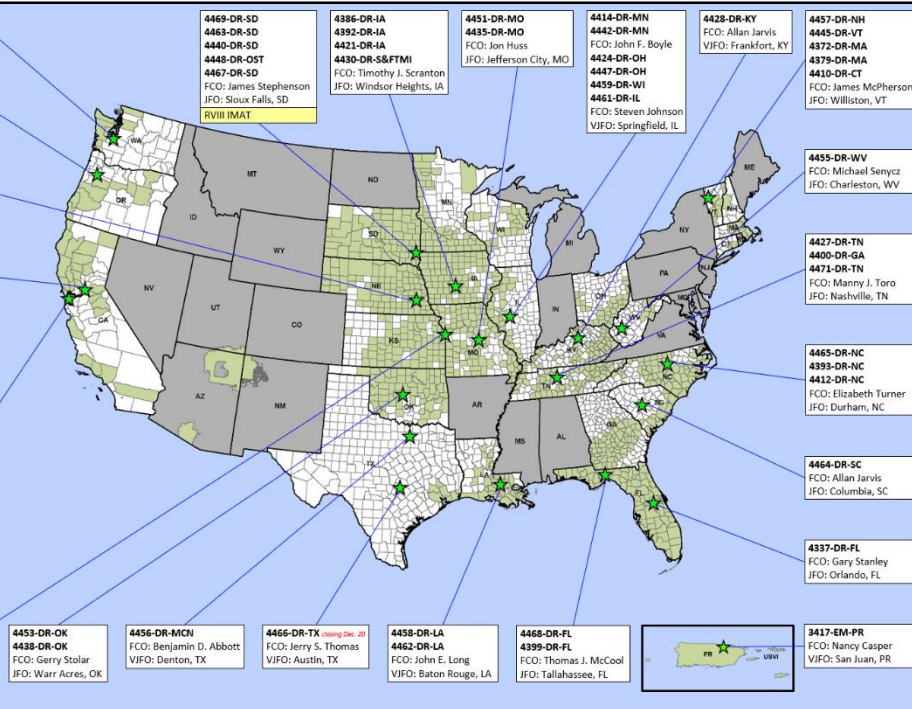
**Notes:**

AS: Measles Outbreak

- Major Disasters (DR): 58  
 Emergency Disasters (EM): 3  
 JFOs: 16 / VJFOs: 8  
 Staging Area  
 Declared County  
 Fully Activated  
 Partially Activated  
 Monitoring



- 4418-DR-WA  
FCO: Willie G. Nunn  
JFO: Camp Murray, WA
- 4432-DR-OR  
4452-DR-OR  
FCO: Doloh A. Olemont  
JFO: Salem, OR
- 4420-DR-NE  
4446-DR-PTN  
FCO: C. Johnson-Cage  
JFO: Lincoln, NE
- 4382-DR-CA  
4407-DR-CA  
FCO: David G. Samaniego  
JFO: Sacramento, CA
- 4409-DR-TON  
FCO: Mark Wingate
- 4422-DR-LIBU  
4423-DR-CBI  
4425-DR-SBLI  
4431-DR-CA  
4434-DR-CA  
4435-DR-NVI  
FCO: Bern Ruiz  
JFO: Oakland, CA
- 4433-DR-GU  
FCO: Tracy Haynes  
3424-EM-CNMI  
3425-EM-CNMI  
FCO: Teresa Serata  
JFO: Saipan, MP
- 4449-DR-KS  
FCO: Dan Best  
4403-DR-KS  
4417-DR-KS  
FCO: Heather B. Smith  
JFO: Kansas City, MO



N-IMATs	
3 Teams	
Red	
Blue	
Gold	
R-IMATs	
≥ 7 Teams	
I	1
II	
III	2
IV-1	
IV-2	
V	3
VI-1	
VI-2	
VII	SD
VIII	CA
IX-1	CA
IX-2	CA
X	
FMC	PMC
NMC	Deployed

Team:	US&R	MERS	FCOs	FDRCs	IM WORKFORCE
Status	>66%	>66%	≤ 1 Type I	≤ 1	
Assigned:	28	36	43	11	13,767 ▲
Unavailable:	0	0	3	0	4,358 ▲
Deployed:	0	0 (-1)	38	11	5,003 ▼
Available:	28	36	2	0	4,406 / 32% ▲

**IM CADRE AVAILABILITY SUMMARY**  
 Cadres with 25% or Less Availability

EHP 12% (71/596); FL 17% (27/158); HM 24% (287/1,219); IT 23% (140/617); PA-NEW 10% (295/2,823); SAF 19% (11/57); SEC 19% (25/134)



# FEMA

**FEMA's mission is helping people before, during, and after disasters.**

Click [here](#) to subscribe to this briefing.