

FEMA National Watch Center

Daily Operations Briefing

Tuesday, December 13, 2022

8:30 a.m. ET



FEMA

National Current Ops / Monitoring

New Significant Incidents / Ongoing Ops

- No significant incidents / operations

Hazard Monitoring

- Severe Weather – Southern Plains and Lower Mississippi Valley
- Freezing Rain – Central and Northern Plains to the Middle and Upper Mississippi valleys, and Great Lakes
- Heavy Snow – Central Rockies to Northern Plains

Disaster Declaration Activity

- No new declaration activity

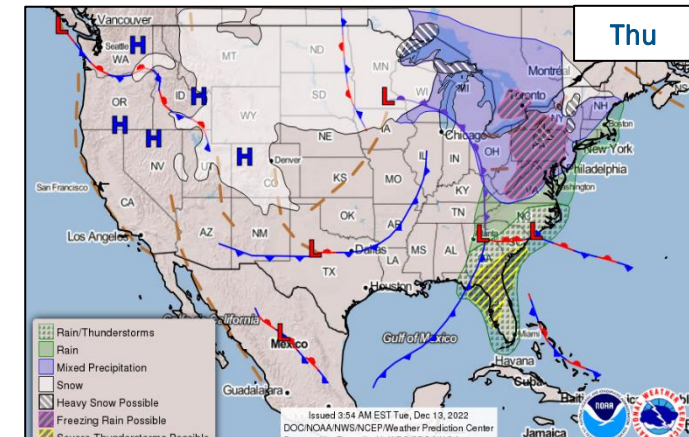
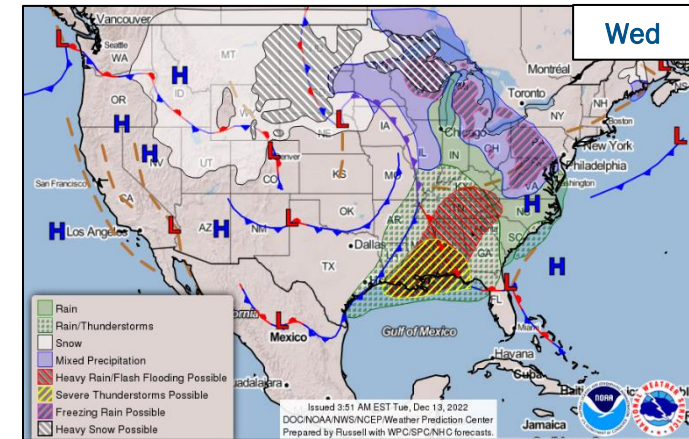
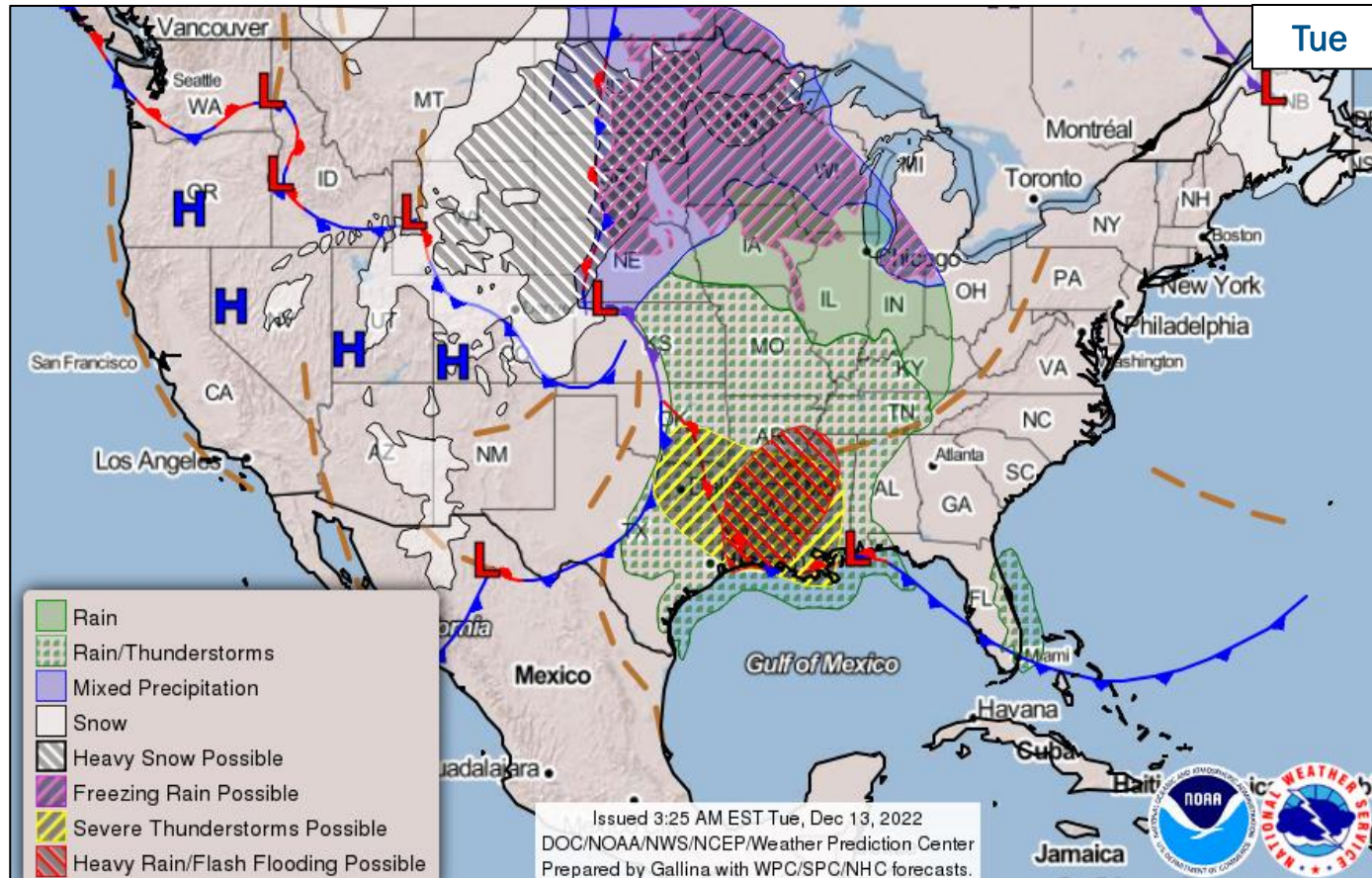
Event Monitoring

- U.S.-Africa Leaders Summit – Dec 13-15



FEMA

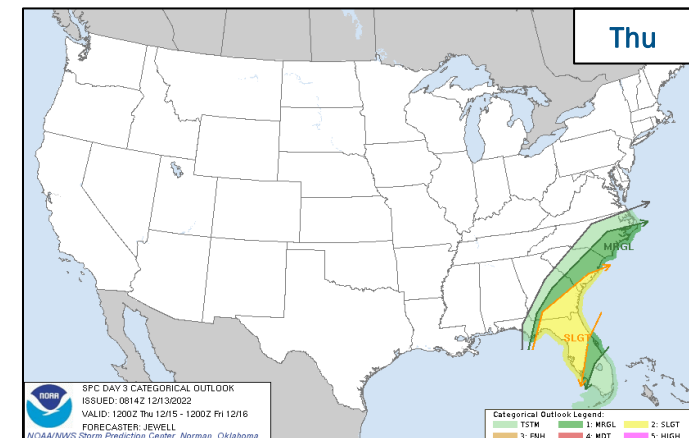
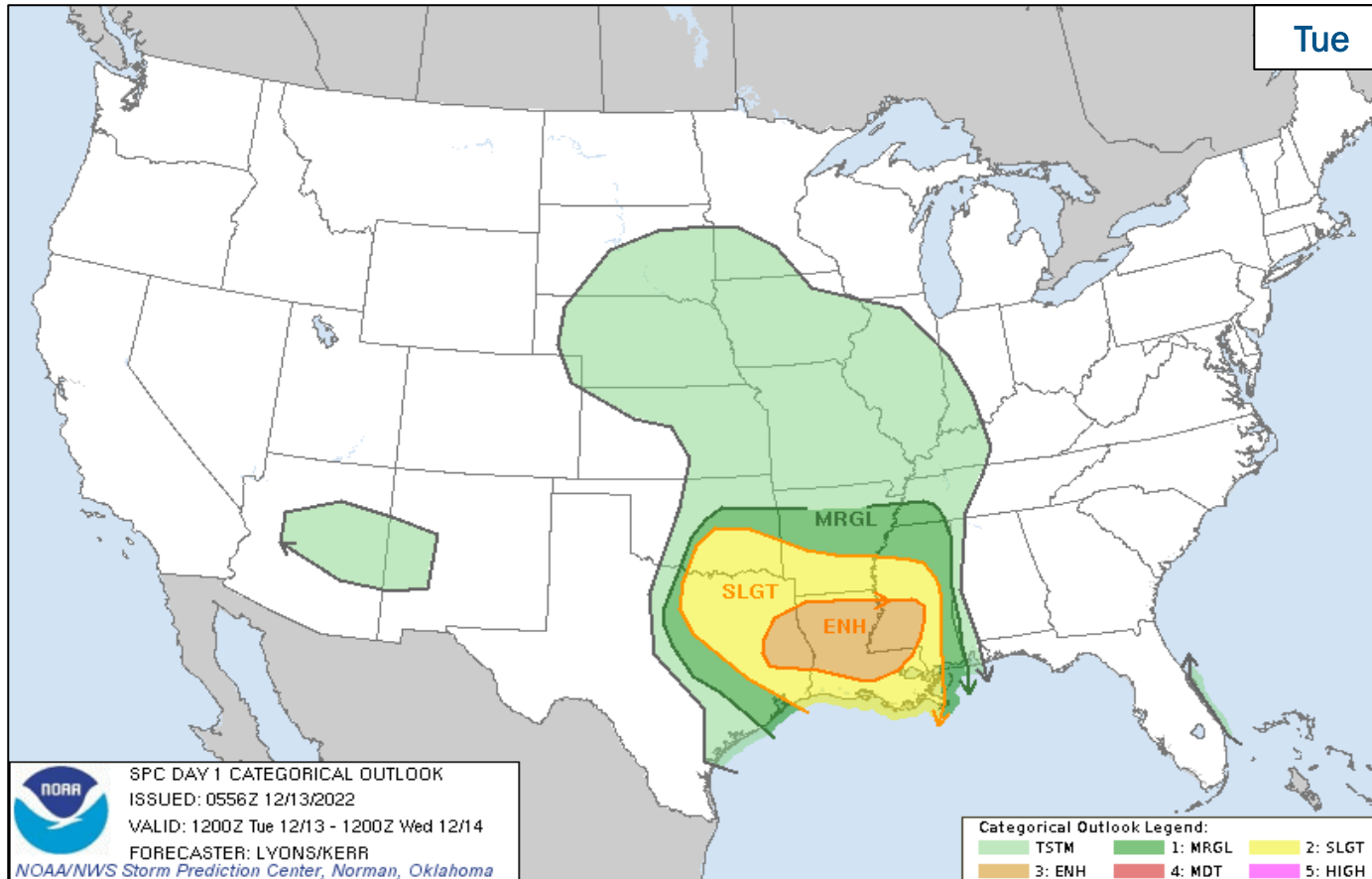
National Weather Forecast



FEMA

National Watch Center

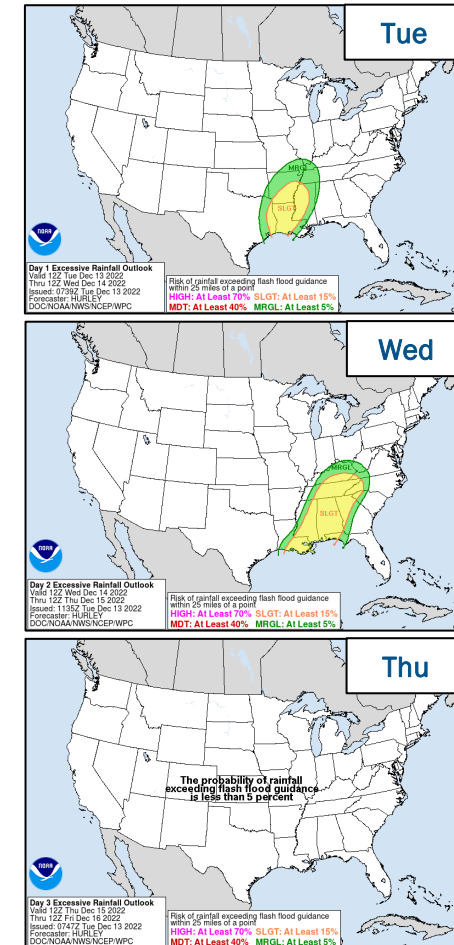
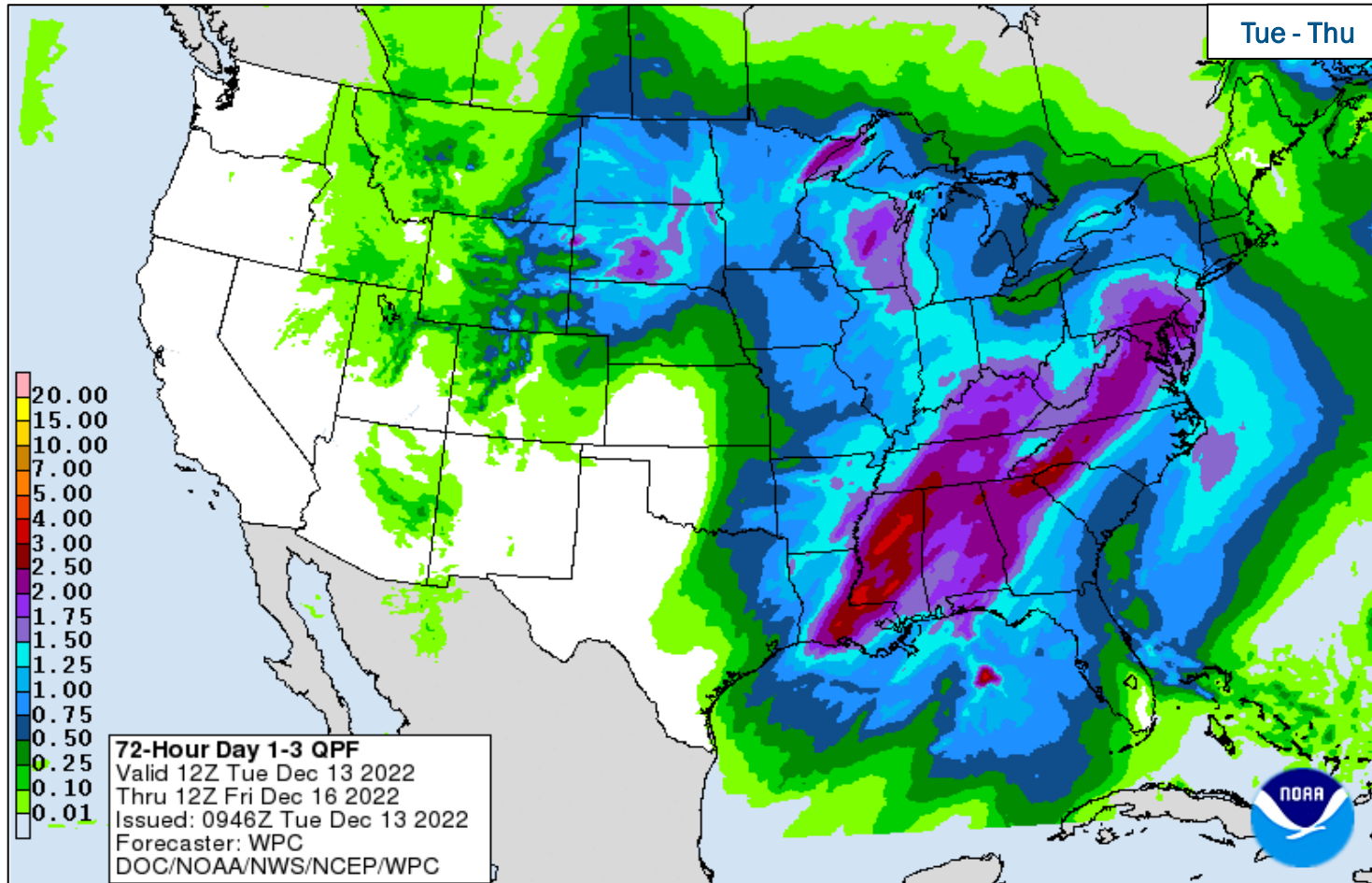
Severe Weather Outlook



FEMA

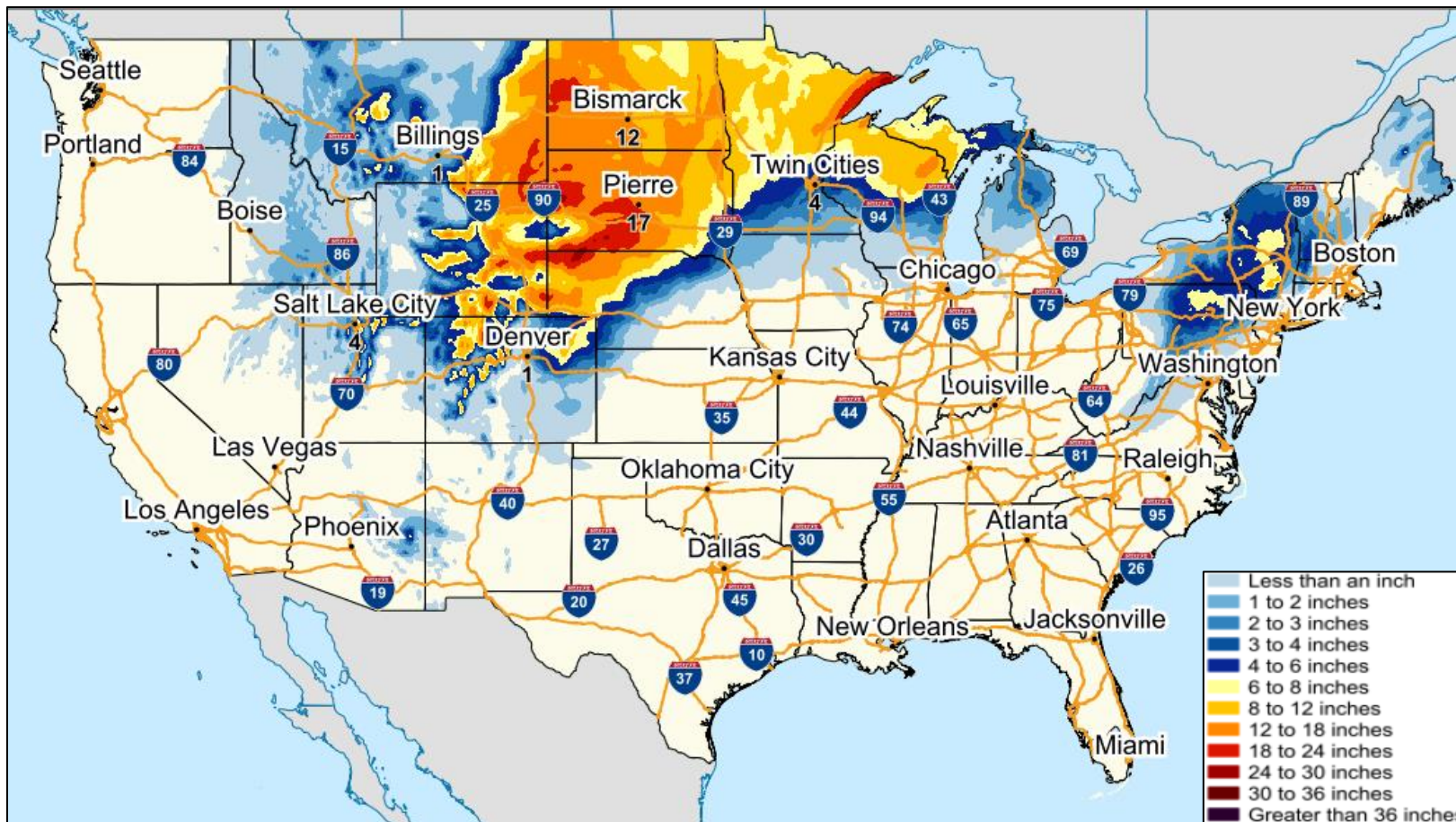
National Watch Center

Precipitation & Excessive Rainfall



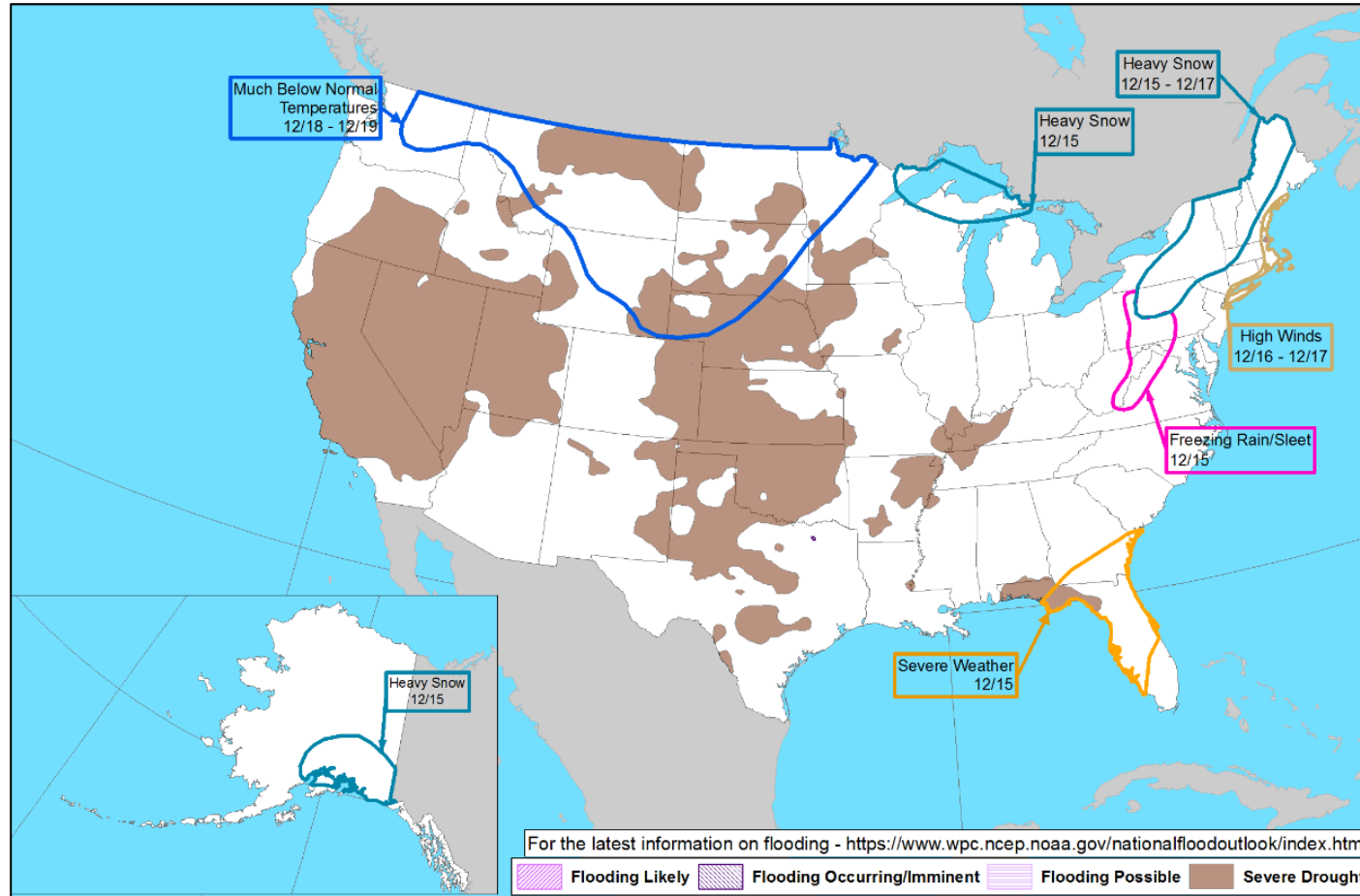
FEMA

Forecast Snowfall



FEMA

Hazards Outlook – Dec 15-19



FEMA

FEMA Common Operating Picture

14
Joint Field
Offices

9
Virtual Joint
Field Offices

53
Major
Disasters

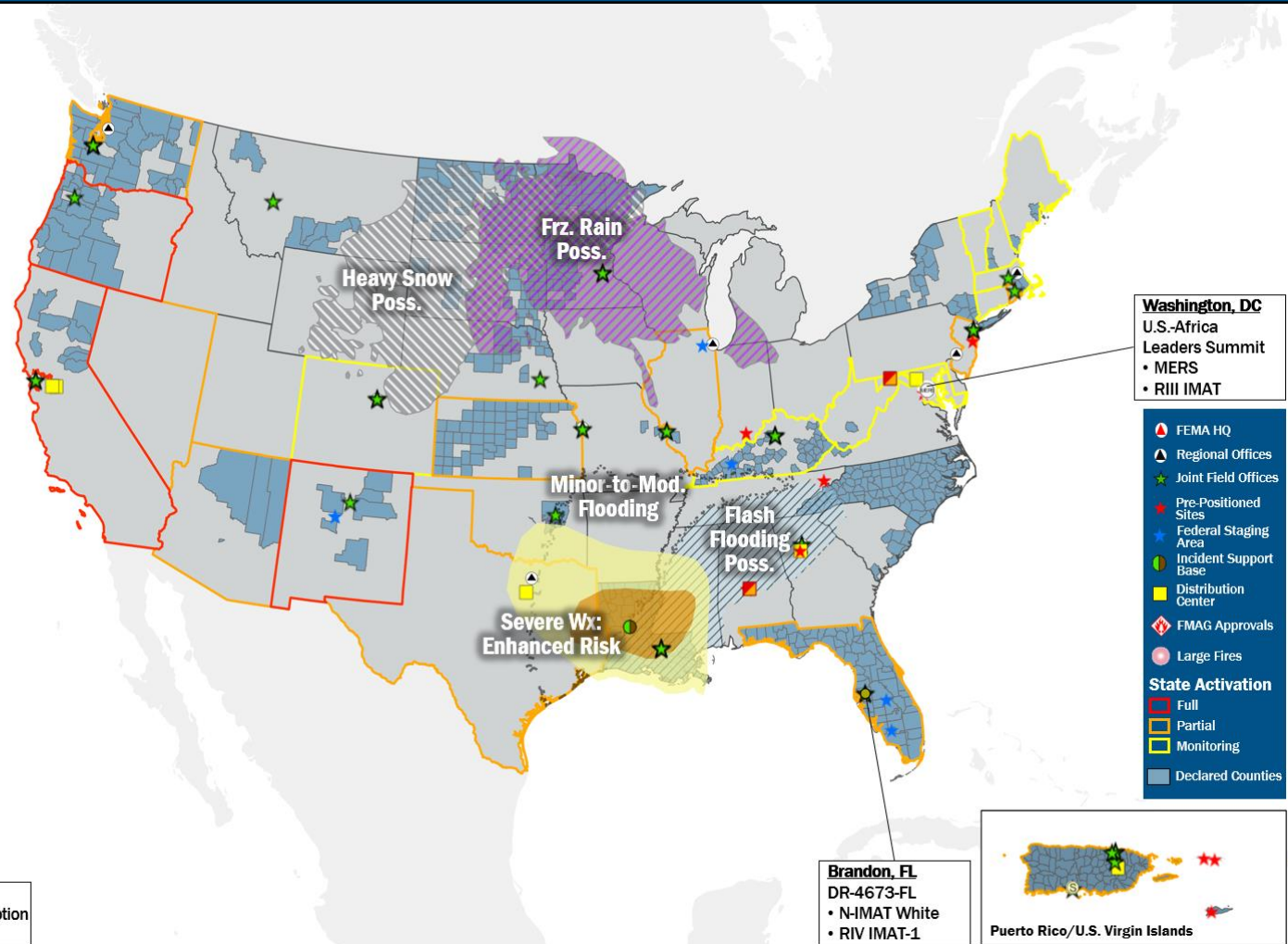
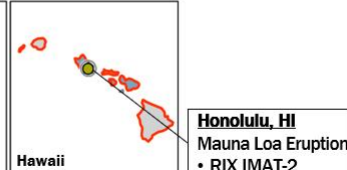
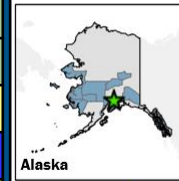
11
Emergency
Declarations

Tuesday
December 13, 2022
8:30 a.m. ET

FEMA HQ	
NWC	NRCC
Monitoring	Rostered
FEMA REGIONS	
Watch	RRCC
Monitoring	I Rostered
Monitoring	II Rostered
Monitoring	III Level III
Monitoring	IV Rostered
Monitoring	V Rostered
Enhanced	VI Rostered
Monitoring	VII Rostered
Monitoring	VIII Rostered
Monitoring	IX Rostered
Monitoring	X Rostered
Notes:	
RWCs/RRCCs:	STATE EDCs:
• RIII RRCC: U.S.-Africa Leaders Summit	NI: TC Irida, Monkeypox
• RVI RWC: Severe Weather	CO/NJ: Avian Influenza
	PR: TC Fiona
	FL: TC Ian
	KY/NM: Flooding
	IL/SW Border Bus Reception and Coordination
	AZ/CO/NM: Wildfires
	TX: Ongoing Operations
	KS: All Hazards
	AS: Seismic Activity
	HI: Volcanic Activity
	OR: Pediatric Respiratory Surge
	WA: European Green Crabs/Flu & Respiratory Virus
	DC: U.S.-Africa Leaders Summit
Surge Capacity Force	
Rostered	Deployed
7,702	0

N-IMATs	
2-4 Teams Available	
Red	
White	FL
Blue	
Gold	
R-IMATs	
≥ 7 Teams Available	
I	1
II	
III	Personnel
IV-1	FL
IV-2	
V	
VI-1	Personnel
VI-2	2
VII	3
VIII	
IX-1	Personnel
IX-2	HI
X	Personnel

REGIONAL BREAKDOWN			
	JFO/VJFO	DR	EM
I	2/0	5	0
II	2/3	5	4
III	0/0	3	0
IV	2/1	7	4
V	1/0	4	0
VI	2/1	3	3
VII	2/1	4	0
VIII	1/1	4	0
IX	0/1	6	0
X	2/1	12	0



Washington, DC
U.S.-Africa
Leaders Summit
• MERS
• RIII IMAT

- FEMA HQ
- Regional Offices
- Joint Field Offices
- Pre-Positioned Sites
- Federal Staging Area
- Incident Support Base
- Distribution Center
- FMAG Approvals
- Large Fires
- State Activation
 - Full
 - Partial
 - Monitoring
 - Declared Counties

Brandon, FL
DR-4673-FL
• N-IMAT White
• RIV IMAT-1



IM Workforce

13,491 (+7) Assigned
4,200 (+22) Unavailable
5,688 (-88) Deployed

27% / 3,603 (+29) Available

IM Cadre Availability ≤ 25% Availability

Civil Rights: 21% (25/118); Disability Integration: 11% (7/65); External Affairs: 22% (108/490); Environmental Planning and Historic Preservation: 20% (171/849); Field Leadership: 15% (21/143); Hazard Mitigation: 17% (207/1,238); Human Resources: 23% (38/163); Interagency Recovery Coordination: 23% (70/302); Operations: 15% (57/373); Public Assistance: 15% (341/2,283); Planning: 12% (57/483); Safety: 14% (10/74)

MERS
≥ 66%

36 Assigned
0 Unavailable
0 Deployed

36 Available

US&R
≥ 66%

28 Assigned
2 Unavailable
0 Deployed

26 Available

FCO
≤ 1 Type I

51 Assigned
1 Unavailable
43 (27 FCOR) Deployed

7 Available

Joint Preliminary Damage Assessments

Region	State / Location	Incident	IA	Number of Counties		Start - End
			PA	Requested	Complete	
VI	OK	Severe Storms, Tornadoes, and Floods Nov 4 and continuing	IA	0	0	N/A
			PA	4	0	11/18 - TBD
X	WA	Severe Storm, Flooding and High Winds Nov 3-7	IA	0	0	N/A
			PA	10	0	12/7 - TBD



FEMA

Declaration Requests in Process – 6

State / Tribe / Territory – Incident Description	Type	IA	PA	HM	Requested
OR – Wildfires and Straight-line Winds	EM		X		Sep 9
GA – Flooding	DR	X			Oct 4
UT – Severe Storms and Flooding	DR		X	X	Oct 19
CA – Heat Dome and Wildfires	DR	X	X	X	Oct 26
Havasupai Tribe – Flooding	DR		X	X	Nov 30
FL – Hurricane Nicole	DR	X	X	X	Dec 2



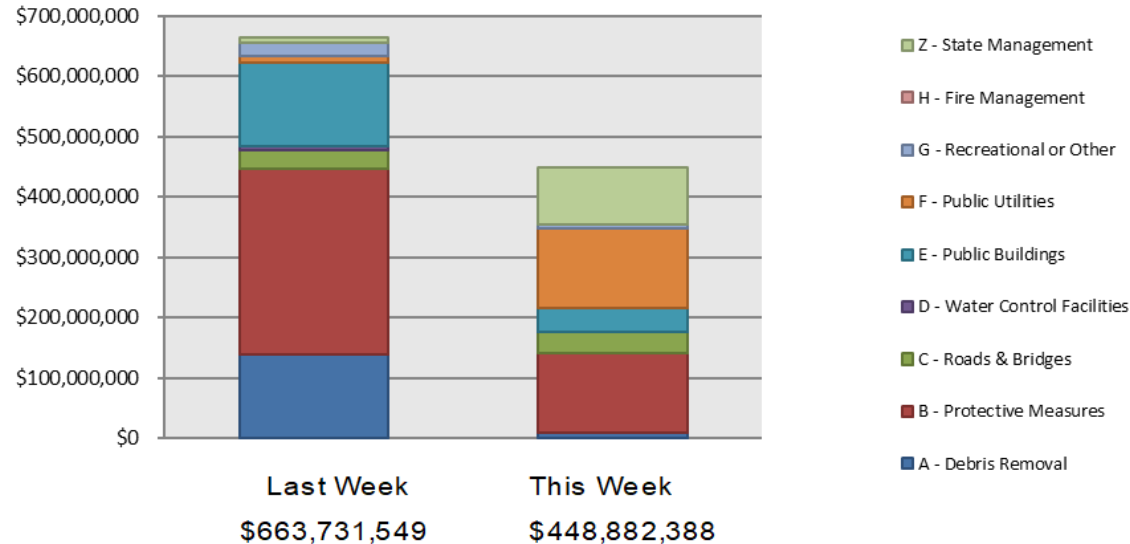
FEMA

Public Assistance Grant Program

PA Project Worksheets Obligated in past week, as of 12/12/2022 at 1500 EDT

PA Category	Emergency Work		Permanent Work				H - Fire Management	Z - State Management	Total	
	A - Debris Removal	B - Protective Measures	C - Roads & Bridges	D - Water Control Facilities	E - Public Buildings	F - Public Utilities				G - Recreational or Other
Number Of PWs Obligated	23	211	98	10	89	18	19	0	57	525
Federal Share Obligated	\$9,170,184.85	\$131,395,077.69	\$35,466,813.91	\$863,910	\$39,935,222.92	\$132,021,326.20	\$6,529,764.12	\$0	\$93,500,088.12	\$448,882,388.21

Public Assistance Obligated per Category 11/28/2022 through 12/12/2022



COVID-19 Obligated as of 12/12/2022

- Total Public Assistance Obligated: \$58,254,904,200

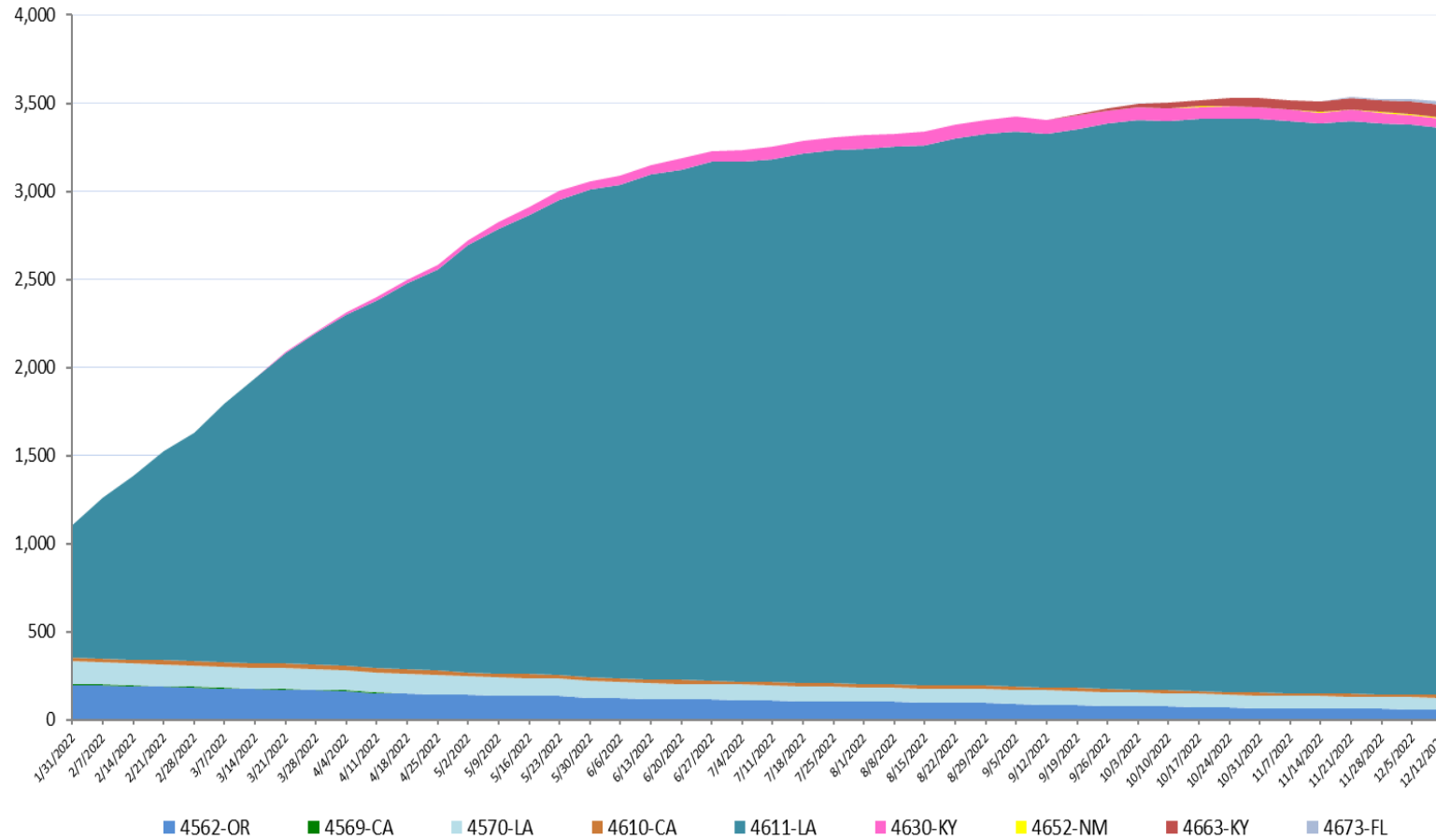
This Week's PA Highlights

- In 4339-PR
\$127 Million obligated for Category F - Public Utilities
- In 4339-PR
\$88 Million obligated for Category Z - State Management
- In 4480-NY
\$25 Million obligated for Category B - Protective Measures

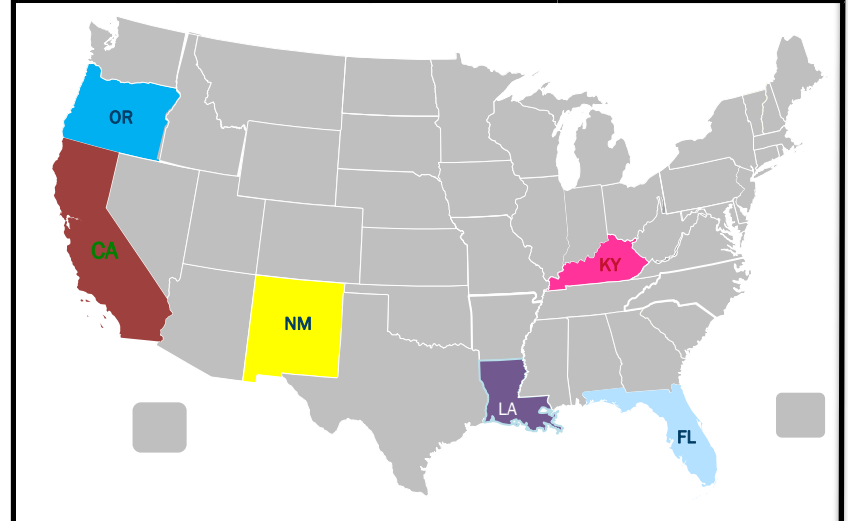
Direct Housing

Total Households in FEMA Direct Housing per State

Past Year per Week, 1/31/2022 - 12/12/2022. There are currently **4,257** Households Occupying **4,281** Temporary Units



DR	IA Declaration Date	Program End Date	Current # of Households in Direct Housing (Weekly Change)
4673-FL	9/29/2022	3/29/2024	18 (9)
4663-KY	7/29/2022	1/29/2024	70 (1)
4652-NM	5/4/2022	11/4/2023	9 (3)
4630-KY	12/12/2021	6/13/2023	55 (0)
4611-LA	8/29/2021	2/28/2023	3216 (-18)
4610-CA	8/24/2021	2/24/2023	15 (0)
4570-LA	10/16/2020	4/16/2022	68 (0)
4562-OR	9/15/2020	3/15/2022	58 (-2)
4559-LA	8/28/2020	2/28/2022	748 (-7)



States with Currently Occupied Units



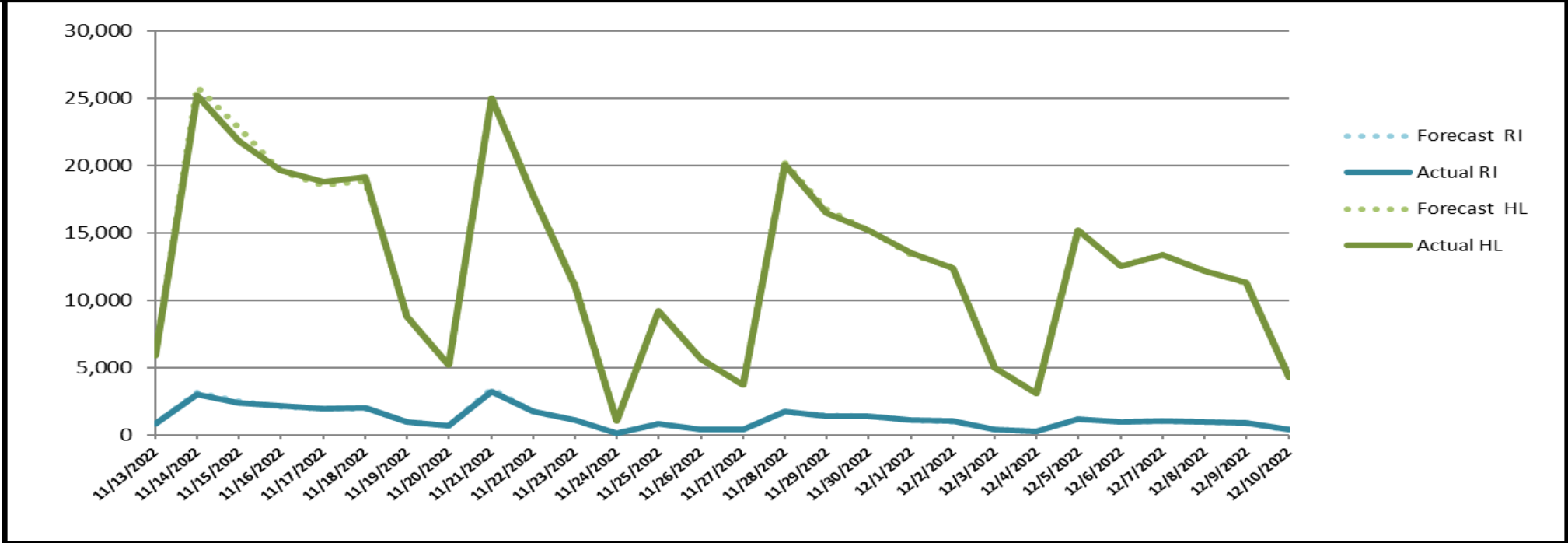
FEMA

National Watch Center

NPSC Call Activity

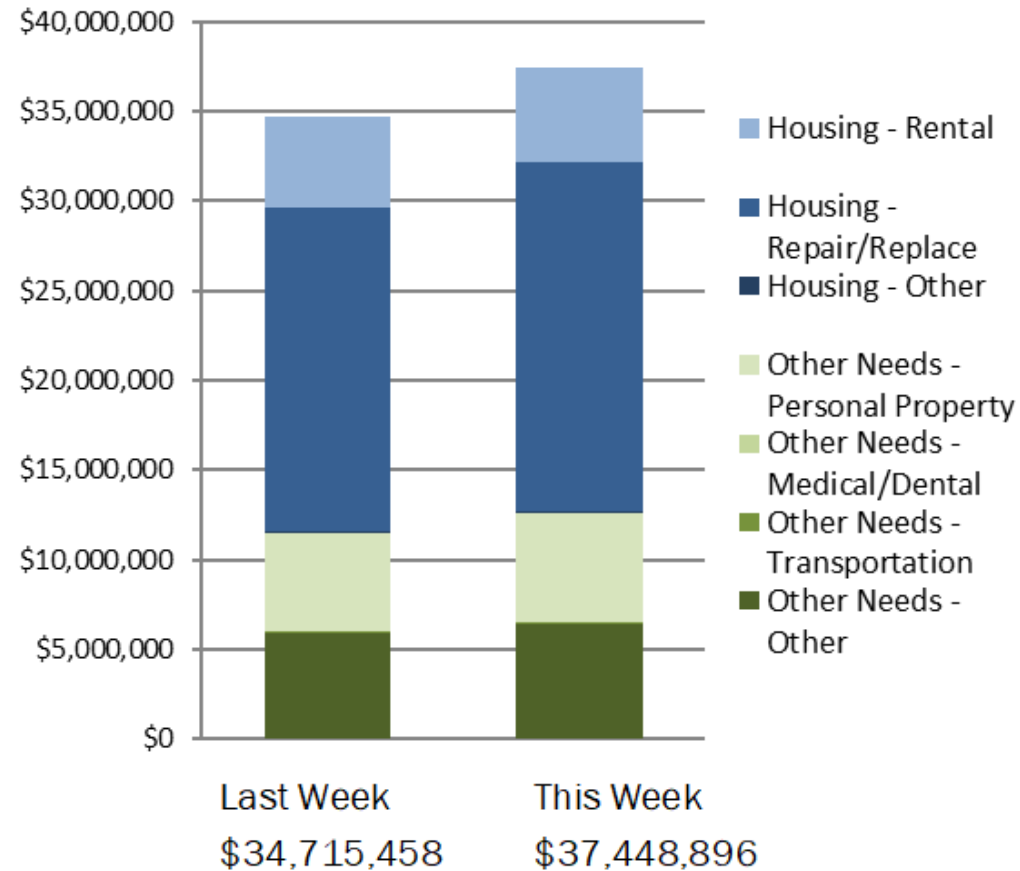
NPSC Call Activity in the Past Week 12/04/2022 through 12/10/2022		
Call Type	Projected Calls	Actual Calls
Registration Intake:	5,589	5,606
Helpline:	72,013	71,953
Combined:	77,602	77,559

NPSC Call Forecasting and Actual Calls Over the Past 4 Weeks
11/13/2022 through 12/10/2022



Individual Assistance Activity

IHP Approved per Category in the Past 2 Weeks
11/28/2022 through 12/12/2022





FEMA

Helping people before, during, and after disasters.



Scan to subscribe to this briefing.