

FEMA National Watch Center

Daily Operations Briefing

Monday, December 12, 2022

8:30 a.m. ET



FEMA

National Current Ops / Monitoring

New Significant Incidents / Ongoing Ops

- No significant incidents / operations

Hazard Monitoring

- Severe Weather – Central and Southern Plains
- Wintry Precipitation – Western and Central U.S.

Disaster Declaration Activity

- No new declaration activity

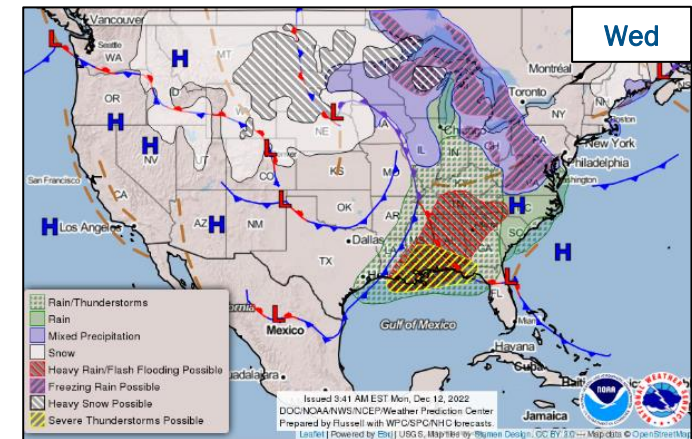
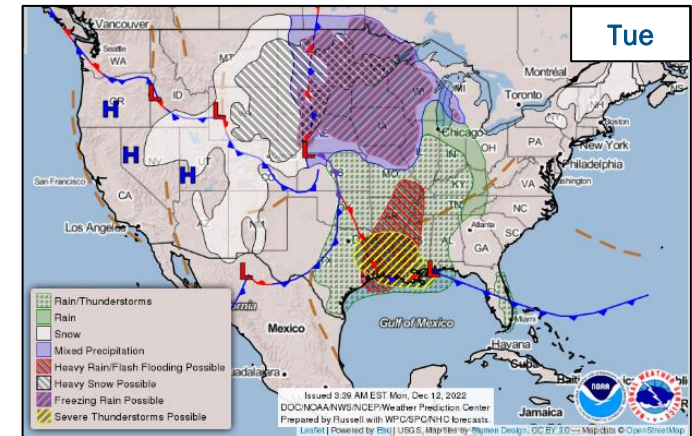
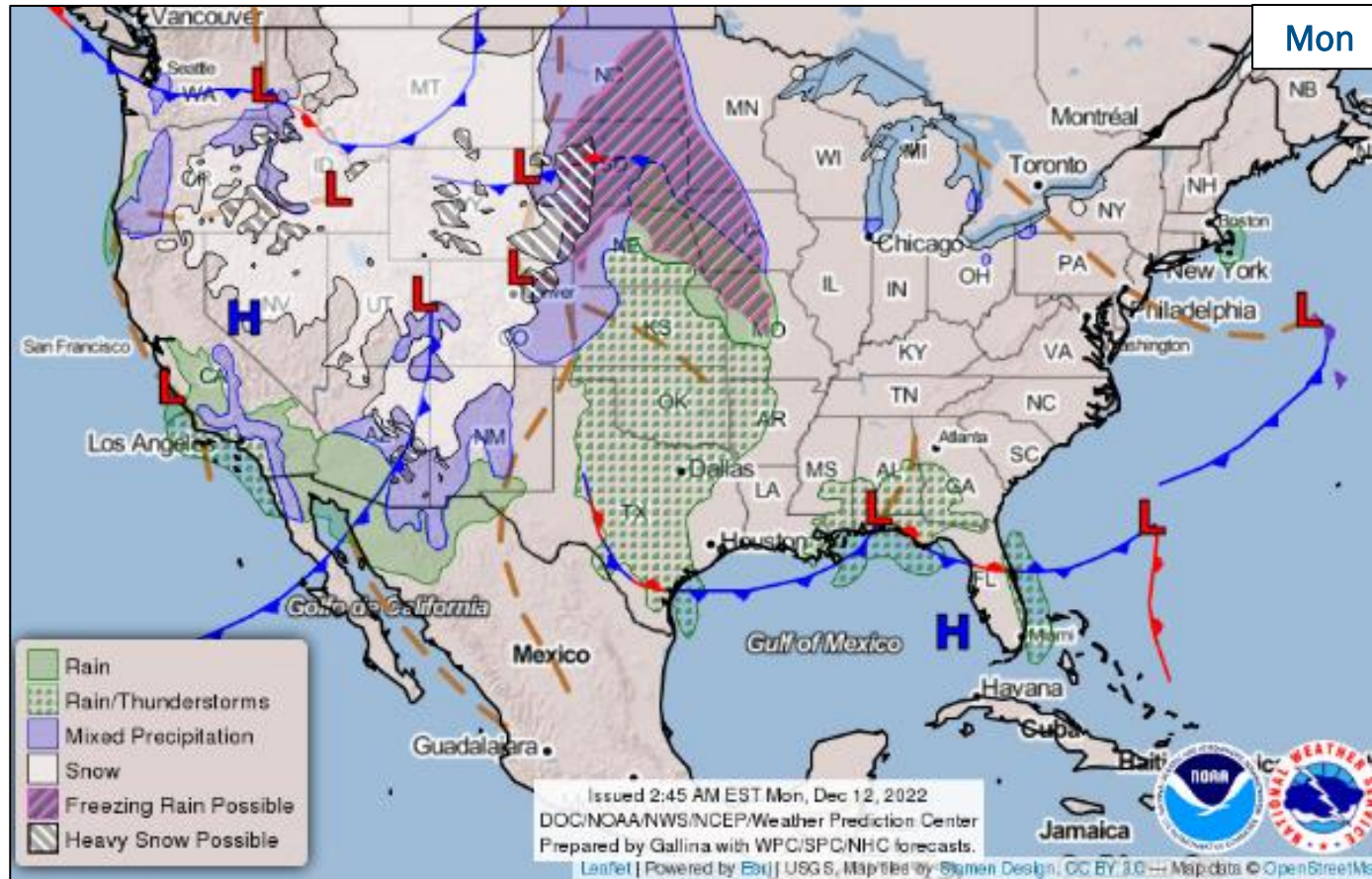
Event Monitoring

- U.S.–Africa Leaders Summit – Dec 13-15



FEMA

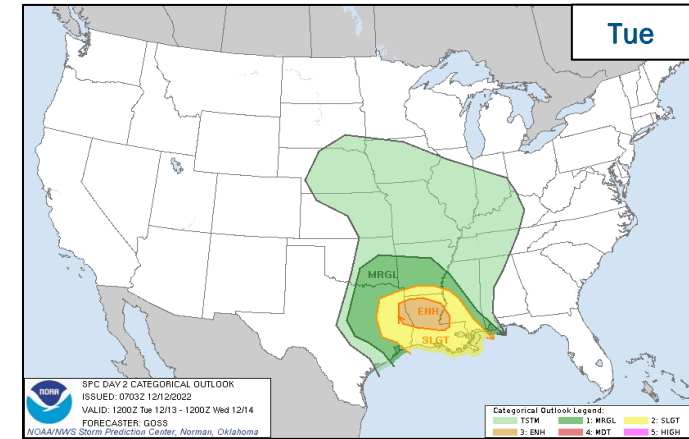
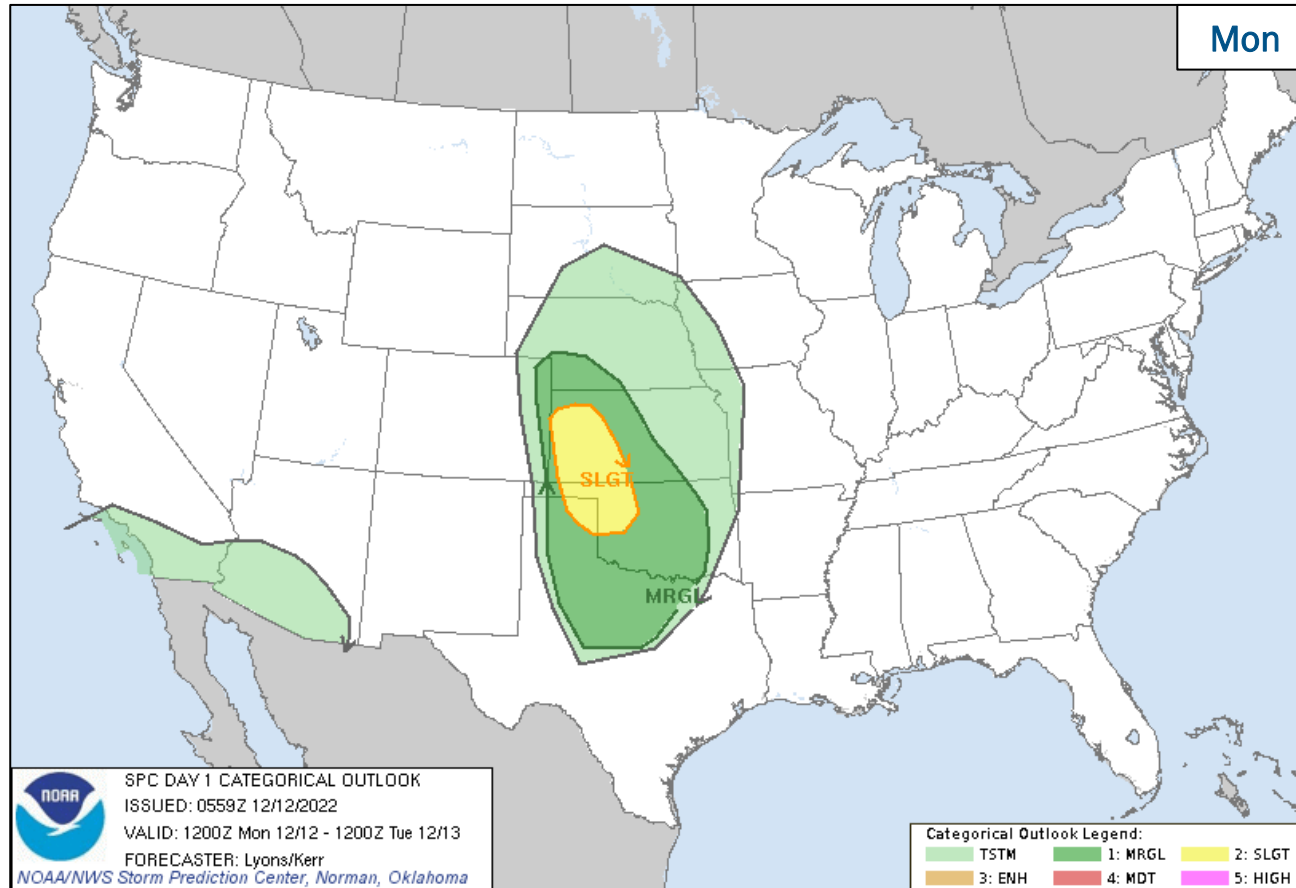
National Weather Forecast



FEMA

National Watch Center

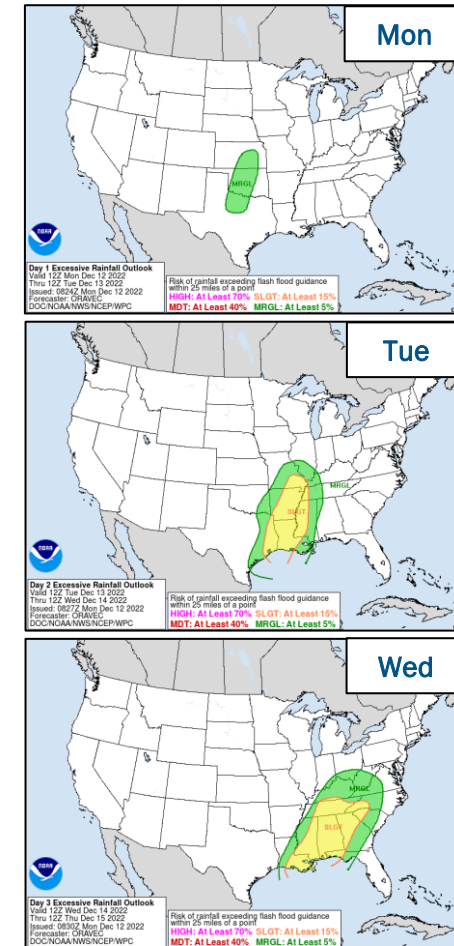
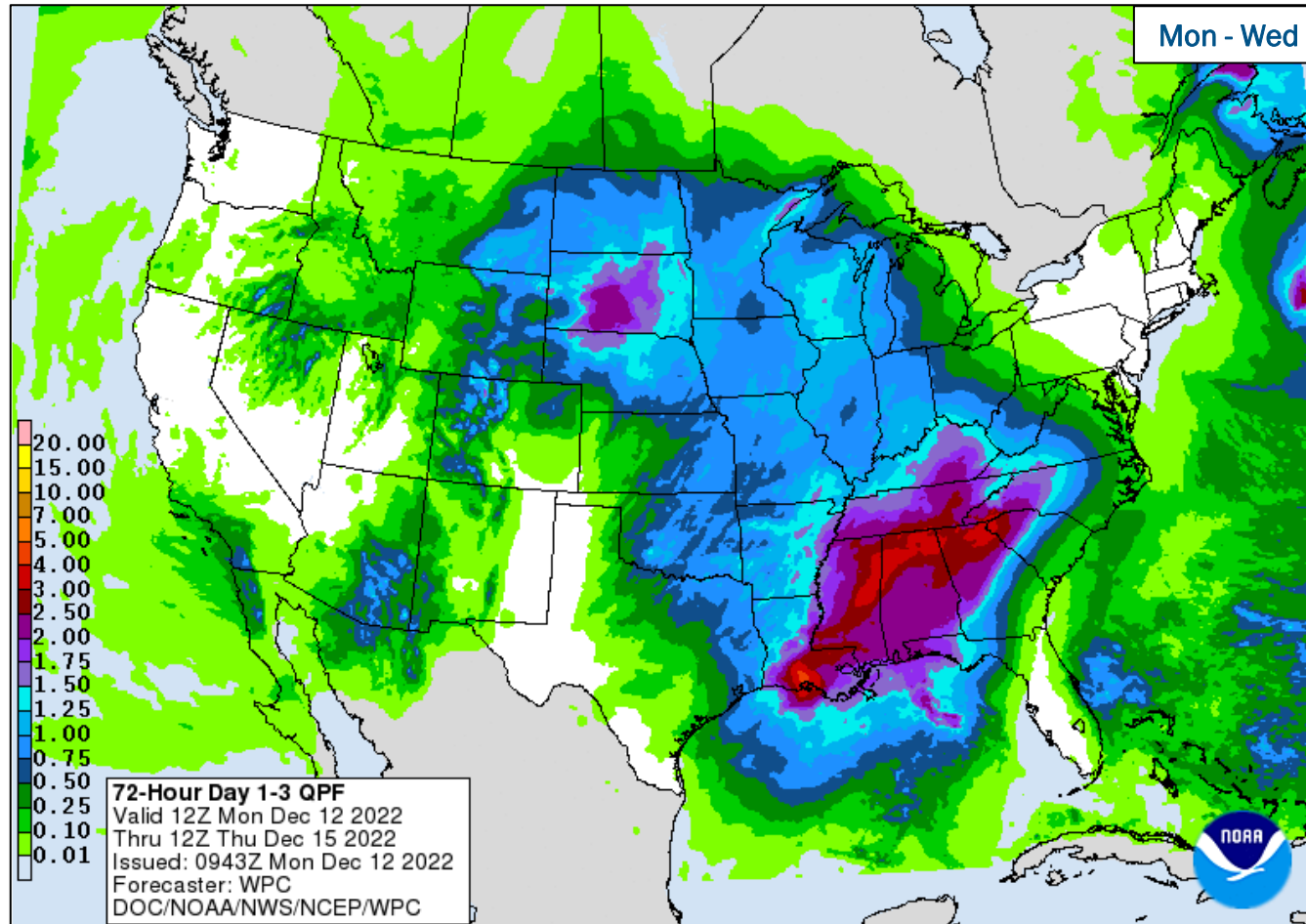
Severe Weather Outlook



FEMA

National Watch Center

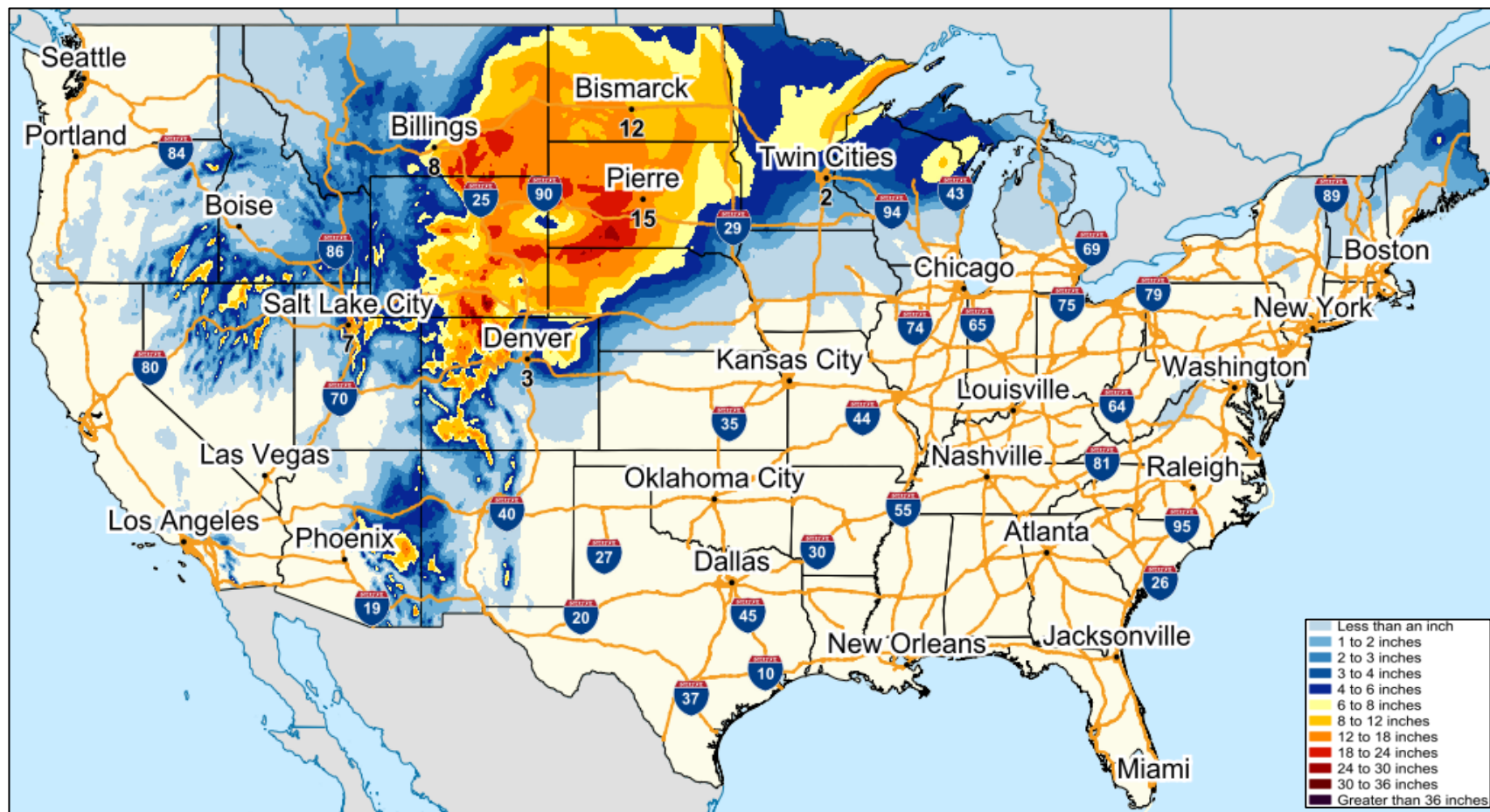
Precipitation & Excessive Rainfall



FEMA

National Watch Center

Forecast Snowfall



FEMA

FEMA Common Operating Picture

14
Joint Field
Offices

9
Virtual Joint
Field Offices

53
Major
Disasters

11
Emergency
Declarations

Monday
December 12, 2022
8:30 a.m. ET

FEMA HQ	
NWC	NRCC
Monitoring	Rostered
FEMA REGIONS	
Watch	RRCC
Monitoring	I Rostered
Monitoring	II Rostered
Monitoring	III Rostered
Monitoring	IV Rostered
Monitoring	V Rostered
Monitoring	VI Rostered
Monitoring	VII Rostered
Monitoring	VIII Rostered
Monitoring	IX Rostered
Monitoring	X Rostered
Notes:	
RWCs/RRCCs:	STATE EOCs: NI: TC Ida, Monkeypox OR: TC Avian Influenza PR: TC Fiona FL: TC Ian KY/NM: Flooding IL: SW Border Bus Reception and Coordination AZ/CO/NM: Wildfires TX: Ongoing Operations KS: All Hazards AS: Seismic Activity HI: Volcanic Activity OR: Pediatric Respiratory Surge WA: European Green Crabs/Flu & Respiratory Virus
Surge Capacity Force	
Rostered 7,702	Deployed 0

N-IMATs 2-4 Teams Available	
Red	
White	FL
Blue	
Gold	
R-IMATs ≥ 7 Teams Available	
I	1
II	
III	Personnel
IV-1	FL
IV-2	
V	
VI-1	Personnel
VI-2	2
VII	3
VIII	
IX-1	Personnel
IX-2	HI
X	Personnel

REGIONAL BREAKDOWN			
	JFO/VJFO	DR	EM
I	2/0	5	0
II	2/3	5	4
III	0/0	3	0
IV	2/1	7	4
V	1/0	4	0
VI	2/1	3	3
VII	2/1	4	0
VIII	1/1	4	0
IX	0/1	6	0
X	2/1	12	0

Alaska

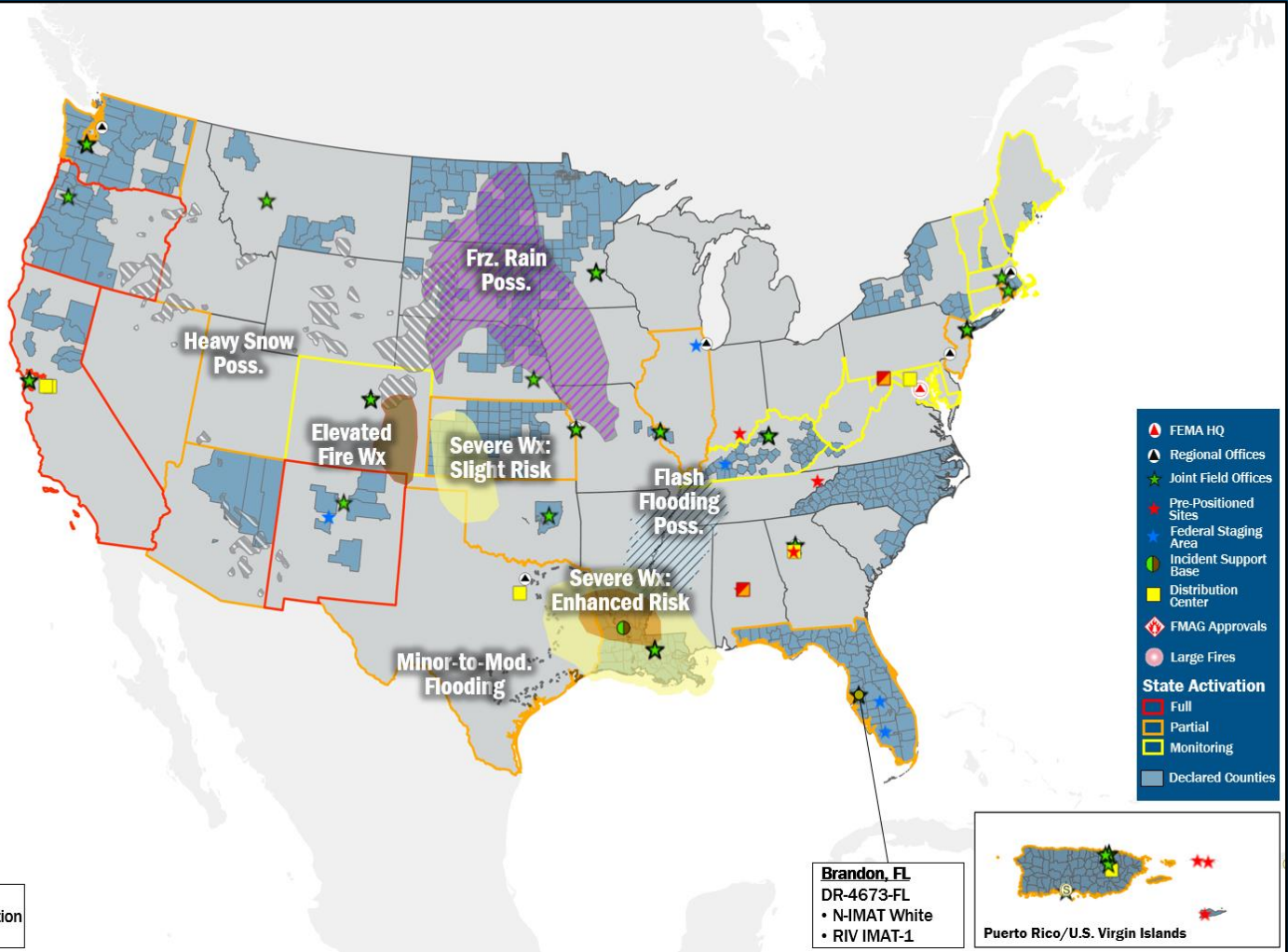
Northern Mariana Islands

Guam

American Samoa

Hawaii

Honolulu, HI
Mauna Loa Eruption
• RIX IMAT-2



FEMA HQ

Regional Offices

Joint Field Offices

Pre-Positioned Sites

Federal Staging Area

Incident Support Base

Distribution Center

FMAG Approvals

Large Fires

State Activation

Full

Partial

Monitoring

Declared Counties

Brandon, FL
DR-4673-FL
• N-IMAT White
• RIV IMAT-1

Puerto Rico/U.S. Virgin Islands

IM Workforce

13,484 Assigned
4,134 (-7) Unavailable
5,776 (-31) Deployed

27% (+1) / 3,574 (+38) Available

IM Cadre Availability ≤ 25% Availability

Civil Rights: 21% (25/118); Disability Integration: 11% (7/65); External Affairs: 23% (111/490); Environmental Planning and Historic Preservation: 20% (172/849); Field Leadership: 15% (22/143); Hazard Mitigation: 17% (206/1,238); Human Resources: 23% (38/163); Interagency Recovery Coordination: 23% (69/302); Operations: 15% (56/373); Public Assistance: 15% (336/2,276); Planning: 11% (52/483); Safety: 7% (5/74)

MERS

≥ 66%

36 Assigned
0 Unavailable
0 Deployed

36 Available

US&R

≥ 66%

28 Assigned
2 Unavailable
0 Deployed

26 Available

FCO

≤ 1 Type I

51 Assigned
1 Unavailable
43 (27 FCOR) Deployed

7 Available

Joint Preliminary Damage Assessments

Region	State / Location	Incident	IA	Number of Counties		Start - End
			PA	Requested	Complete	
VI	OK	Severe Storms, Tornadoes, and Floods Nov 4 and continuing	IA	0	0	N/A
			PA	4	0	11/18 - TBD
X	WA	Severe Storm, Flooding and High Winds Nov 3-7	IA	0	0	N/A
			PA	10	0	12/7 - TBD



FEMA

Declaration Requests in Process – 6

State / Tribe / Territory – Incident Description	Type	IA	PA	HM	Requested
OR – Wildfires and Straight-line Winds	EM		X		Sep 9
GA – Flooding	DR	X			Oct 4
UT – Severe Storms and Flooding	DR		X	X	Oct 19
CA – Heat Dome and Wildfires	DR	X	X	X	Oct 26
Havasupai Tribe – Flooding	DR		X	X	Nov 30
FL – Hurricane Nicole	DR	X	X	X	Dec 2



FEMA



FEMA

Helping people before, during, and after disasters.



Scan to subscribe to this briefing.