

FEMA National Watch Center

Daily Operations Briefing

Monday, December 11, 2023

8:30 a.m. ET



FEMA

National Current Ops/Monitoring

New Significant Incidents/Ongoing Ops

- Severe Weather – Lower Mississippi Valley to Ohio Valley - FINAL

Hazard Monitoring

- Excessive rain – New England
- Heavy snow – Northeast
- Mix precipitation – Northern Intermountain and Northeast

Disaster Declaration Activity

- No new declaration activity

Event Monitoring

- No new significant events



FEMA

Severe Weather – Lower MS Valley to OH Valley - FINAL

Situation: (FEMA Region 4 Status Update #3 as of 5:00 PM ET, 12/10)

Severe weather moved across the Lower Mississippi Valley to the Ohio Valley beginning Sat, Dec 9-10. The NOAA Storm Prediction Center reported 25 preliminary tornado touchdowns across the impacted region; with 13 preliminary tornado touchdowns in TN across 11 counties. All tornado watches and warnings in impacted states have expired. Today the low-pressure system from TN has moved into the NE bringing heavy snow and wintry precipitation. FEMA will coordinate with TN to conduct windshield surveys beginning today.

Impacts:

- TN: Damage assessments continue across the affected areas

Lifeline Impacts:

Safety and Security:

- Fatalities / Injuries: 6 / Unknown

Food, Hydration, Shelter:

- Shelters / Occupants: 3 / 43
- Destroyed / Damaged: 91 structures destroyed / 675 damaged

Energy:

- Minimal power outages across the region

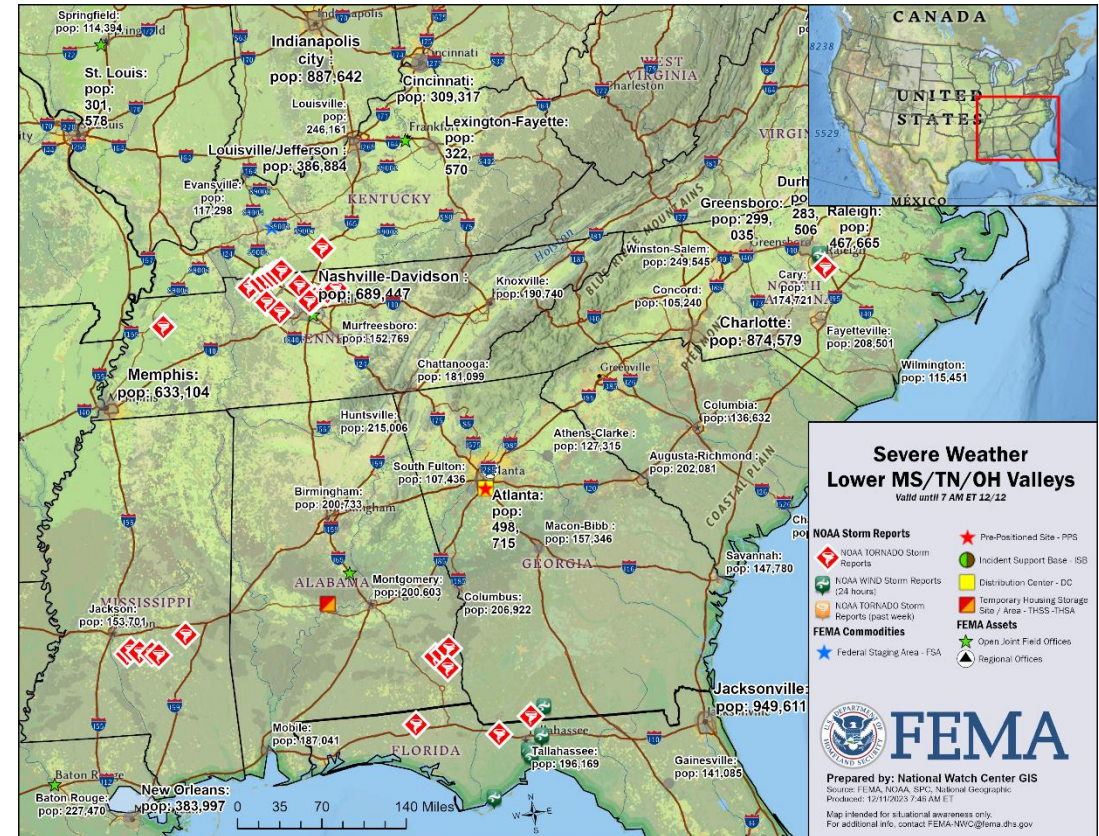
State / Local Response:

- TN: Partial Activation (Severe Weather); TN Governor has declared a state of emergency
- AL & KY: Monitoring (Severe Weather); all ESFs are on stand-by

FEMA / Federal Response:

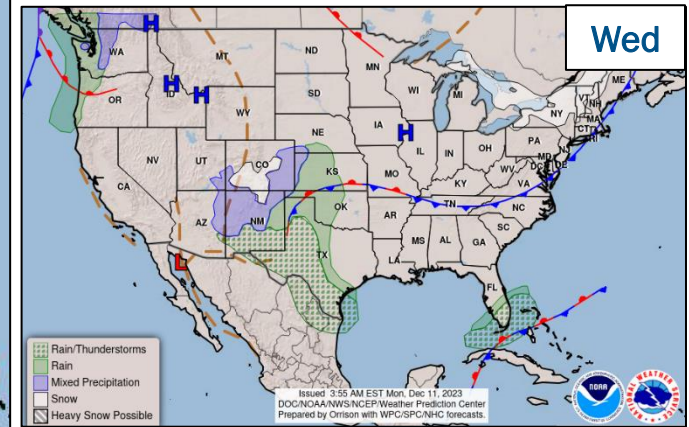
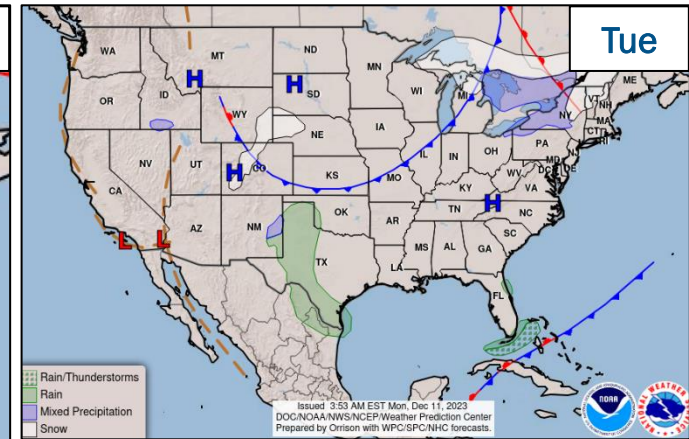
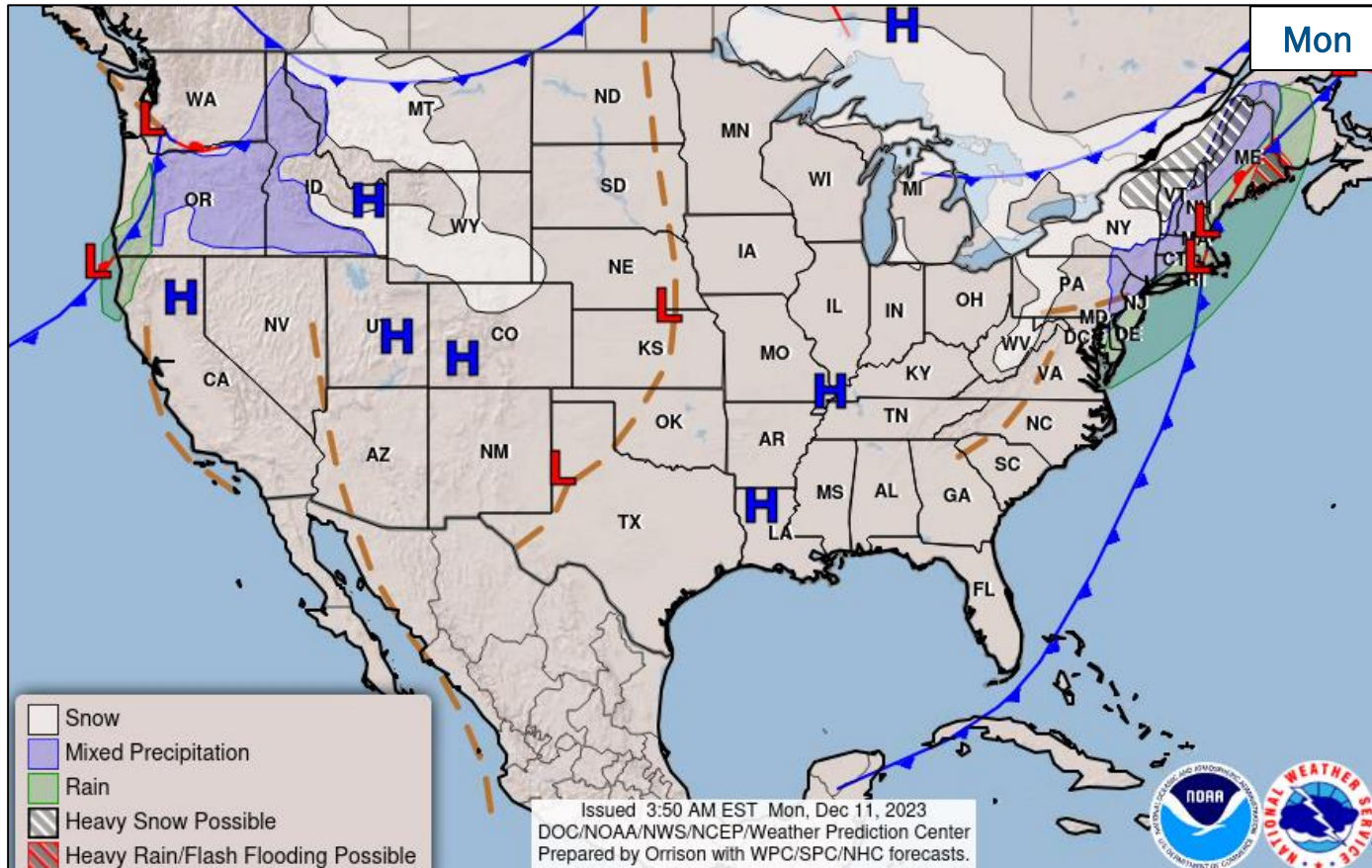
- FEMA Region IV:
 - RRCC rostered/RWC enhanced for situational awareness and information collection from LNOs
 - IMATs: FMC

NWC is monitoring in coordination with FEMA Region IV; barring any significant updates, this is anticipated to be the final report



FEMA

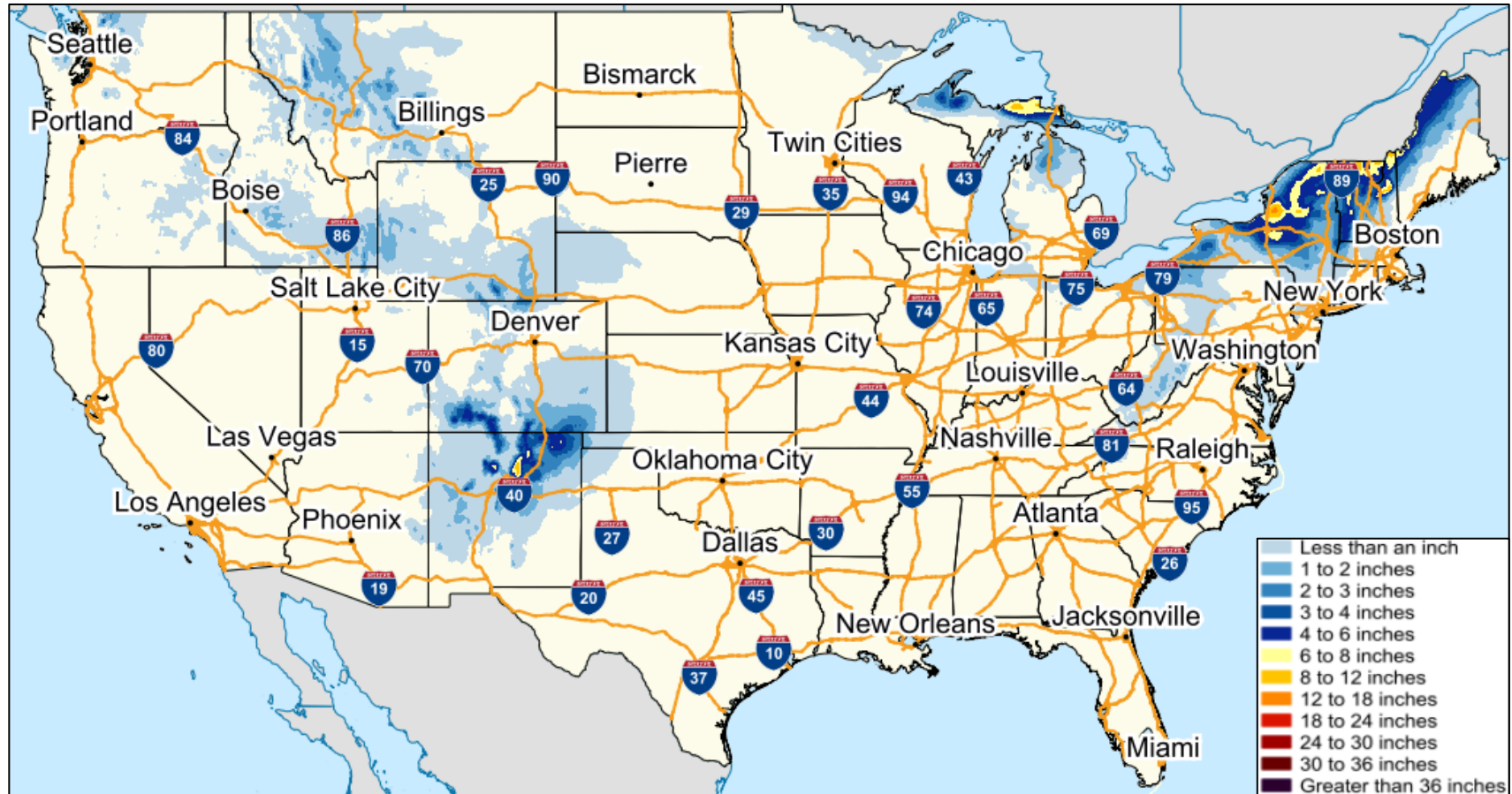
National Weather Forecast



FEMA

National Watch Center

Snowfall Forecast



FEMA

FEMA Common Operating Picture


17 + **5** **68** + **4** **8** **26**
 Joint Field Offices Virtual Joint Field Offices Supporting Major Disasters Emergency Declarations Direct Housing Missions RSF-Supported Disasters

Monday
 December 11, 2023
 8:30 a.m. ET


FEMA HQ	
NWC	NRCC
Monitoring	Activated
FEMA REGIONS	
Watch	RRCC
Monitoring	I Rostered
Monitoring	II Rostered
Monitoring	III Rostered
Enhanced	IV Rostered
Monitoring	V Rostered
Monitoring	VI Rostered
Monitoring	VII Rostered
Monitoring	VIII Rostered
Monitoring	IX Rostered
Monitoring	X Rostered
Notes:	
NRCCs/RRCCs/IMATs:	STATE EOCs:
• NRCC/N-IMAT HS:	• AL/KY/TN/MS/CO: Severe Weather
• DHS Coordination	• FL: TC Idalia
• FEMA R IV: Severe Weather	• TX: Ongoing Threats
	• ND: Avian Influenza
	• AZ/CO: SW Border
	• CA/HI/KY/CO: Wildfires
	• CA/NV: TC Hilary
	• USVI: Potable Water
	• AK: Wrangell Landslide
	• ND: Boil Order Support
	• WA: Winter Weather
Volunteer Force	
Rostered 7425	Deployed 115
Surge Capacity Force	
Rostered 8,403	Deployed 0

N-IMATs	
2-5 Teams Available	
Red	
White	
Blue	
Gold	
HS	DC
R-IMATs	
≥ 7 Teams Available	
I	
II	1
III	
IV-1	
IV-2	
V	
VI-1	
VI-2	
VII	
VIII	2
IX-1	Personnel
IX-2	
X	3
Fully Mission Capable (FMC)	
Partially Mission Capable (PMC)	
Not Mission Capable (NMC)	
Deployed	

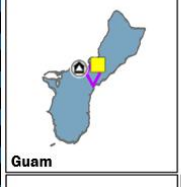
REGIONAL BREAKDOWN			
	JFO/VJFO	DR	EM
I	3/0	10	2
II	2/1	3	1
III	0/0	0	0
IV	5/1	20	1
V	1/0	2	0
VI	1/0	2	0
VII	2/0	3	0
VIII	1/0	3	0
IX	1/1	17	0
X	1/2	8	0




Alaska




Commonwealth of Northern Mariana Islands



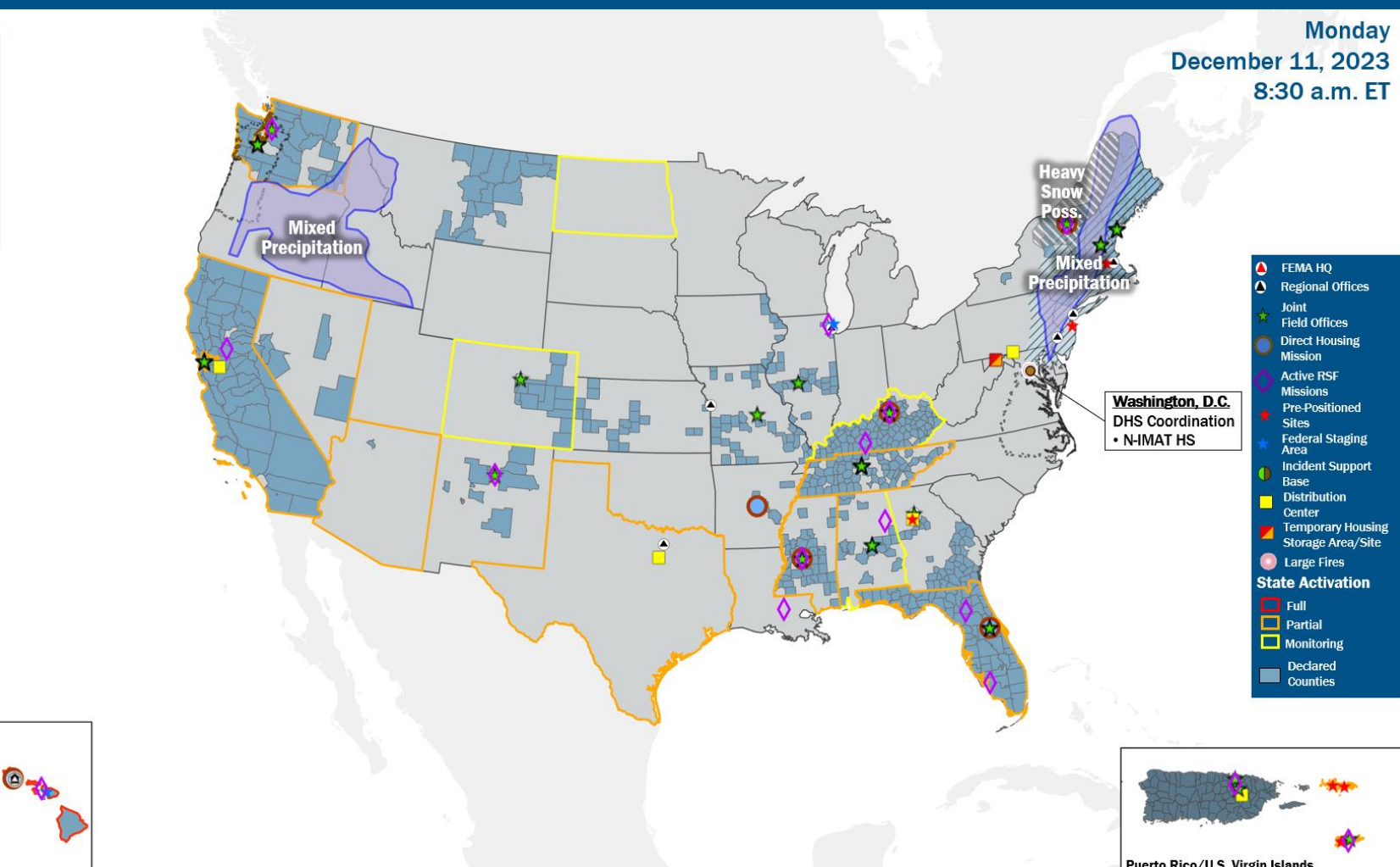
Guam



American Samoa



Hawaii



IM Workforce

13,680 Assigned
 4,413 (+8) Unavailable
 5,105 (-31) Deployed

31% (+1) / 4,193 (+23) Available

IM Cadre Availability

10 Cadres ≤ 25% Availability

Environmental Planning and Historic Preservation: 18% (148/809);
 Field Leadership: 19% (28/145); Hazard Mitigation: 20% (242/1,211);
 Human Resources: 20% (36/177); Interagency Recovery Coordination: 16% (45/287); Operations:
 18% (64/349); Public Assistance: 13% (276/2,181);
 Planning 15% (71/464); Safety: 23% (20/86); Security: 22% (28/129)

MERS

> 66%

36 Assigned
 0 Unavailable
 0 Deployed

36 Available

US&R

> 66%

28 Assigned
 1 Unavailable
 0 Deployed

27 Available

FCO

≤ 1 Type I

49 Assigned
 6 Unavailable
 38 (22 FCOR) Deployed

5 Available

Joint Preliminary Damage Assessments

Region	State / Location	Incident	IA	Number of Counties		Start - End
			PA	Requested	Complete	
X	AK	Extreme Weather and Landslides Nov 20 - TBD	IA	4	0	12/11 - TBD
			PA	4	0	12/11 - TBD



FEMA

Declaration Requests in Process – 12

State / Tribe / Territory – Incident Description	Type	IA	PA	HM	Requested
MI – Flooding (Appeal)	DR		X	X	Oct 18
OH – Train Derailment	DR	X	X	X	Jul 3
UT – Flooding	DR		X	X	Aug 11
Inupiat Community of the Arctic Slope (ICAS) – Severed Undersea Fiber Optic Line (Appeal)	EM		X		Aug 23
NH – Severe Winter Storm and Snowstorm (Appeal)	DR		X	X	Sep 6
WA – Wildfires	DR	X	X	X	Oct 4
MI – Severe Storms, Tornadoes, and Flooding	DR	X	X	X	Oct 18
KY – Severe Storms, Tornadoes, Straight-Line Winds, and Flooding (Appeal)	DR	X		X	Oct 23
WV – Severe Storms, Flooding, Landslides, and Mudslides	DR	X		X	Oct 25
RI – Severe Storms, Flooding, and Tornadoes	DR	X			Nov 9
PA – Severe Storms and Flooding	DR	X	X	X	Nov 9
NY – Severe Storm and Flooding	DR		X	X	Nov 29



FEMA



FEMA

Helping people before, during, and after disasters.



Scan to subscribe to this briefing.