

FEMA National Watch Center

# Daily Operations Briefing

Friday, December 9, 2022

8:30 a.m. ET



**FEMA**

# National Current Ops / Monitoring

---

## New Significant Incidents / Ongoing Ops

- No significant incidents / operations

## Hazard Monitoring

- Freezing rain – Upper Mississippi Valley and Great Lakes
- Heavy snow – California to Pacific Northwest and Northern Intermountain

---

## Disaster Declaration Activity

- No new declaration activity

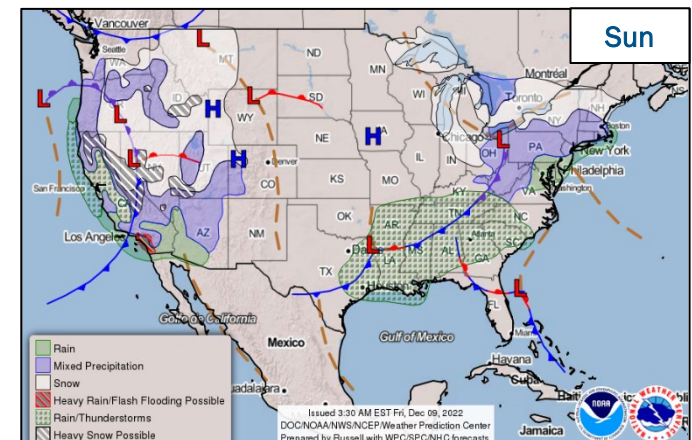
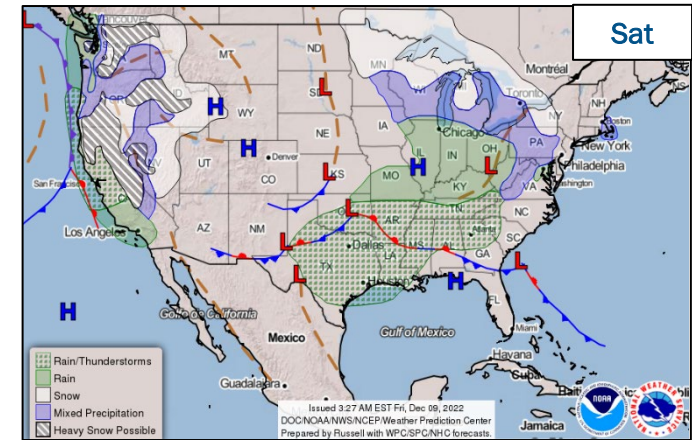
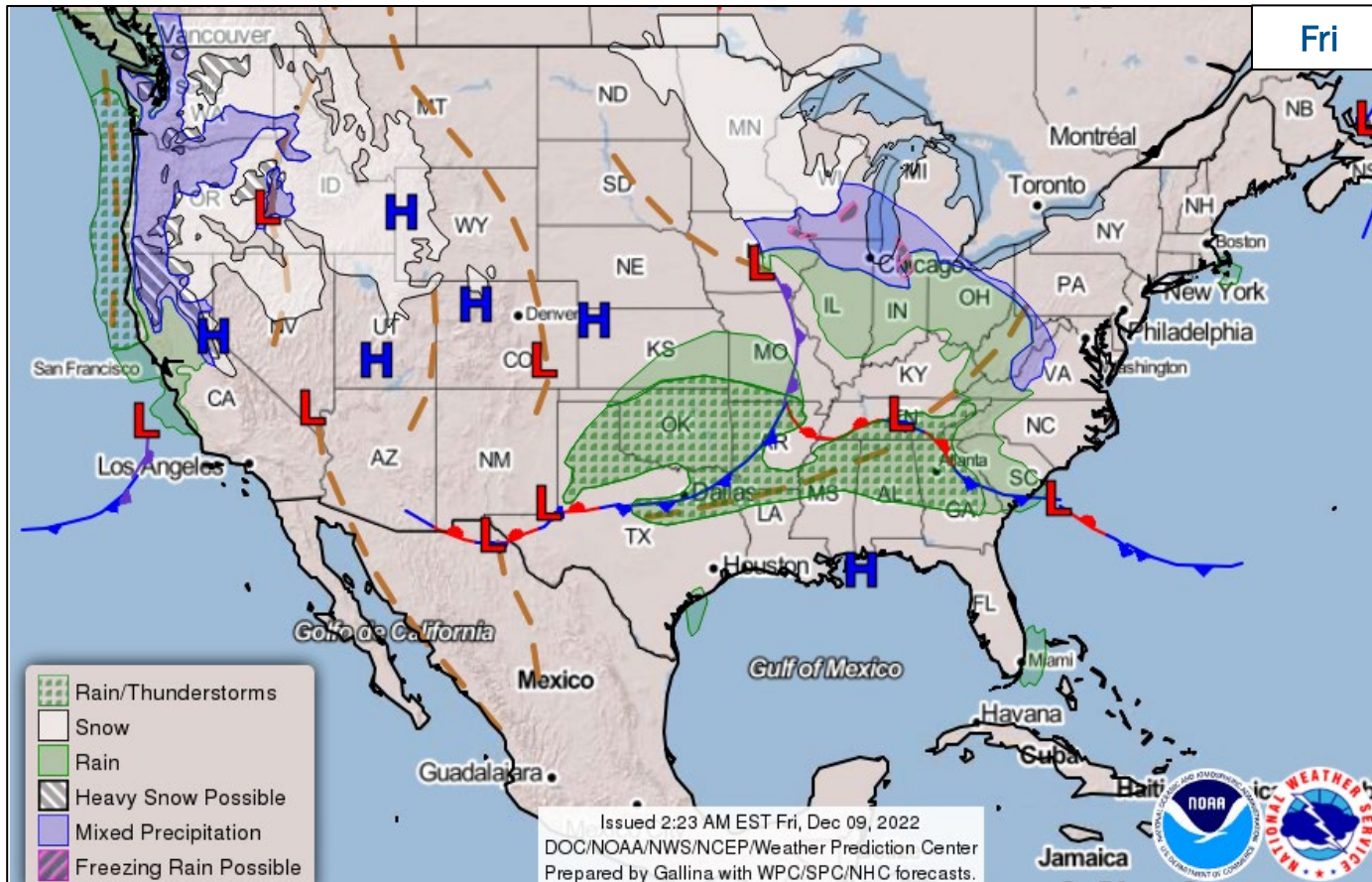
## Event Monitoring

- U.S.-Africa Leaders Summit – Dec 13-15



**FEMA**

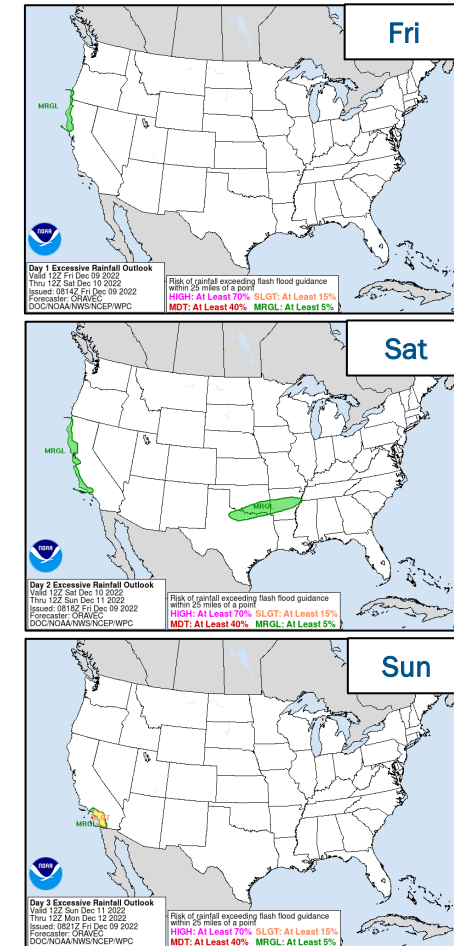
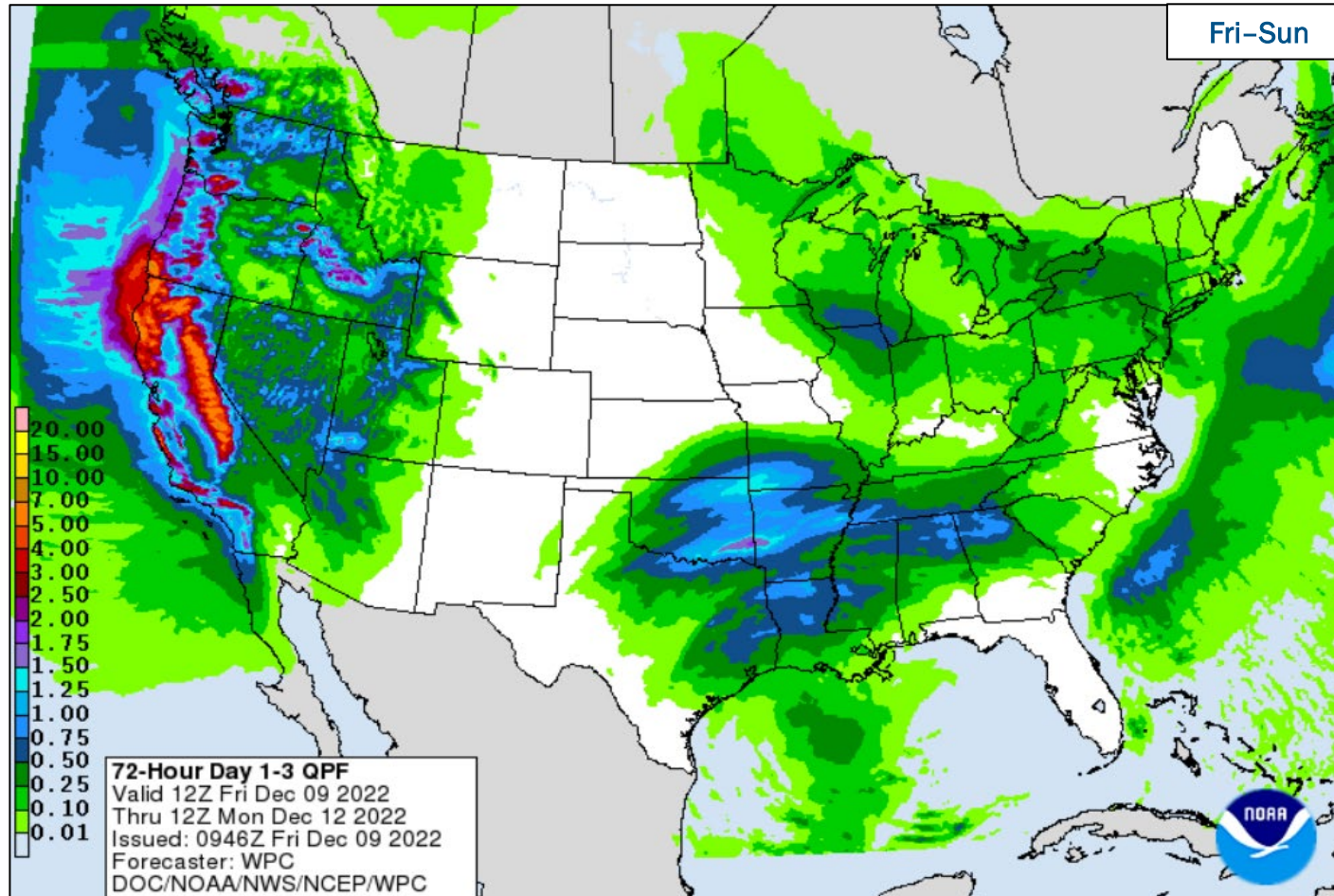
# National Weather Forecast



FEMA

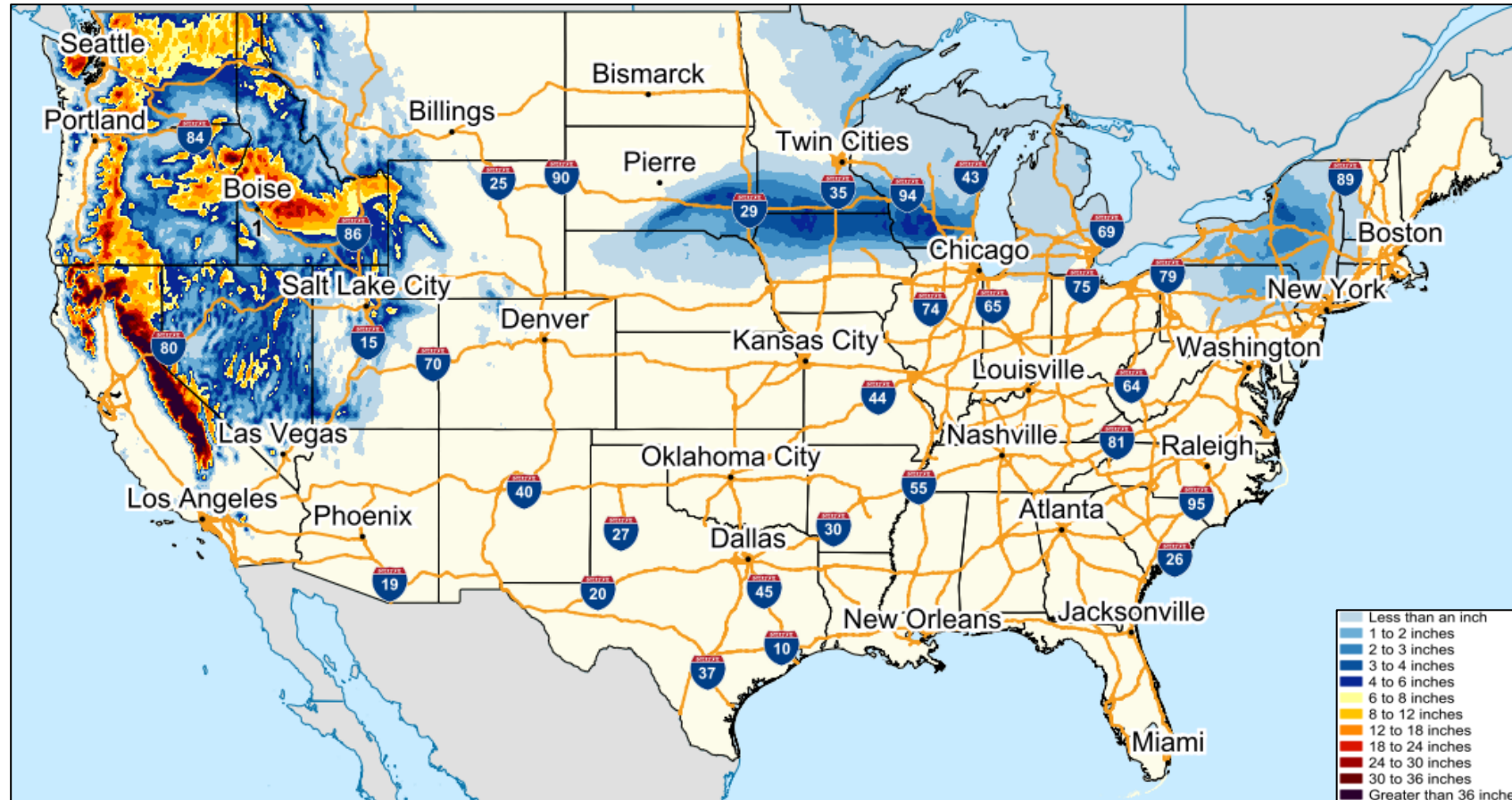
National Watch Center

# Precipitation & Excessive Rainfall



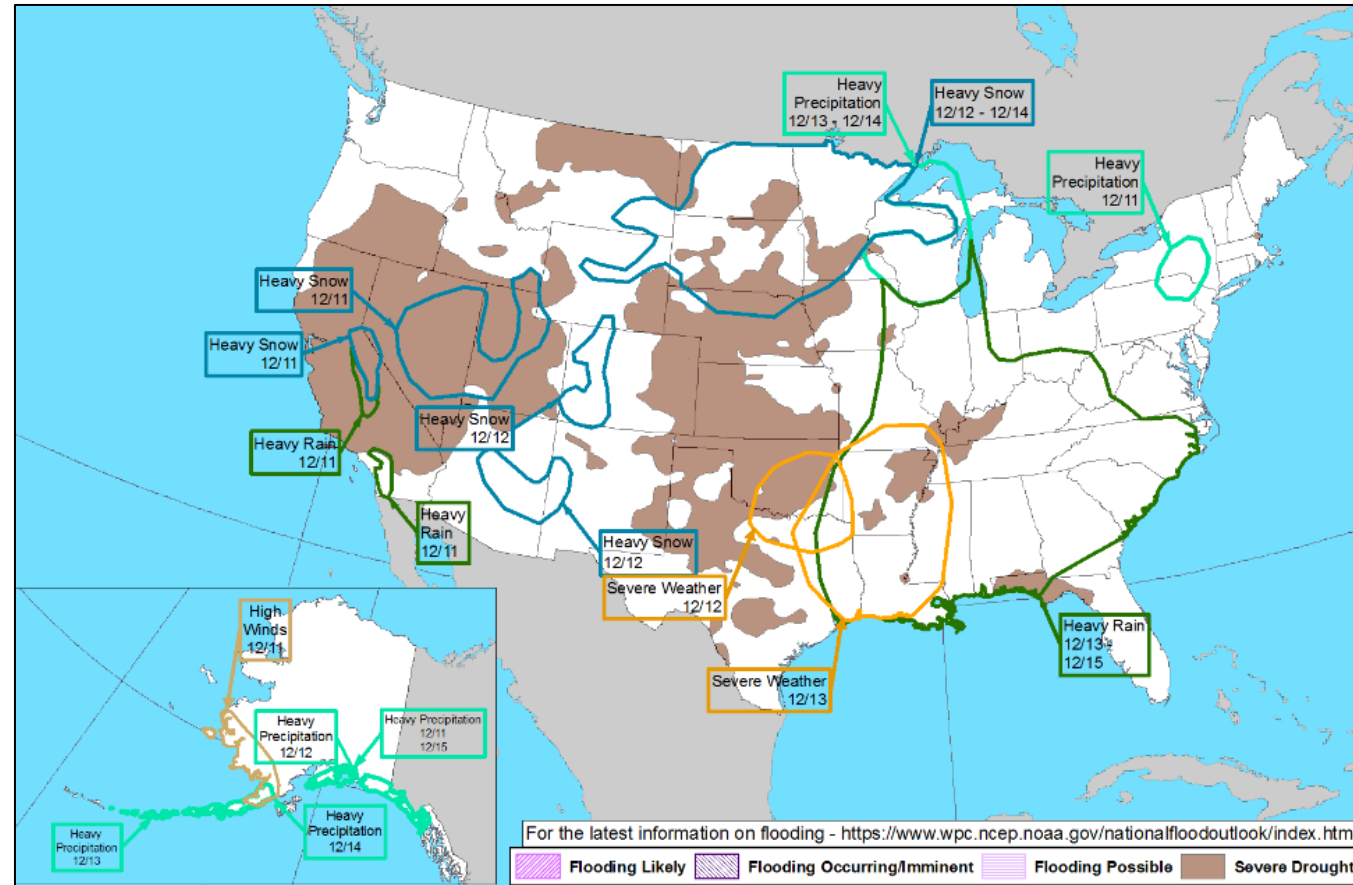
FEMA

# Forecast Snowfall



FEMA

# Hazards Outlook – Dec 11 - 15

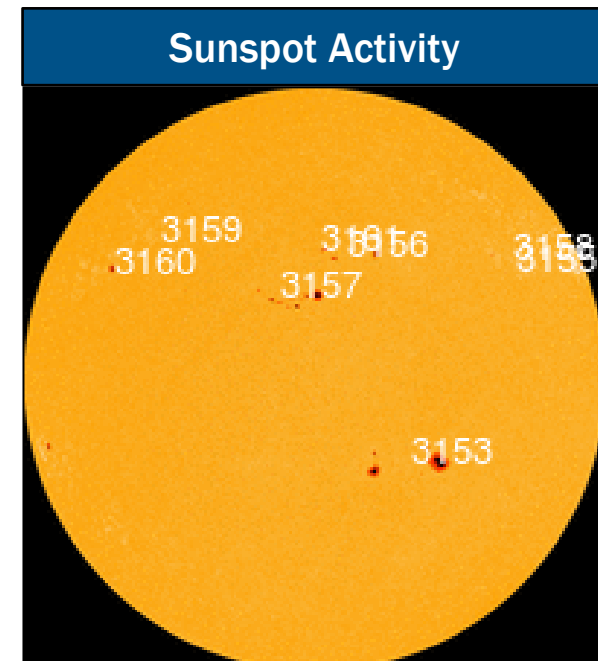
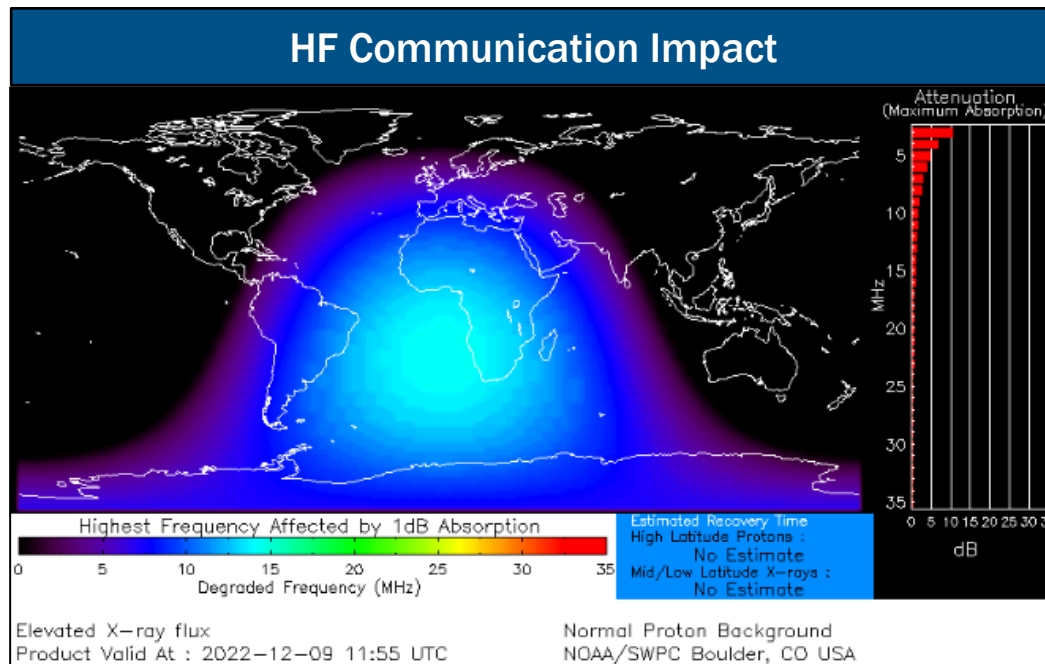


FEMA

# Space Weather Outlook

|               | Space Weather Activity | Geomagnetic Storms | Solar Radiation | Radio Blackouts |
|---------------|------------------------|--------------------|-----------------|-----------------|
| Past 24 Hours | None                   | None               | None            | None            |
| Next 24 Hours | None                   | None               | None            | None            |

For further information on NOAA Space Weather Scales refer to: <http://www.swpc.noaa.gov/noaa-scales-explanation>  
 For further information on Sunspot Activity refer to: <https://www.swpc.noaa.gov/phenomena/sunspotssolar-cycle>



FEMA

# FEMA Common Operating Picture

**14**  
Joint Field  
Offices

**9**  
Virtual Joint  
Field Offices

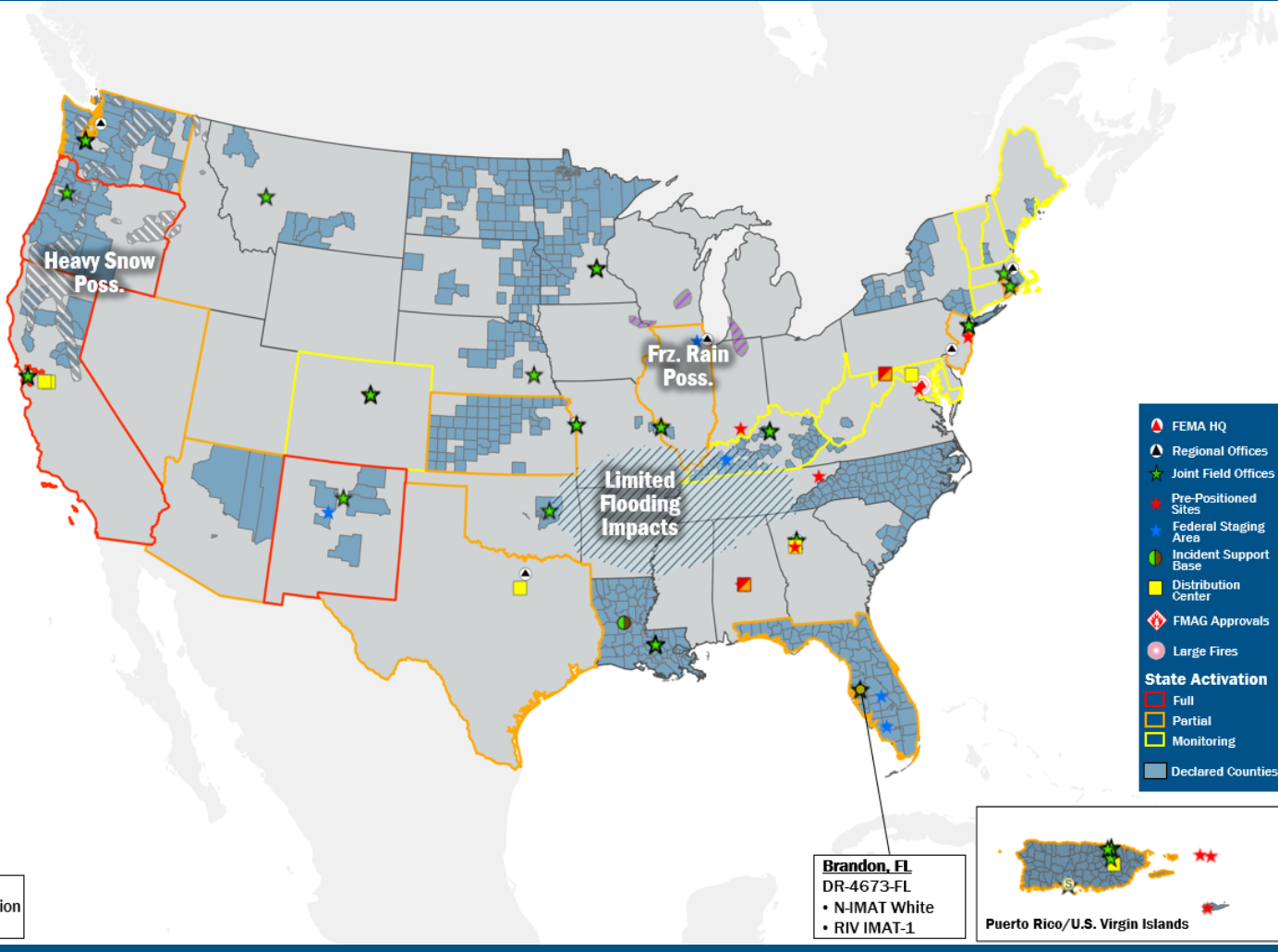
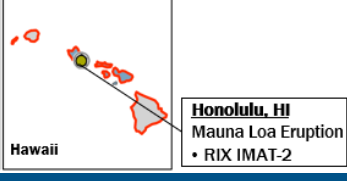
**53**  
Major  
Disasters

**11**  
Emergency  
Declarations

Friday  
December 9, 2022  
8:30 a.m. ET

| FEMA HQ  |          | N-IMATs<br>2-4 Teams Available  |           |
|--|----------|---------------------------------|-----------|
| NWC  | NRCC     | Red                             |           |
| Monitoring   | Rostered | White                           | FL        |
| FEMA REGIONS   |          | Blue                            |           |
|  |          | Gold                            |           |
| Watch  | RRCC     | R-IMATs<br>≥ 7 Teams Available  |           |
| Monitoring I   | Rostered | I                               |           |
| Monitoring II  | Rostered | II                              |           |
| Monitoring III   | Rostered | III                             | Personnel |
| Monitoring IV  | Rostered | IV-1                            | FL        |
| Monitoring V   | Rostered | IV-2                            |           |
| Monitoring VI  | Rostered | V                               | 1         |
| Monitoring VII   | Rostered | VI-1                            | Personnel |
| Monitoring VIII  | Rostered | VI-2                            |           |
| Monitoring IX  | Rostered | VII                             |           |
| Monitoring X   | Rostered | VIII                            |           |
| Notes:   |          | IX-1                            | Personnel |
| RWCCs/RRCCs:   |          | IX-2                            | HI        |
| RV RWCC: All Location-7pm ET<br>9 Dec to 7pm ET 10 Dec (Bldg Maintenance.)   |          | X                               | Personnel |
| STATE EOCs:  |          | Surge Capacity Force            |           |
| NJ: TC Ida, Monkeypox<br>CO/NJ: Avian Influenza<br>PR: TC Fiona<br>FL: TC Ian<br>KY/NM: Flooding<br>IL: SW Border Bus Reception and Coordination<br>AZ/CO/NM: Wildfires<br>TX: Ongoing Operations<br>KS: All Hazards<br>AS: Seismic Activity<br>HI: Volcanic Activity<br>OR: Pediatric Respiratory Surge<br>WA: European Green Crabs/Flu & Respiratory Virus |          | Fully Mission Capable (FMC)     |           |
|  |          | Partially Mission Capable (PMC) |           |
|  |          | Not Mission Capable (NMC)       |           |
|  |          | Deployed                        |           |
| Rostered   | Deployed |                                 |           |
| 7,701  | 0 (-7)   |                                 |           |

| REGIONAL BREAKDOWN |          |    |    |
|--------------------|----------|----|----|
|                    | JFO/VJFO | DR | EM |
| I                  | 2/0      | 5  | 0  |
| II                 | 2/3      | 5  | 4  |
| III                | 0/0      | 3  | 0  |
| IV                 | 2/1      | 7  | 4  |
| V                  | 1/0      | 4  | 0  |
| VI                 | 2/1      | 3  | 3  |
| VII                | 2/1      | 4  | 0  |
| VIII               | 1/1      | 4  | 0  |
| IX                 | 0/1      | 6  | 0  |
| X                  | 2/1      | 12 | 0  |



## IM Workforce

13,481 (-15) Assigned  
4,061 (-8) Unavailable  
5,965 (-29) Deployed

26% (+1) / 3,455 (+22) Available

## IM Cadre Availability ≤ 25% Availability

Civil Rights: 21% (24/116); Disability Integration: 12% (8/65); External Affairs: 22% (109/492); Environmental Planning and Historic Preservation: 19% (161/850); Field Leadership: 14% (20/143); Hazard Mitigation: 16% (199/1,241); Human Resources: 23% (38/164); Interagency Recovery Coordination: 23% (70/303); Information Technology: 25% (151/613); Logistics: 25% (351/1,394); Operations: 14% (53/373); Public Assistance: 14% (326/2,277); Planning: 10% (50/481); Safety: 15% (11/74)

## MERS

≥ 66%

36 Assigned  
0 Unavailable  
0 Deployed

36 Available

## US&R

≥ 66%

28 Assigned  
2 Unavailable  
0 Deployed

26 Available

## FCO

≤ 1 Type I

51 Assigned  
1 Unavailable  
43 (+1) (27 FCOR) Deployed

7 (-1) Available



# Joint Preliminary Damage Assessments

| Region | State / Location | Incident   | IA | Number of Counties |          | Start - End |
|--------|------------------|--|----|--------------------|----------|-------------|
|        |                  |  | PA | Requested          | Complete |             |
| VI     | OK               | Severe Storms, Tornadoes, and Floods<br>Nov 4 and continuing | IA | 0                  | 0        | N/A         |
|        |                  |  | PA | 4                  | 0        | 11/18 - TBD |
|        | Pueblo of Laguna | Monsoonal Storms, Flooding and Extreme Winds<br>Aug 19       | IA | 0                  | 0        | N/A         |
|        |                  |  | PA | 1                  | 1 (+1)   | 12/7 - 12/8 |
| X      | WA               | Severe Storm, Flooding and High Winds<br>Nov 3-7             | IA | 0                  | 0        | N/A         |
|        |                  |  | PA | 10 (+3)            | 0        | 12/7 - TBD  |



FEMA

# Declaration Requests in Process – 6

| State / Tribe / Territory – Incident Description | Type | IA | PA | HM | Requested |
|--|------|----|----|----|-----------|
| OR – Wildfires and Straight-line Winds           | EM   |    | X  |    | Sep 9     |
| GA – Flooding                                    | DR   | X  |    |    | Oct 4     |
| UT – Severe Storms and Flooding                  | DR   |    | X  | X  | Oct 19    |
| CA – Heat Dome and Wildfires                     | DR   | X  | X  | X  | Oct 26    |
| Havasupai Tribe – Flooding                       | DR   |    | X  | X  | Nov 30    |
| FL – Hurricane Nicole                            | DR   | X  | X  | X  | Dec 2     |



**FEMA**



# FEMA

Helping people before, during, and after disasters.



*Scan to subscribe to this briefing.*