

FEMA National Watch Center

# Daily Operations Briefing

Monday, December 7, 2020

8:30 a.m. ET



**FEMA**

# National Current Ops / Monitoring

---

## New Significant Incidents/Ongoing Ops:

- COVID-19
- Bond Fire, CA - **FINAL**

## Hazard Monitoring:

- Critical fire weather – southern CA
- Freezing rain possible – Northern Intermountain

---

## Disaster Declaration Activity:

- None

## Event Monitoring:

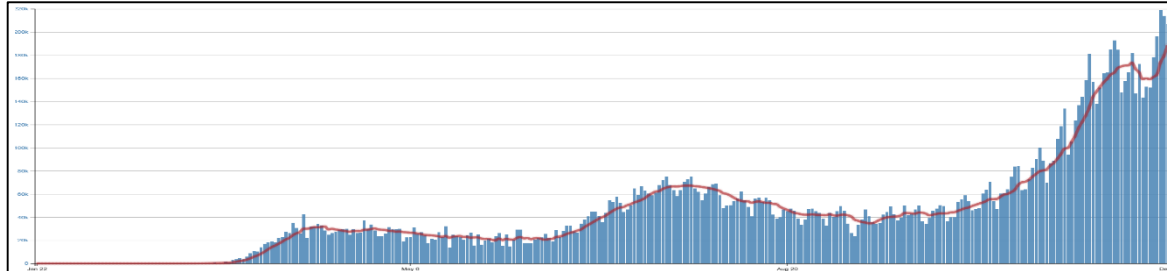
- No significant scheduled activity



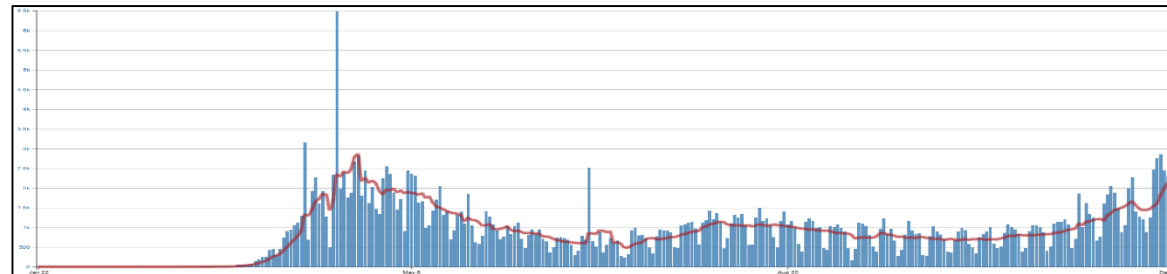
**FEMA**

# COVID-19 Weekly Update *(CDC data, as of December 6)*

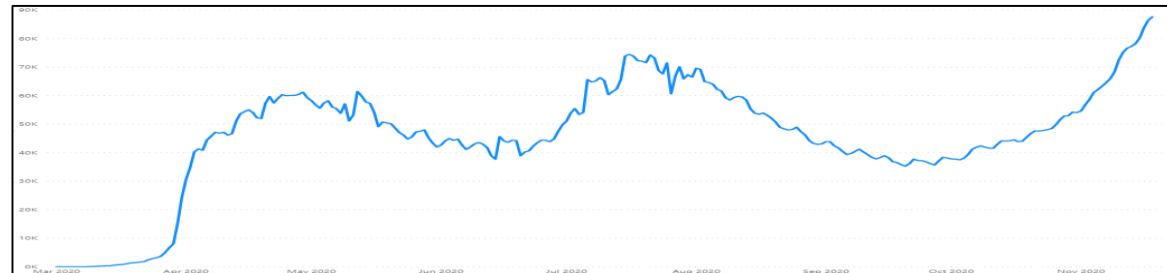
Daily trends of COVID-19 Cases



Daily trends of COVID-19 Deaths

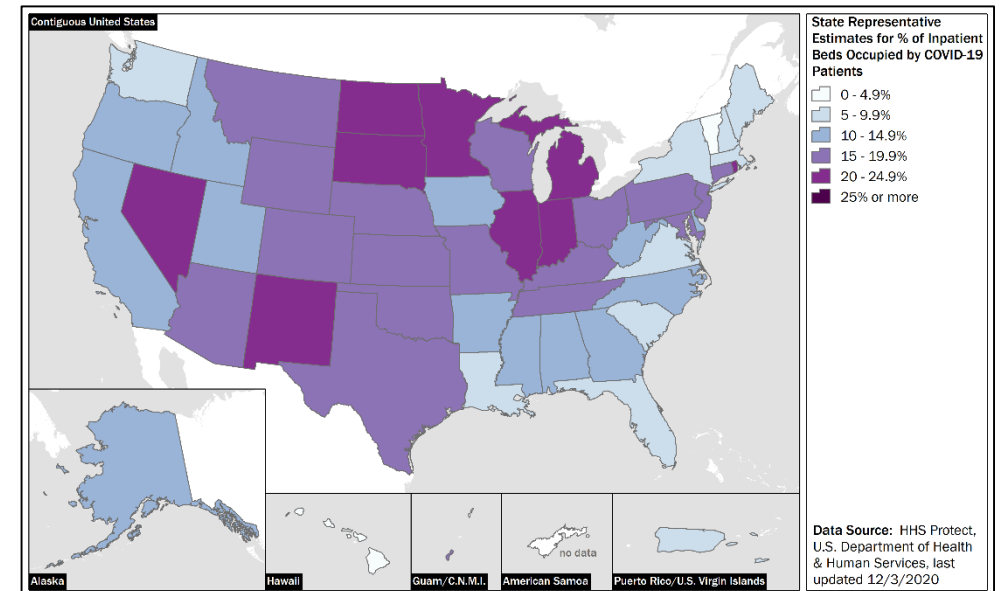


National Inpatient beds used – COVID-19 Patients



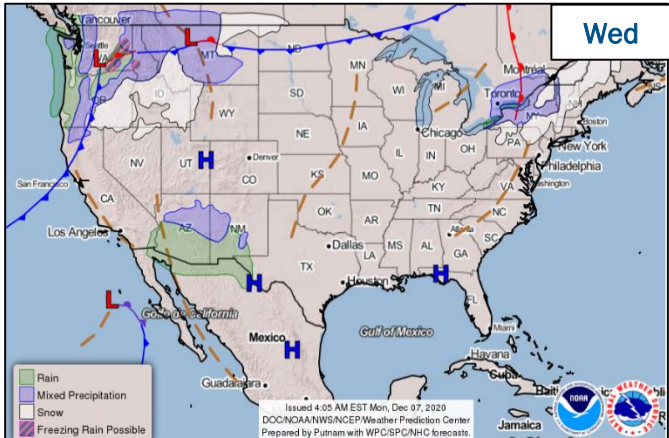
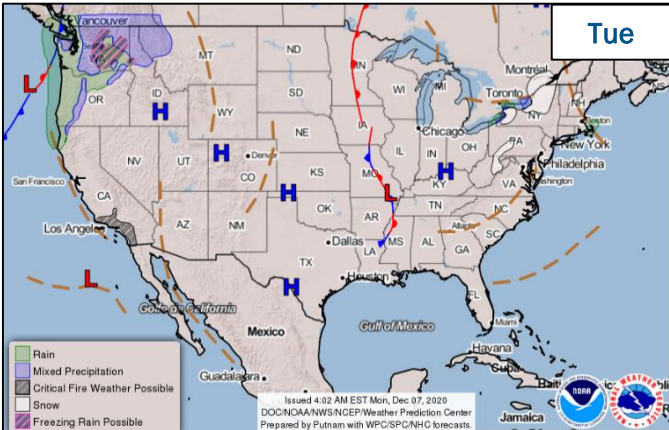
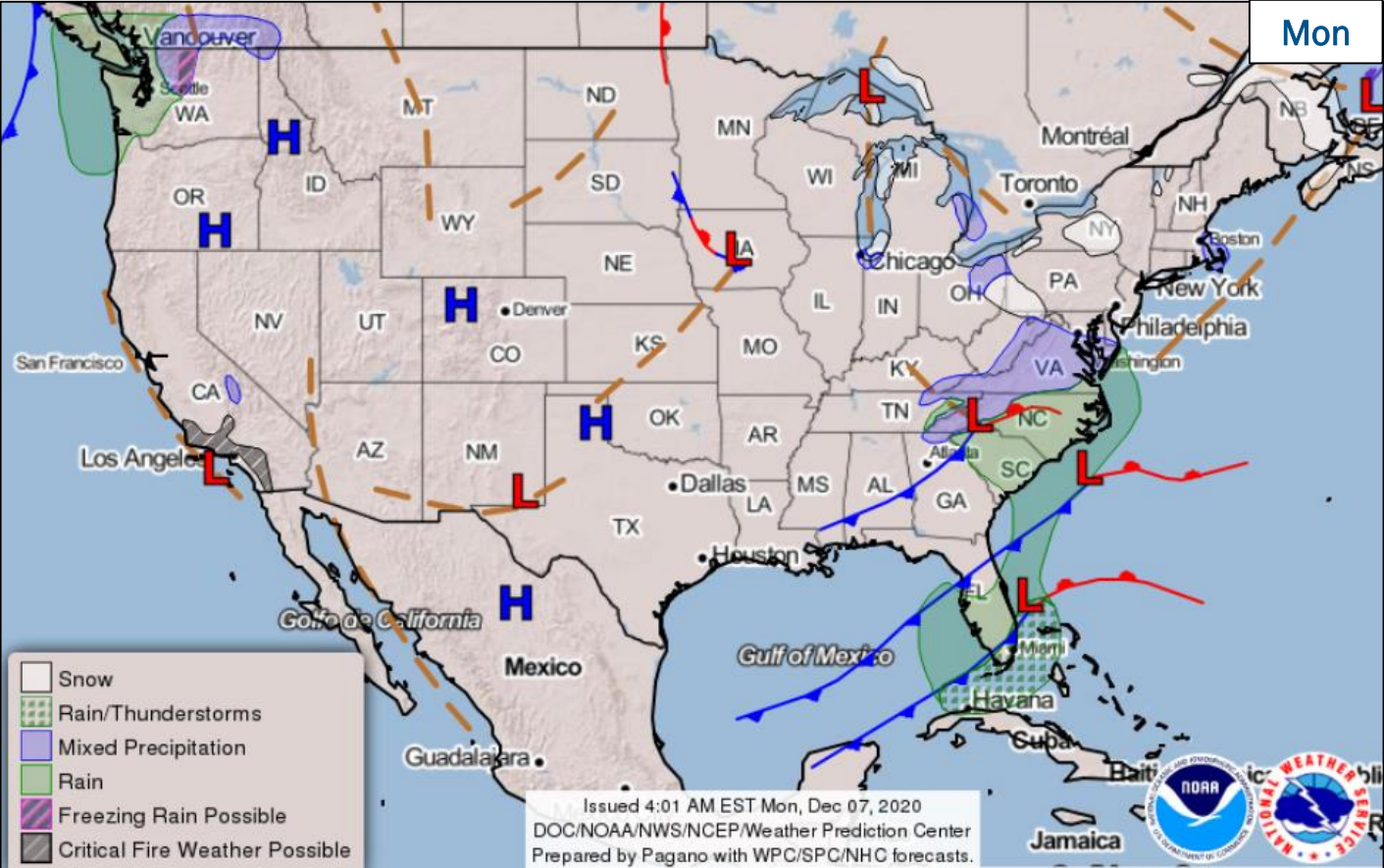
## Key Updates:

- U.S. COVID-19 totals:
  - Confirmed Cases: **14,462,527 (+1,319,530)**
  - Confirmed Deaths: **280,135 (+14,969)**
- Major Disaster Declarations approved for COVID-19: 57
- Emergency Disaster Declarations approved for COVID-19: 43
- Public Assistance obligated for COVID-19 Response: **\$6.86 billion**
- FEMA NRCC activated in support of COVID-19 operations



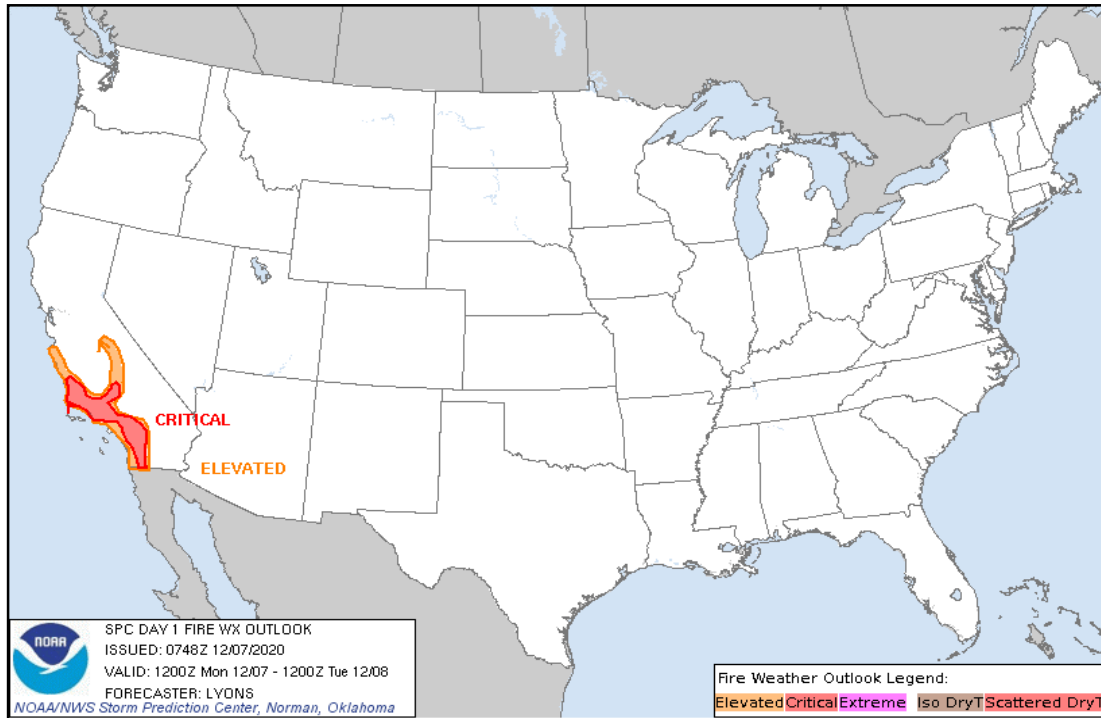
FEMA

# National Weather Forecast

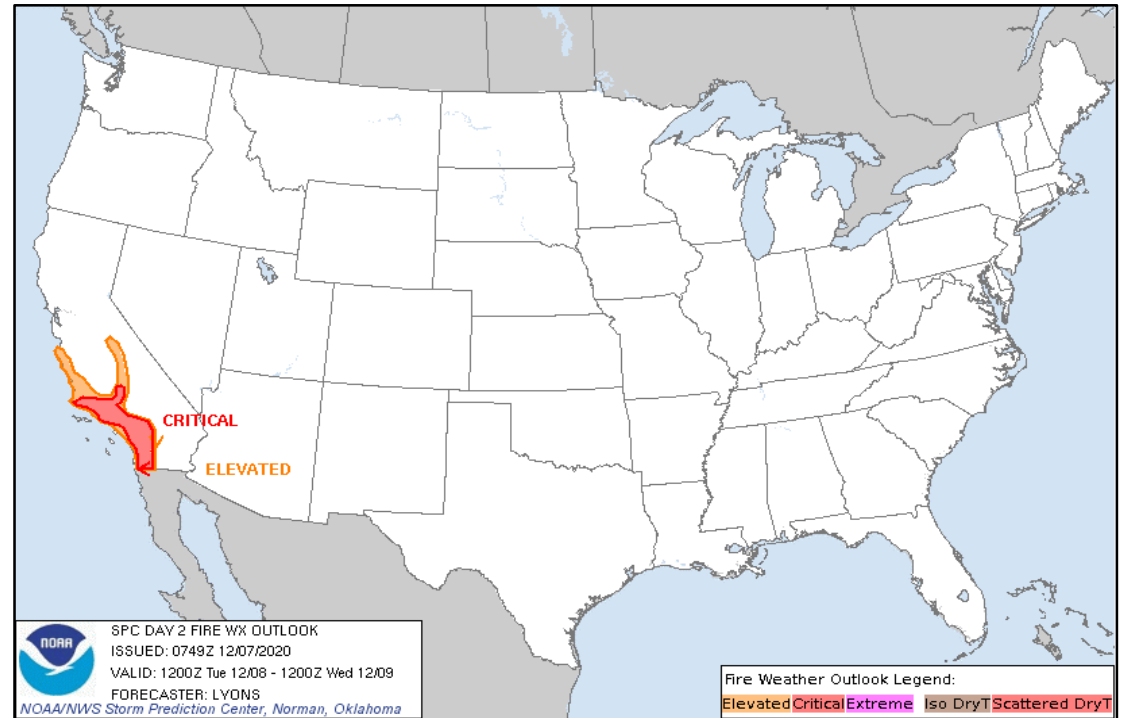


FEMA

# Fire Weather Outlook



Today



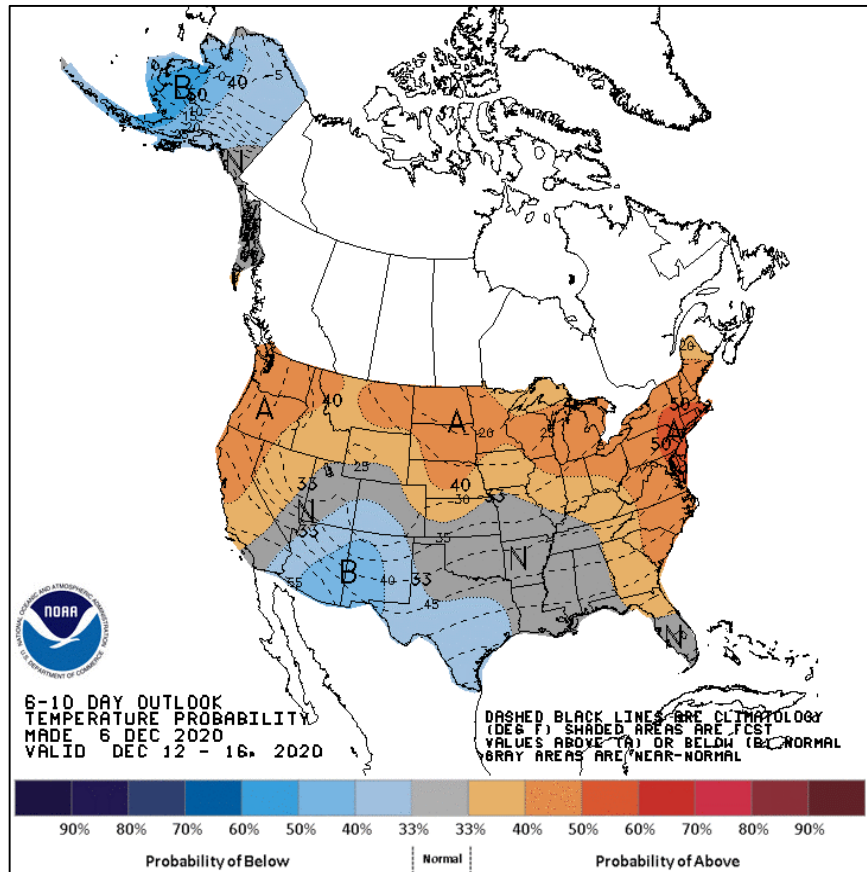
Tomorrow



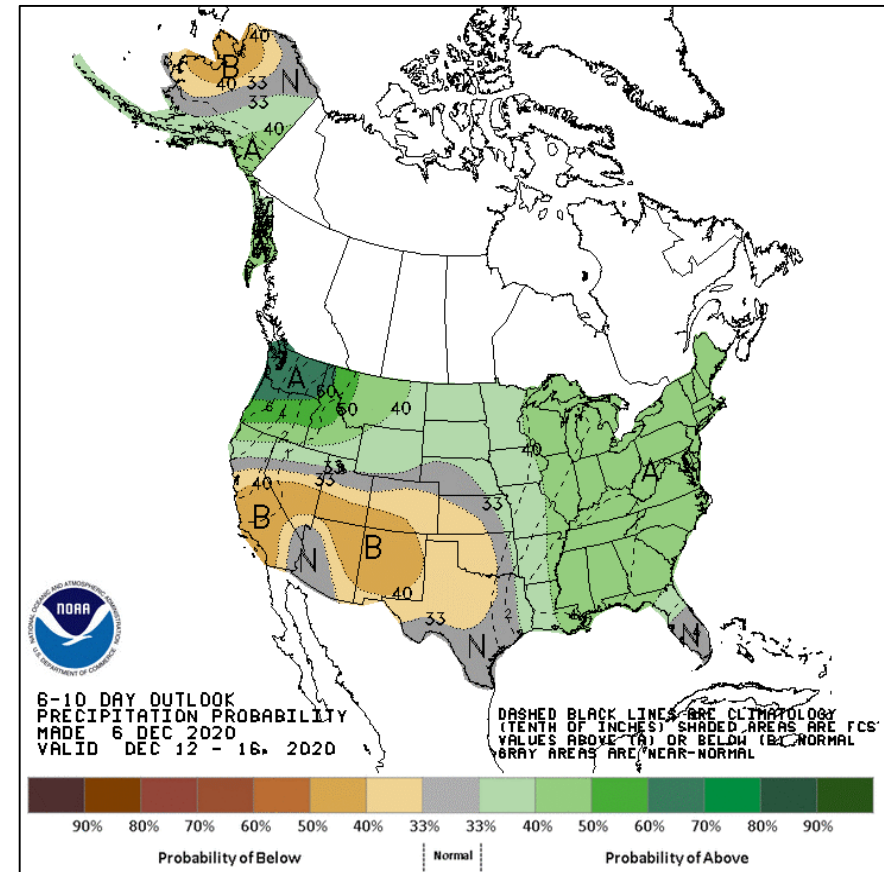
FEMA

National Watch Center

# Long Range Outlooks – Dec 12 - 16



6-10 Day Temperature Probability



6-10 Day Precipitation Probability



FEMA

National Watch Center

# Wildfire Summary

Fire Name (County, ST)	FMAG #	Acres Burned	Percent Contained	Evacuations	Structures (Homes / Other)			Fatalities / Injuries
					Threatened	Damaged	Destroyed	
<b>California</b>								
Bond (Orange County, CA) <b>FINAL</b>	5383-FM-CA	7,375	55% (+10)	M: <b>Lifted</b>	H: 5,780	H: <b>12 (+6)</b>	H: <b>11 (+4)</b>	0 / 0
				V: 0	O: 0	O: <b>9 (+6)</b>	O: <b>20 (+10)</b>	

(Evacuations: M = Mandatory / V = Voluntary; Structures: H = Homes and Mixed Commercial/Residential / O = Non-residential Commercial/Other Minor Structures)



**FEMA**

# Joint Preliminary Damage Assessments

Region	State / Location	Event	IA	Number of Counties		Start - End
			PA	Requested	Complete	
IV	NC	TC Eta Nov 12	IA	0	0	N/A
			PA	15	0	12/4 - TBD
VI	OK	Ice Storm Oct 25 and continuing	IA	0	0	N/A
			PA	39	26	11/4 - TBD
VIII	CO	Wildfires Aug 11 and continuing	IA	3	3	11/2 - 11/20
			PA	4	0	11/9 - TBD



FEMA



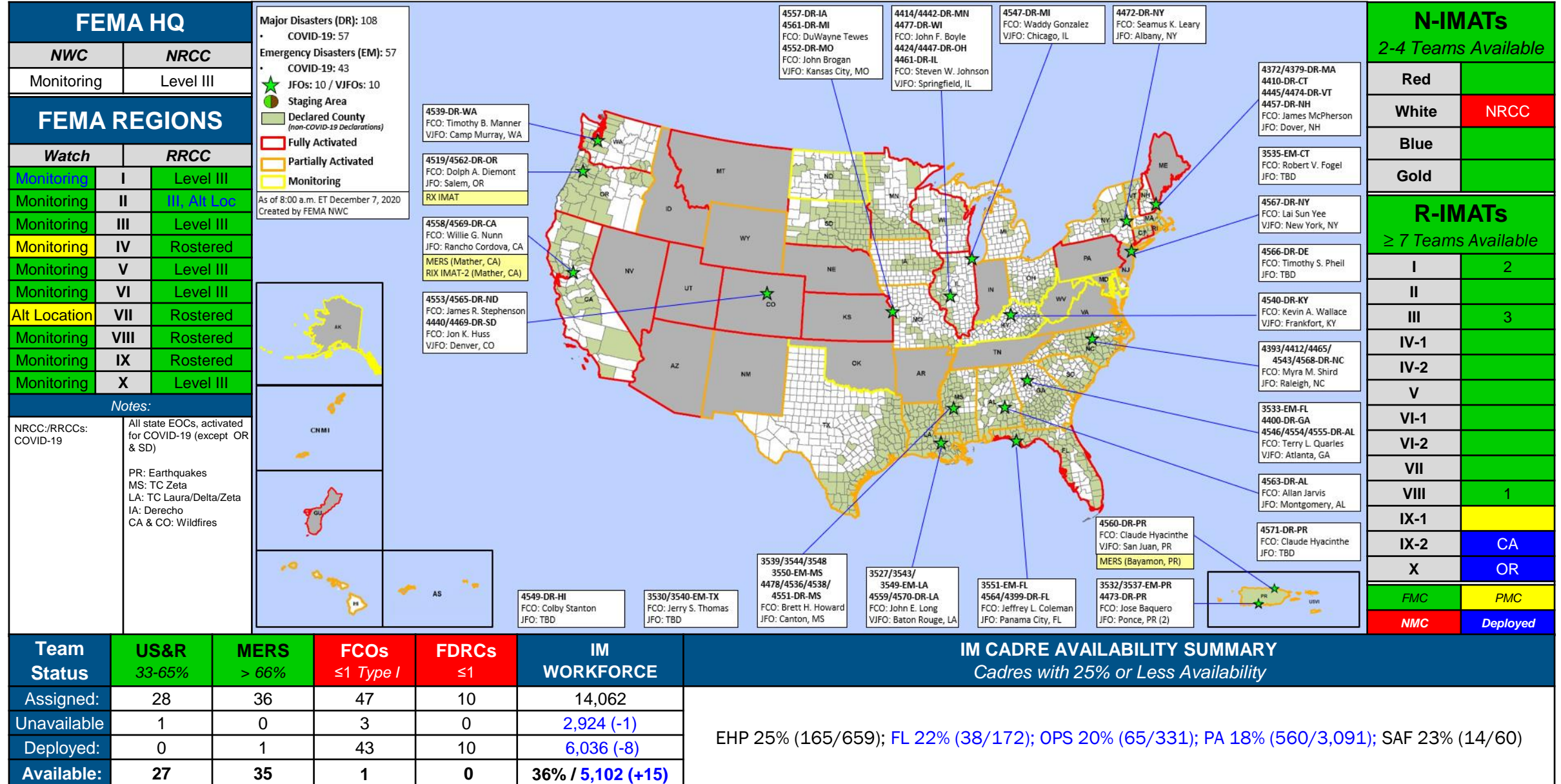
# Declaration Requests in Process – 14

State / Tribe / Territory – Incident Description	Type	IA	PA	HM	Requested
Poarch Band of Creek Indians – COVID-19 Pandemic	DR	X	X		5/15
WA – Wildfires and Straight-Line Winds	DR	X	X	X	9/16
NJ – Tropical Storm Isaias	DR		X	X	9/28
CT – Tropical Storm Isaias	DR		X	X	9/30
TX – Hurricane Hanna	DR		X	X	9/30
TX – Hurricane Laura	DR	X	X	X	9/30
UT – Severe Storm and Straight-line Winds	DR		X	X	10/7
AL – Hurricane Zeta	DR		X	X	10/29
MD – Tropical Storm Isaias (Appeal)	DR		X	X	11/12
OK – Severe Winter Storm and Straight-line Winds	DR		X	X	11/13
LA – Hurricane Zeta	DR	X	X	X	11/24
MS – Hurricane Zeta	DR	X	X	X	11/24
GA – Hurricane Zeta	DR		X	X	11/18
Navajo Nation – COVID-19 Pandemic	DR	X	X	X	12/3



**FEMA**

# FEMA Common Operating Picture





# FEMA

Helping people before, during, and after disasters.

*[Click here to subscribe to this briefing](#)*