

FEMA National Watch Center

Daily Operations Briefing

Tuesday, December 6, 2022

8:30 a.m. ET



FEMA

National Current Ops / Monitoring

New Significant Incidents / Ongoing Ops

- No significant incidents / operations

Hazard Monitoring

- Heavy Snow – Northern Rockies and Northern Plains
- Rain / Thunderstorms – Tennessee Valley and Southeast
- Tropical Activity:
 - Atlantic:
 - Disturbance 1: Med (50%)

Disaster Declaration Activity

- No new declaration activity

Event Monitoring

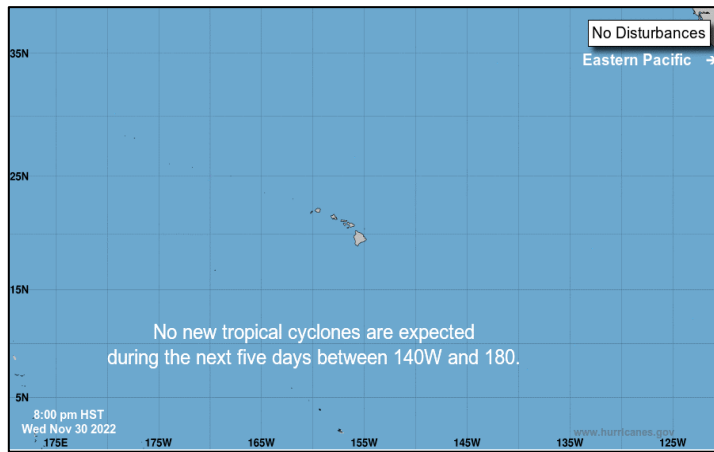
- U.S.-Africa Leaders Summit – Dec 13-15



FEMA

Tropical Outlook – Five-Day

Central Pacific



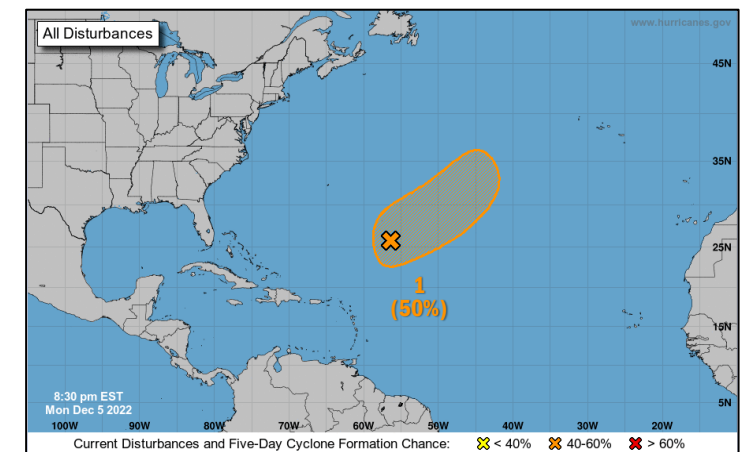
- No significant activity

Eastern Pacific



- No significant activity

Atlantic



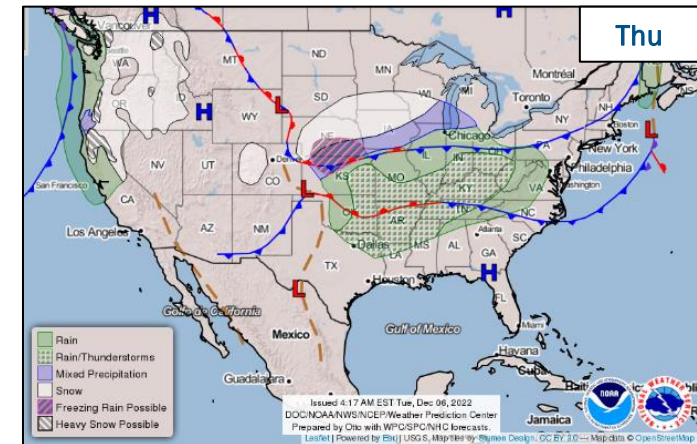
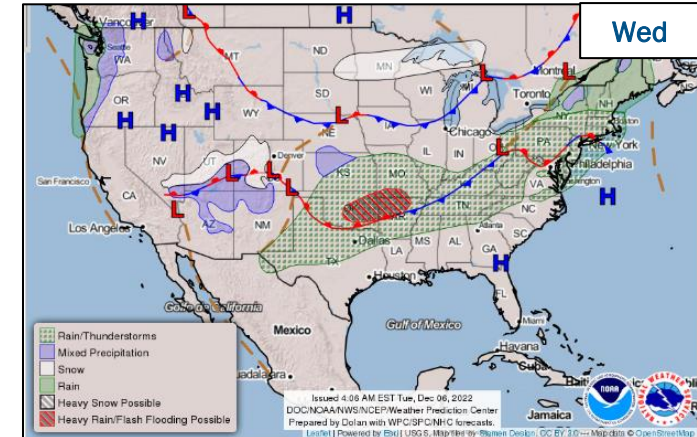
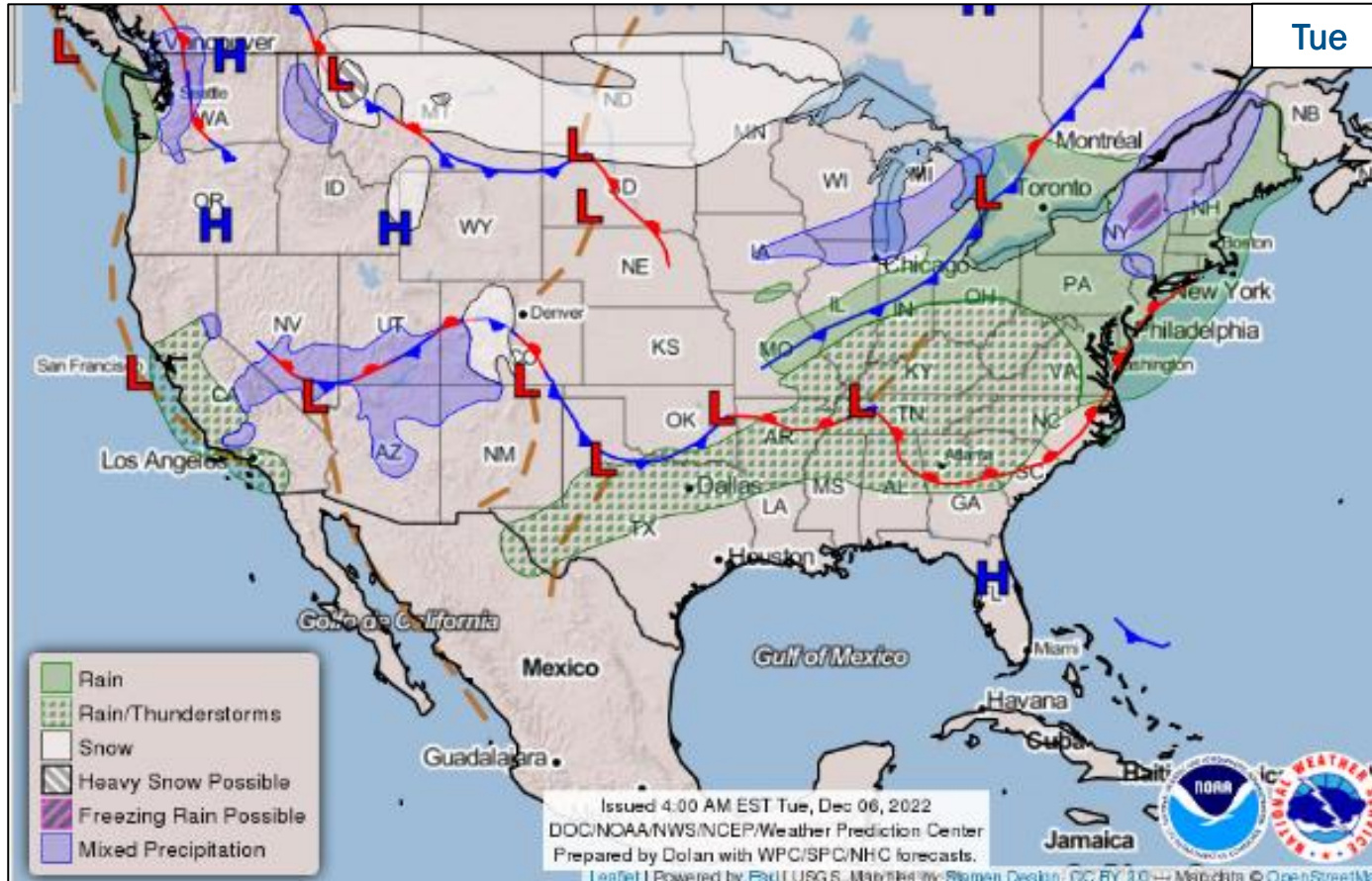
Disturbance 1 (as of 8:45 a.m. ET)

- 800 miles NE of the Northern Leeward Islands
- Formation chance – 48-hour: Med (50%); 5-day: Med (50%)
- No threats to U.S. interests



FEMA

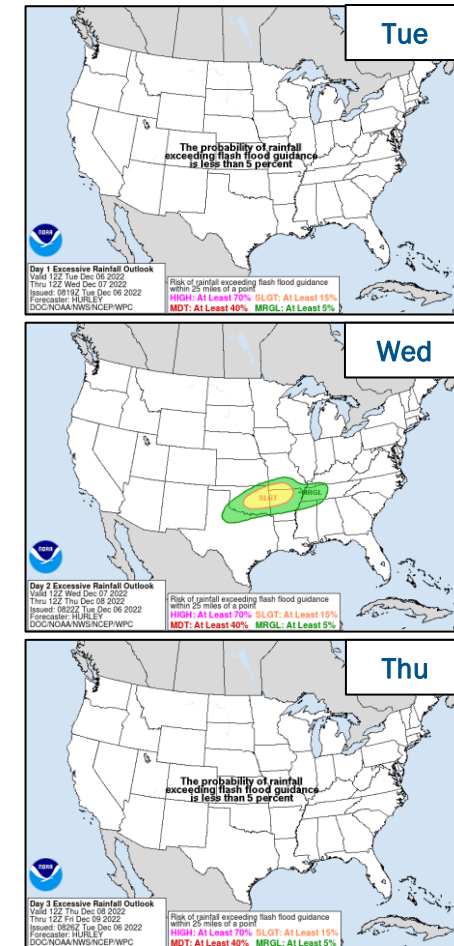
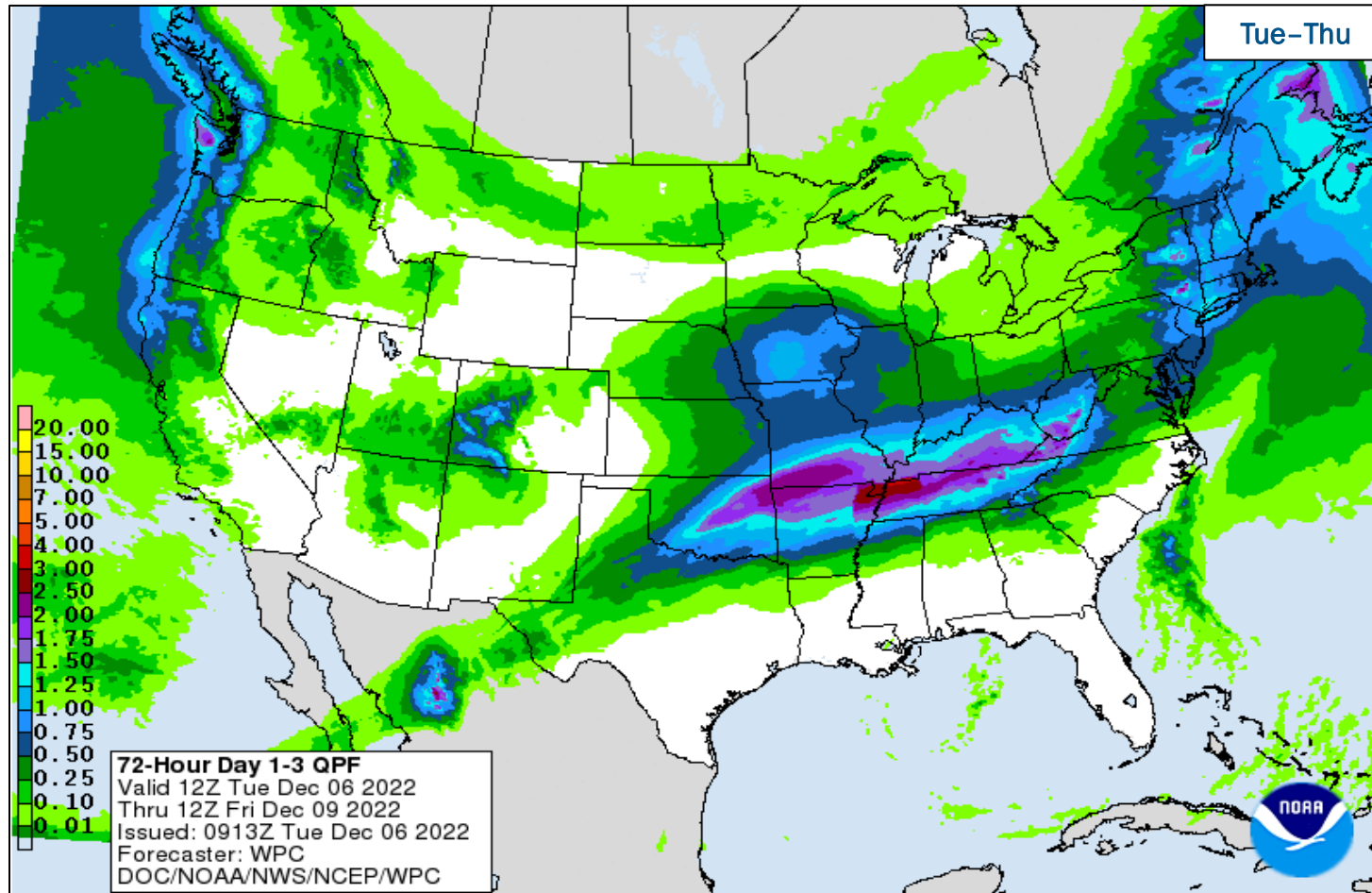
National Weather Forecast



FEMA

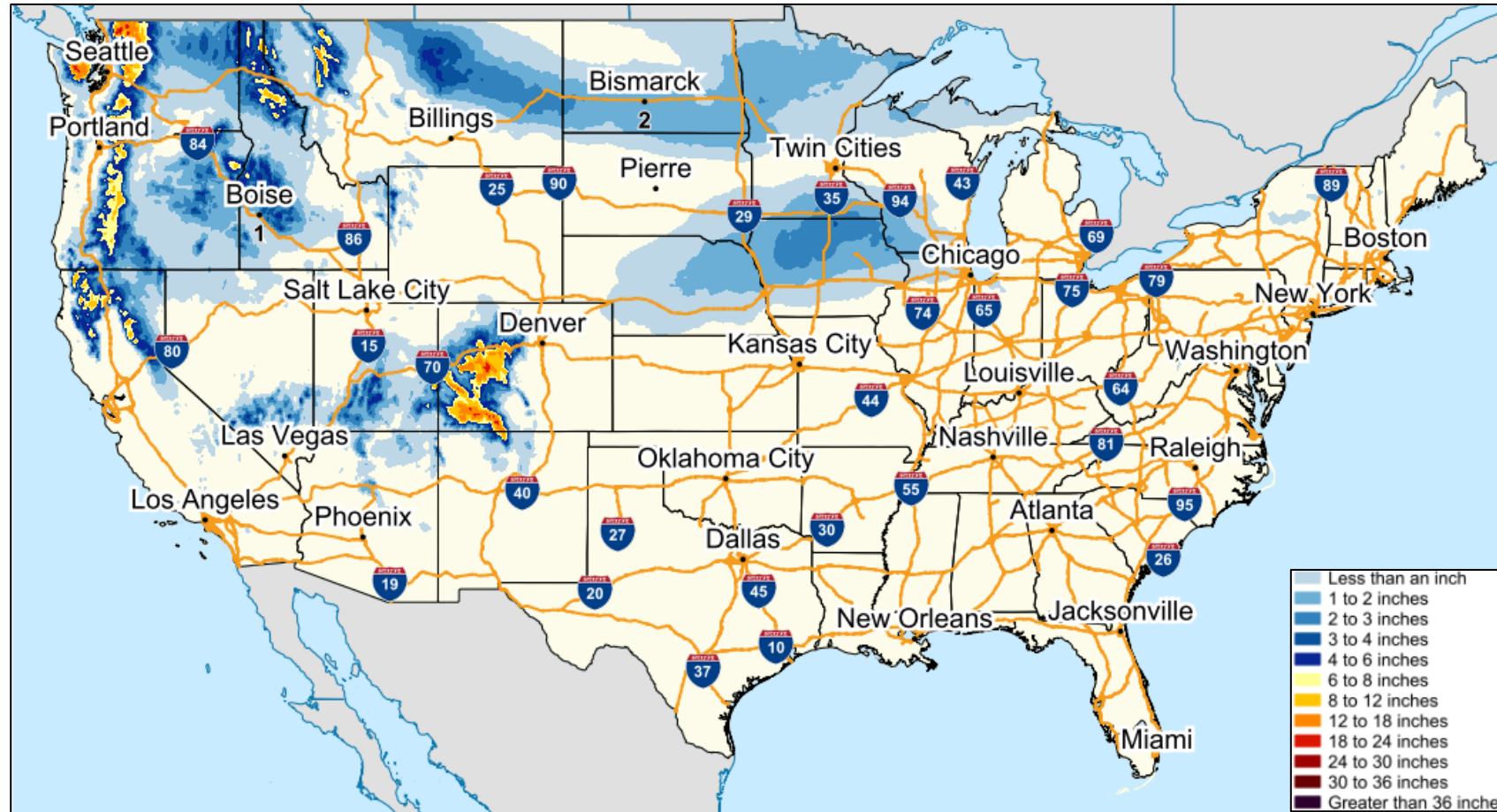
National Watch Center

Precipitation & Excessive Rainfall



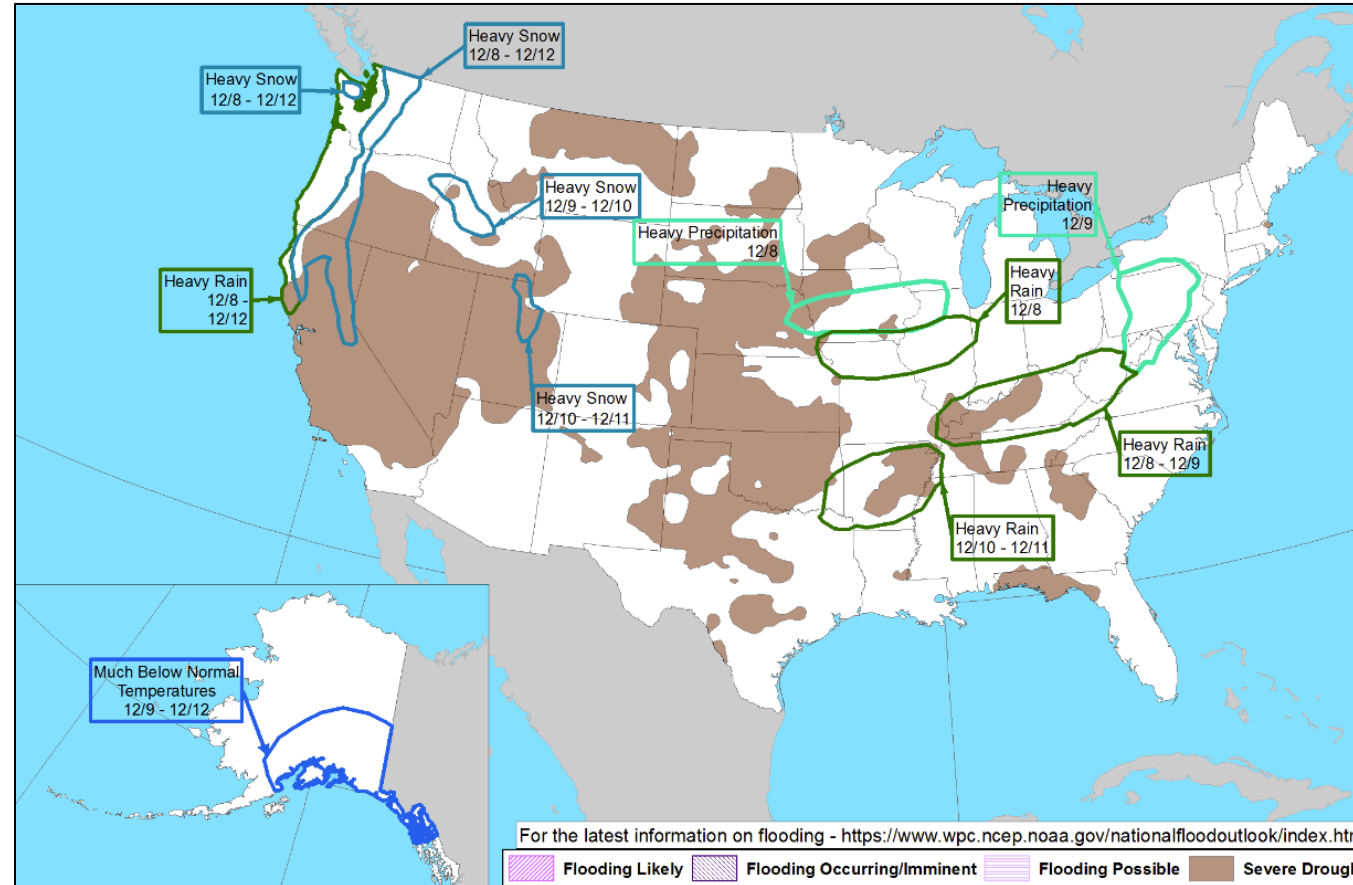
FEMA

Forecast Snowfall



FEMA

Hazards Outlook – Dec 8-12



FEMA

FEMA Common Operating Picture

14
Joint Field
Offices

9
Virtual Joint
Field Offices

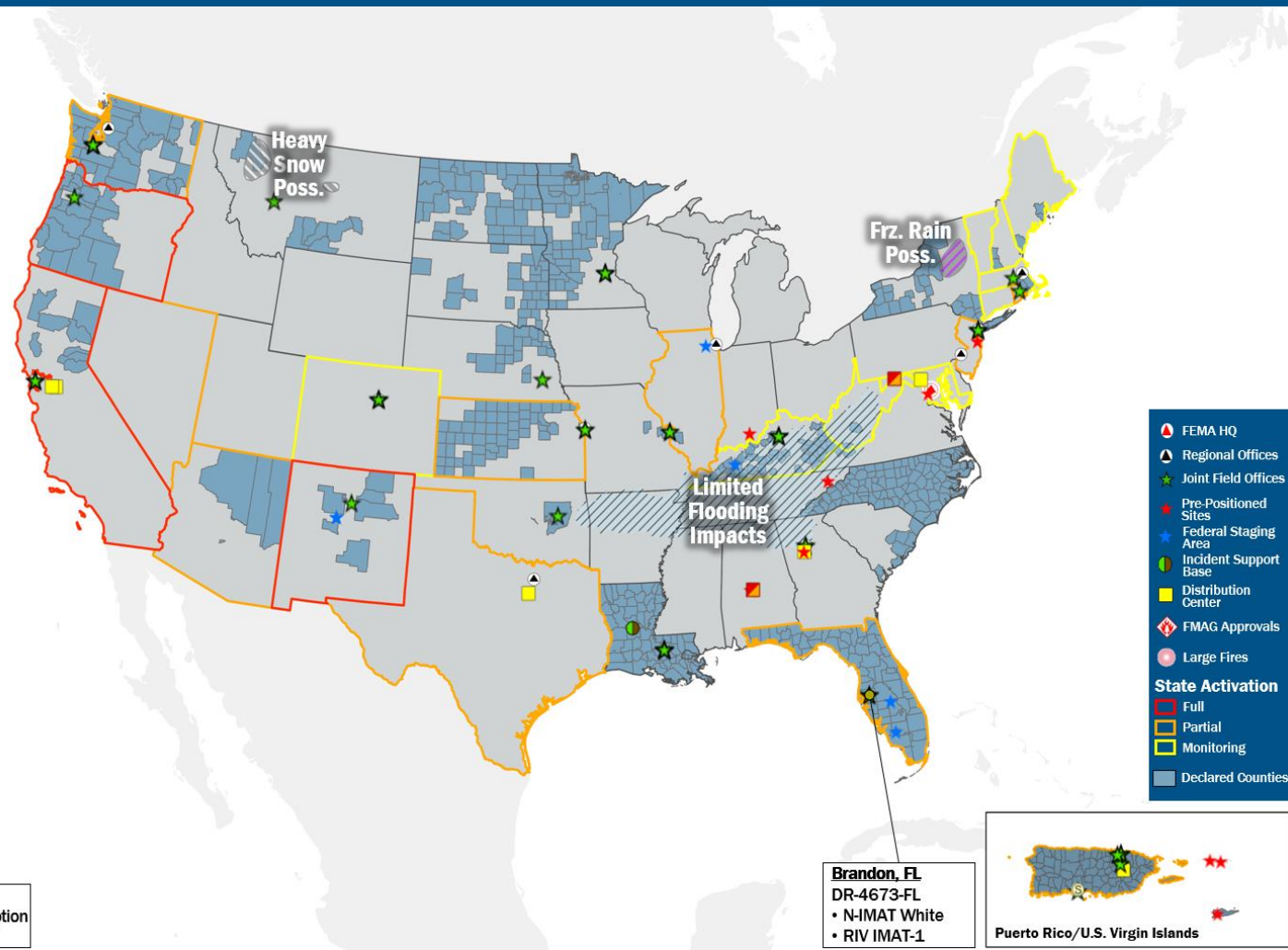
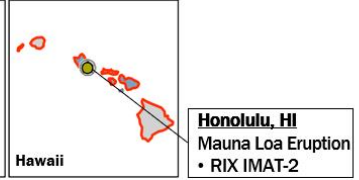
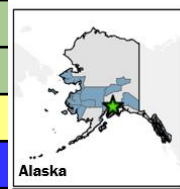
53
Major
Disasters

11
Emergency
Declarations

Tuesday
December 6, 2022
8:30 a.m. ET

FEMA HQ		N-IMATs 2-4 Teams Available	
NWC	NRCC	Red	
Monitoring	Rostered	White	FL
FEMA REGIONS		Blue	
Watch	RRCC	Gold	
Monitoring I	Rostered	R-IMATs ≥ 7 Teams Available	
Monitoring II	Rostered	I	
Monitoring III	Rostered	II	
Monitoring IV	Rostered	III	Personnel
Monitoring V	Rostered	IV-1	FL
Monitoring VI	Rostered	IV-2	
Monitoring VII	Rostered	V	1
Monitoring VIII	Rostered	VI-1	Personnel
Monitoring IX	Rostered	VI-2	
Monitoring X	Rostered	VII	
Notes:		VIII	
RWCs/RRCCs:	STATE EOCs:	IX-1	Personnel
	NJ: TC Ida, Monkeypox	IX-2	HI
	CO/NJ: Avian Influenza	X	
	PR: TC Fiona		
	FL: TC Ian		
	KY/NM: Flooding		
	IL: SW Border Bus Reception and Coordination		
	AZ/CO/NM: Wildfires		
	TX: Ongoing Operations		
	KS: All Hazards		
	AS: Seismic Activity		
	HI: Volcanic Activity		
	OR: Pediatric Respiratory Surge		
	WA: European Green Crabs		
Surge Capacity Force			
Rostered 7,701	Deployed 20	Fully Mission Capable (FMC)	
		Partially Mission Capable (PMC)	
		Not Mission Capable (NMC)	
		Deployed	

REGIONAL BREAKDOWN			
	JFO/VJFO	DR	EM
I	2/0	5	0
II	2/3	5	4
III	0/0	3	0
IV	2/1	7	4
V	1/0	4	0
VI	2/1	3	3
VII	2/1	4	0
VIII	1/1	4	0
IX	0/1	6	0
X	2/1	12	0



IM Workforce

13,476 (+11) Assigned
4,080 (+35) Unavailable
6,000 (-28) Deployed

25% / 3,407 (+4) Available

IM Cadre Availability ≤ 25% Availability

Civil Rights: 20% (23/116); Disability Integration: 13% (8/64); External Affairs: 22% (110/492); Environmental Planning and Historic Preservation: 19% (160/848); Field Leadership: 13% (19/143); Hazard Mitigation: 15% (192/1,268); Human Resources: 23% (38/164); Interagency Recovery Coordination: 22% (67/304); Information Technology: 25% (150/603); Logistics: 25% (342/1,385); Operations: 16% (58/371); Public Assistance: 15% (334/2,282); Planning: 10% (48/481); Safety: 4% (3/74)

MERS

≥ 66%

36 Assigned
0 Unavailable
0 Deployed

36 Available

US&R

≥ 66%

28 Assigned
2 Unavailable
0 Deployed

26 Available

FCO

≤ 1 Type I

51 Assigned
1 (-1) Unavailable
42 (-1) (27 FCOR) Deployed

8 (+2) Available

Joint Preliminary Damage Assessments

Region	State / Location	Incident	IA	Number of Counties		Start - End
			PA	Requested	Complete	
VI	OK	Severe Storms, Tornadoes, and Floods Nov 4 and continuing	IA	0	0	N/A
			PA	4	0	11/18 - TBD
X	WA	Severe Storm, Flooding and High Winds Nov 3-7	IA	0	0	N/A
			PA	7	0	TBD - TBD



FEMA

Declaration Requests in Process – 6

State / Tribe / Territory – Incident Description	Type	IA	PA	HM	Requested
OR – Wildfires and Straight-line Winds	EM		X		Sep 9
GA – Flooding	DR	X			Oct 4
UT – Severe Storms and Flooding	DR		X	X	Oct 19
CA – Heat Dome and Wildfires	DR	X	X	X	Oct 26
Havasupai Tribe – Flooding	DR		X	X	Nov 30
FL – Hurricane Nicole	DR	X	X	X	Dec 2



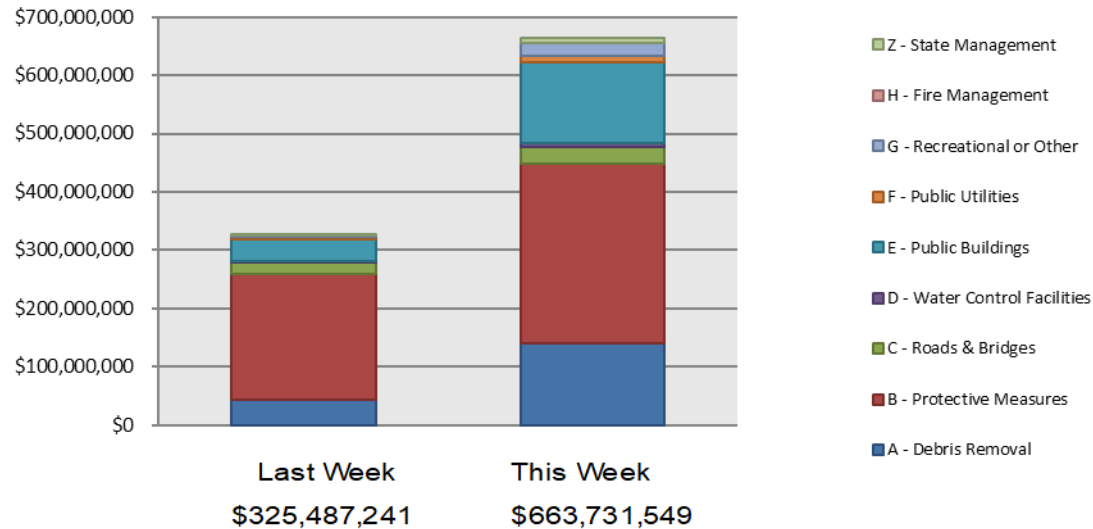
FEMA

Public Assistance Grant Program

PA Project Worksheets Obligated in past week, as of 12/5/2022 at 1500 EDT

PA Category	Emergency Work		Permanent Work				H - Fire Management	Z - State Management	Total	
	A - Debris Removal	B - Protective Measures	C - Roads & Bridges	D - Water Control Facilities	E - Public Buildings	F - Public Utilities				G - Recreational or Other
Number Of PWs Obligated	50	219	78	10	57	27	27	0	52	520
Federal Share Obligated	\$139,662,322.59	\$307,616,714.55	\$29,825,013.79	\$6,698,463	\$138,577,472.57	\$11,292,546.32	\$21,894,396.49	\$0	\$8,164,619.23	\$663,731,548.94

Public Assistance Obligated per Category 11/21/2022 through 12/5/2022



COVID-19 Obligated as of 12/5/2022

- Total Public Assistance Obligated: \$58,137,112,637

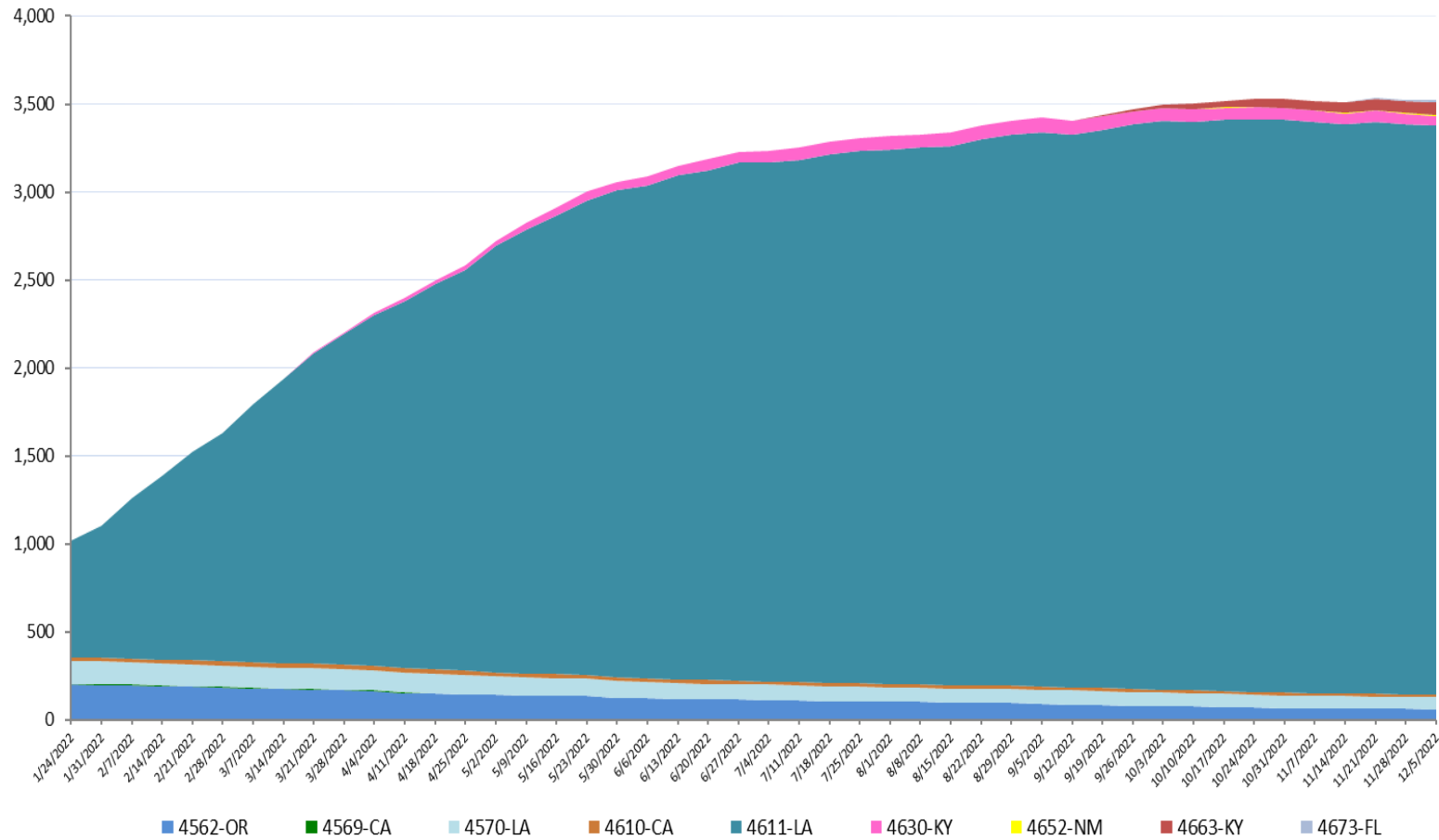
This Week's PA Highlights

- In 4459-LA
\$62 Million obligated for Category B – Protective Measures
- In 4490-MO
\$58.6 Million obligated for Category B – Protective Measures
- In 4340-VI
\$47.5 Million obligated for Category E – Public Buildings

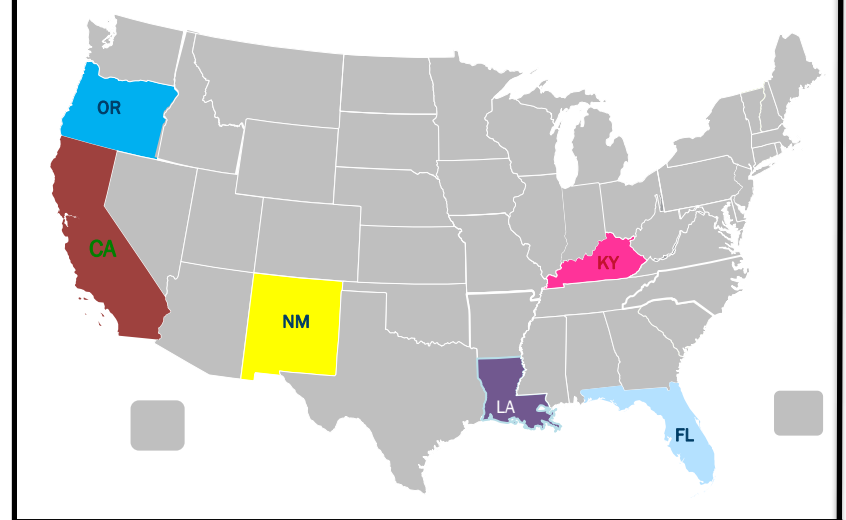
Direct Housing

Total Households in FEMA Direct Housing per State

Past Year per Week, 1/24/2022 - 12/5/2022. There are currently **4,278** Households Occupying **4,302** Temporary Units.



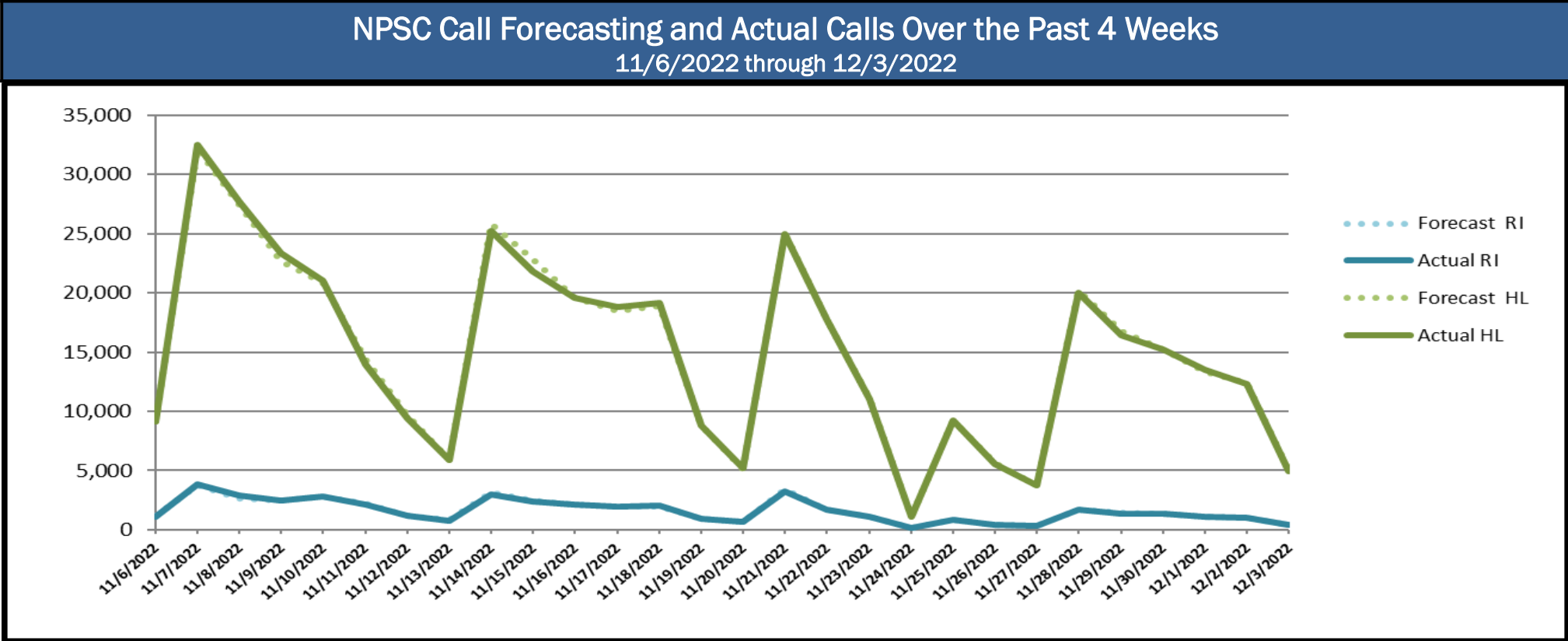
DR	IA Declaration Date	Program End Date	Current # of Households in Direct Housing (Weekly Change)
4673-FL	9/29/2022	3/29/2024	16 (3)
4663-KY	7/29/2022	1/29/2024	69 (4)
4652-NM	5/4/2022	11/4/2023	6 (1)
4630-KY	12/12/2021	6/13/2023	55 (-1)
4611-LA	8/29/2021	2/28/2023	3234 (-8)
4610-CA	8/24/2021	2/24/2023	15 (0)
4570-LA	10/16/2020	4/16/2022	68 (0)
4562-OR	9/15/2020	3/15/2022	60 (-3)
4559-LA	8/28/2020	2/28/2022	755 (-14)



States with Currently Occupied Units

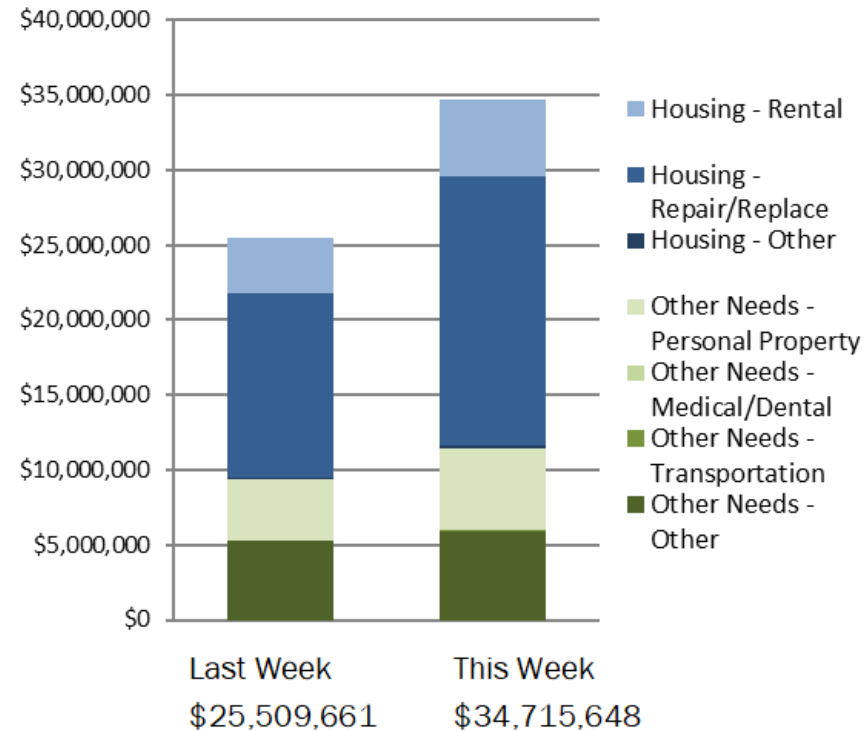
NPSC Call Activity

NPSC Call Activity in the Past Week 11/27/2022 through 12/03/2022		
Call Type	Projected Calls	Actual Calls
Registration Intake:	7,349	7,254
Helpline:	86,676	86,202
Combined:	94,025	93,456



Individual Assistance Activity

IHP Approved per Category in the Past
2 Weeks - 11/21/2022 through 12/5/2022





FEMA

Helping people before, during, and after disasters.



Scan to subscribe to this briefing.