

FEMA National Watch Center

# Daily Operations Briefing

Monday, December 5, 2022

8:30 a.m. ET



**FEMA**

# National Current Ops / Monitoring

---

## New Significant Incidents / Ongoing Ops

- No significant incidents / operations

## Hazard Monitoring

- Heavy snow – Sierra Nevada in CA, Northern/Central Rockies
- Heavy rain and flash flooding – Tennessee Valley and Southern Appalachians
- Freezing rain – Upper Mississippi Valley

---

## Disaster Declaration Activity

- No new declaration activity

---

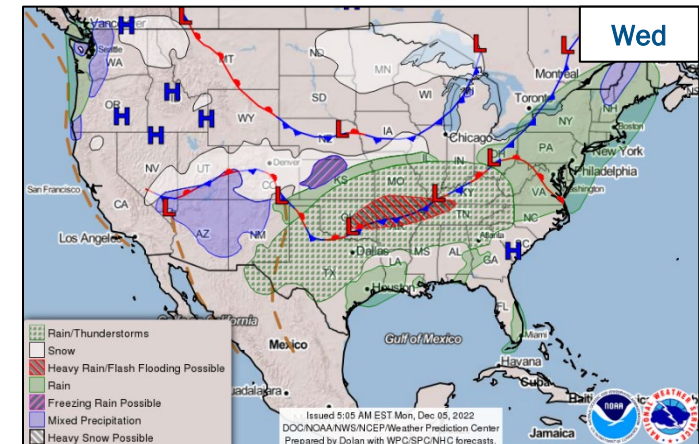
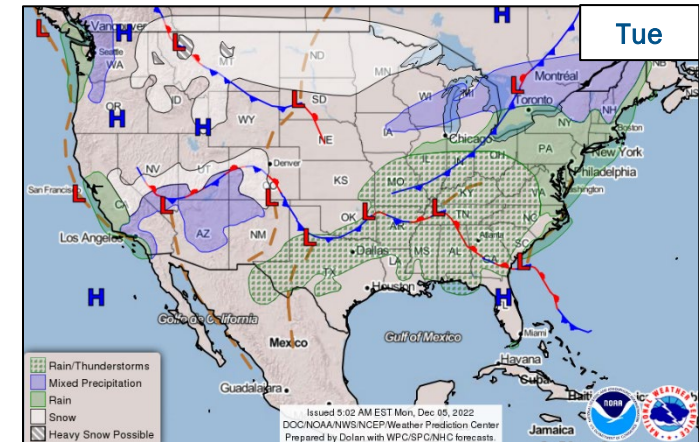
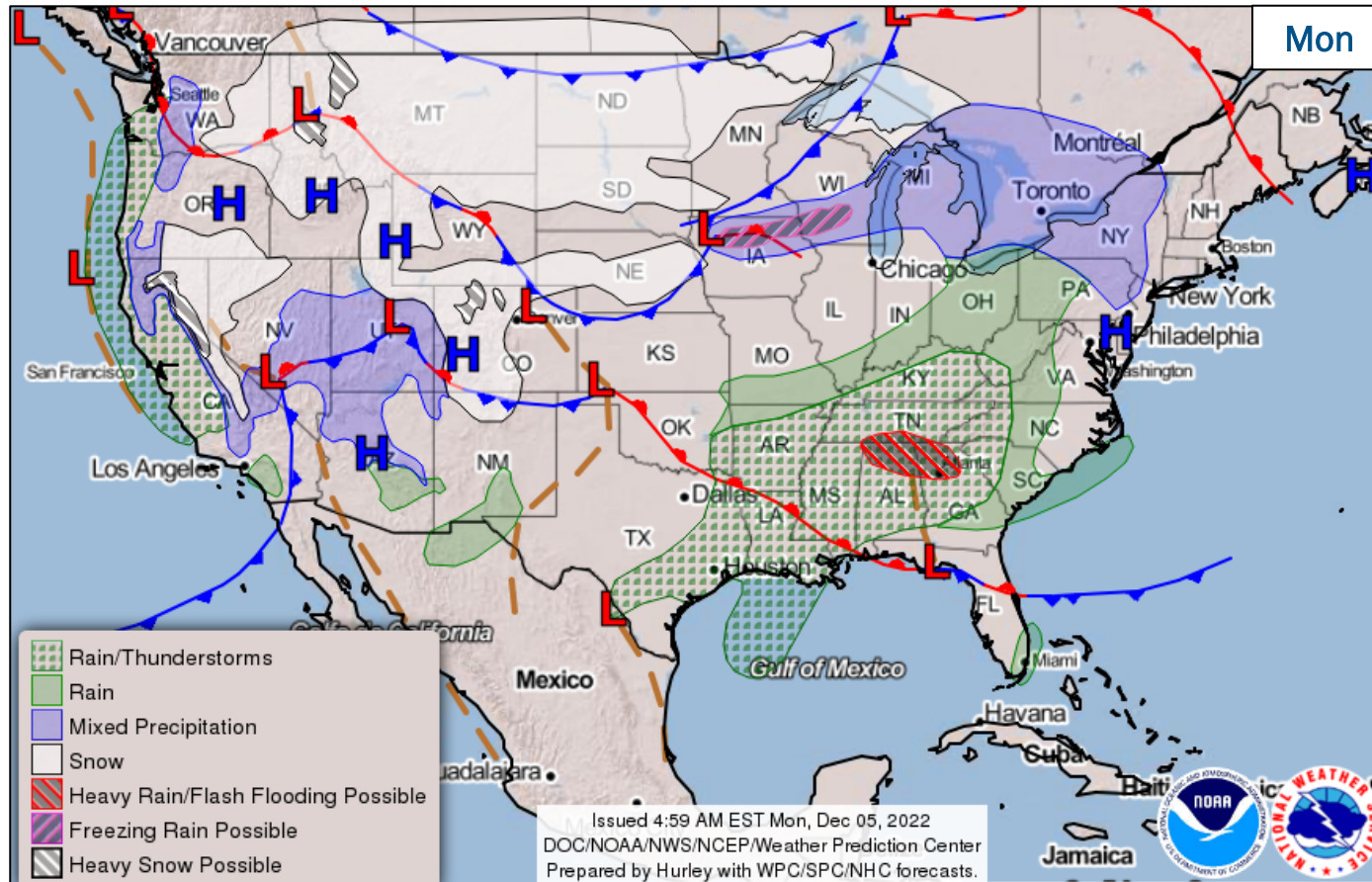
## Event Monitoring

- No significant events



**FEMA**

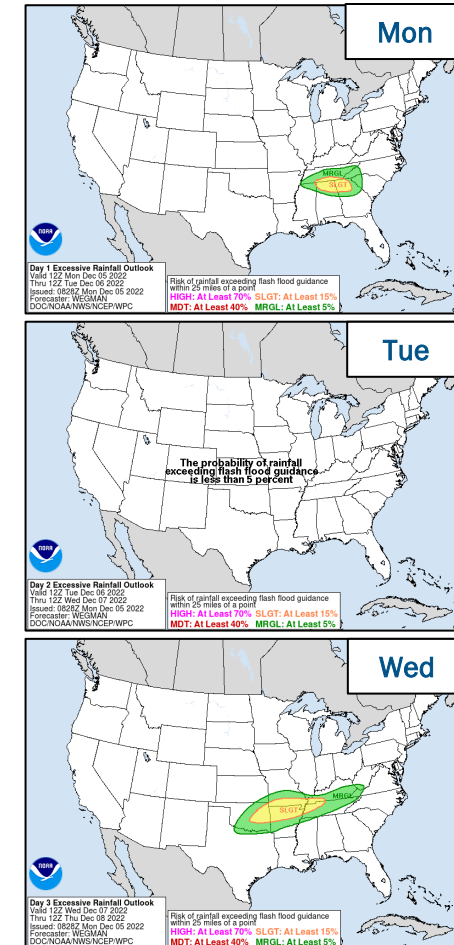
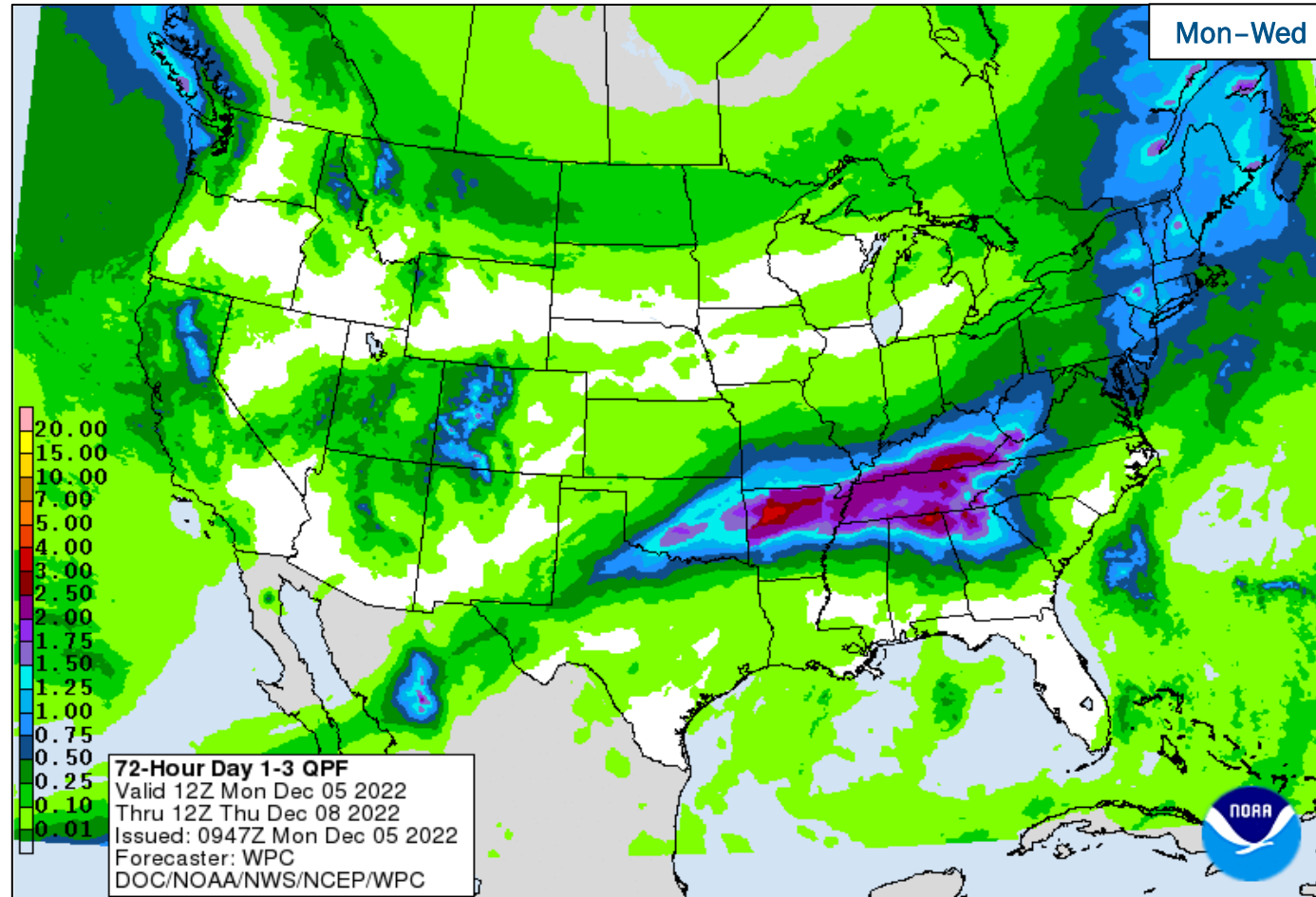
# National Weather Forecast



FEMA

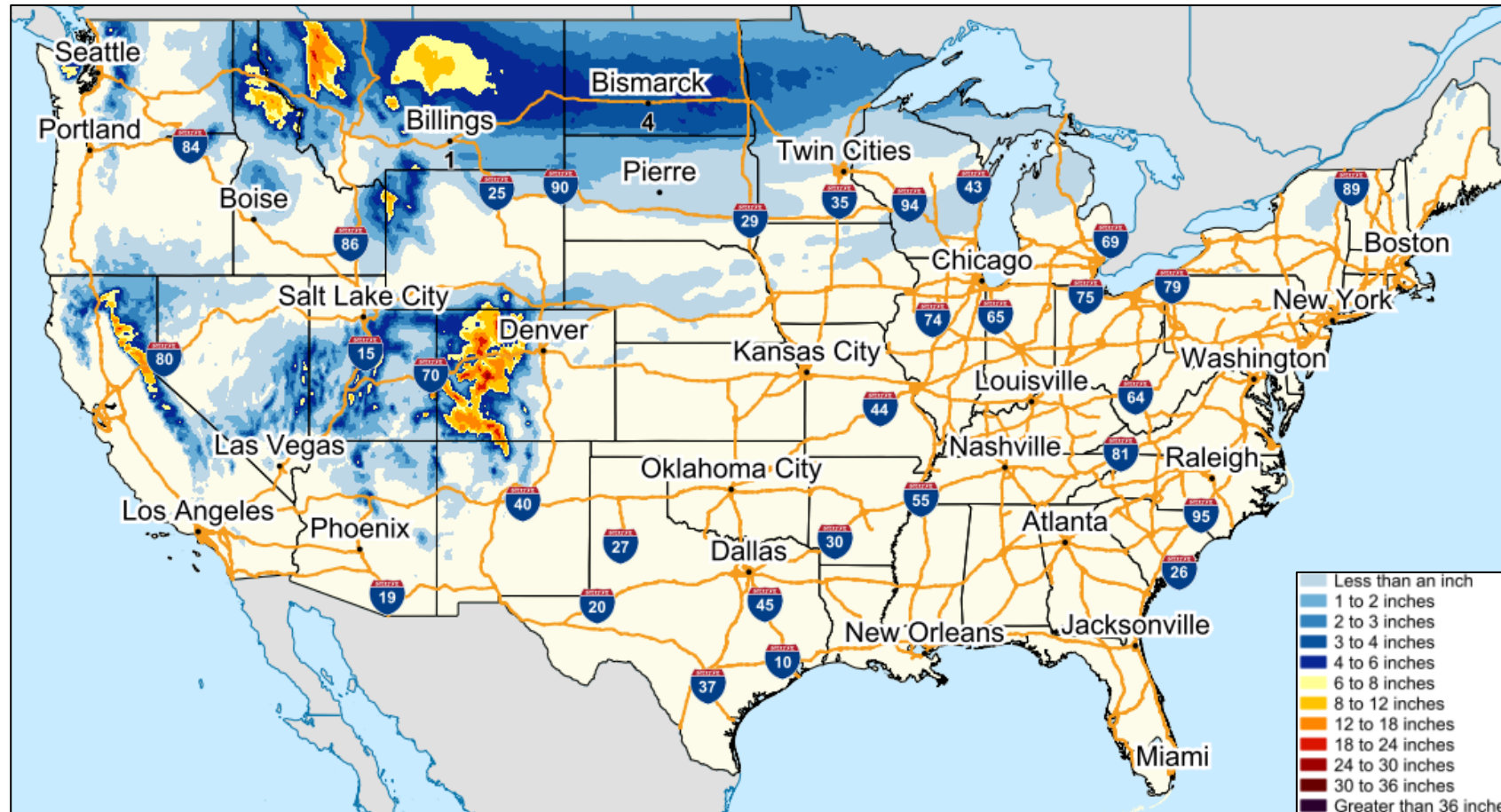
National Watch Center

# Precipitation & Excessive Rainfall



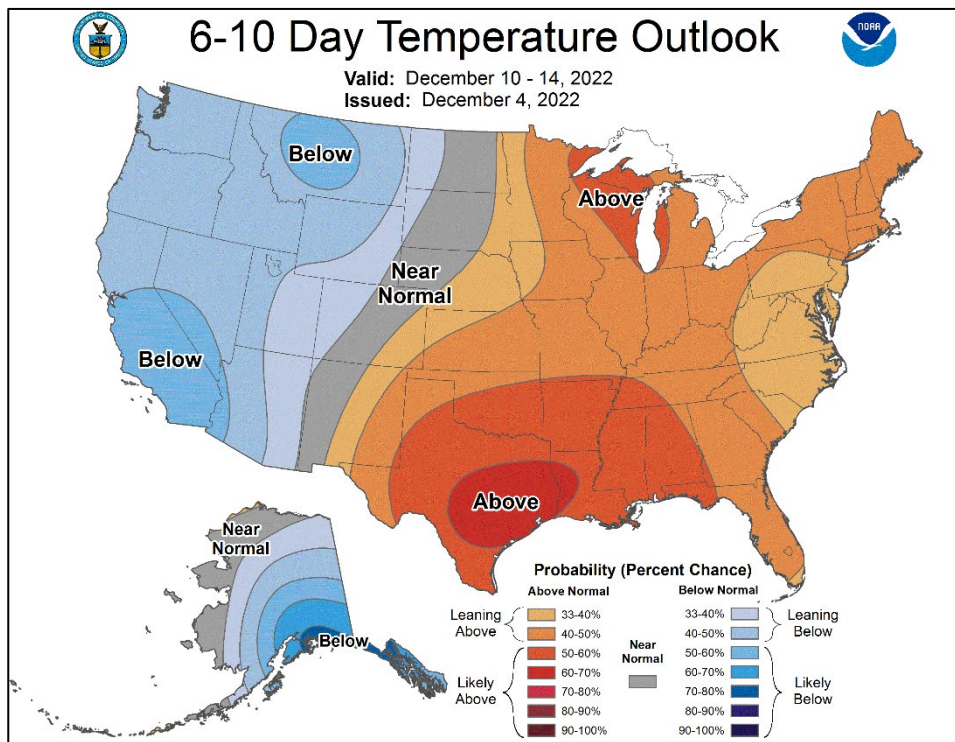
FEMA

# Forecast Snowfall

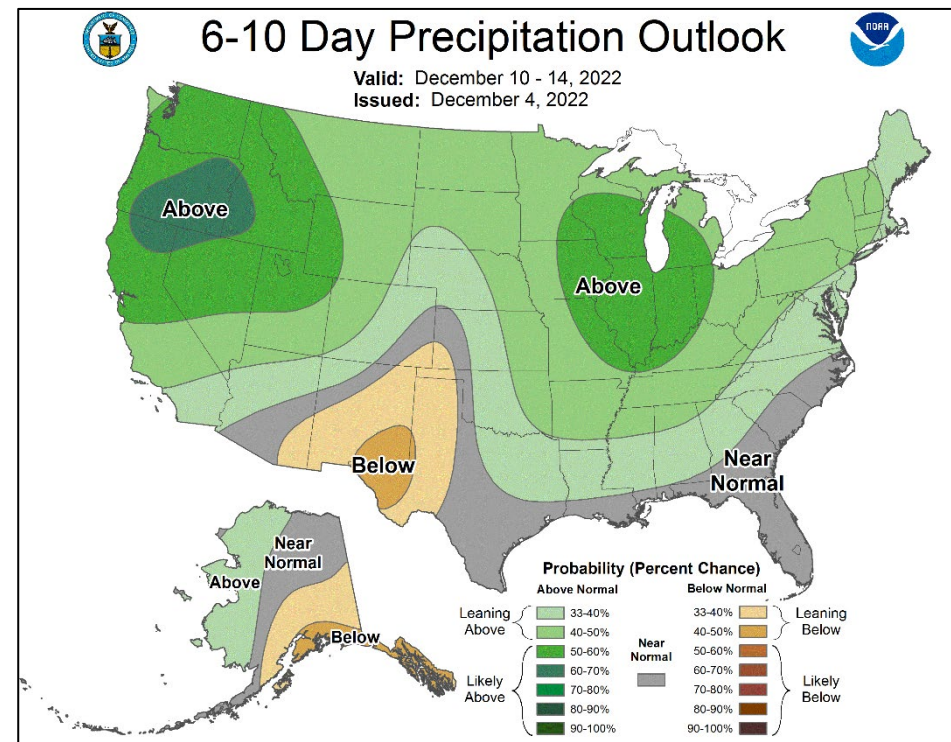


FEMA

# Long Range Outlooks – Dec 10-14



6-10 Day Temperature Probability



6-10 Day Precipitation Probability

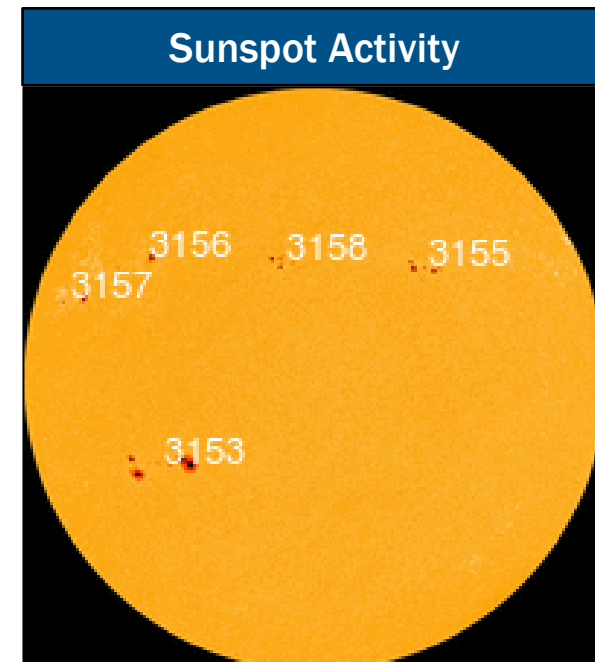



FEMA

# Space Weather Outlook

	Space Weather Activity	Geomagnetic Storms	Solar Radiation	Radio Blackouts
Past 24 Hours	None	None	None	None
Next 24 Hours	None	None	None	None

For further information on NOAA Space Weather Scales refer to: <http://www.swpc.noaa.gov/noaa-scales-explanation>  
 For further information on Sunspot Activity refer to: <https://www.swpc.noaa.gov/phenomena/sunspotssolar-cycle>



FEMA

# FEMA Common Operating Picture

**14**  
Joint Field  
Offices

**9**  
Virtual Joint  
Field Offices

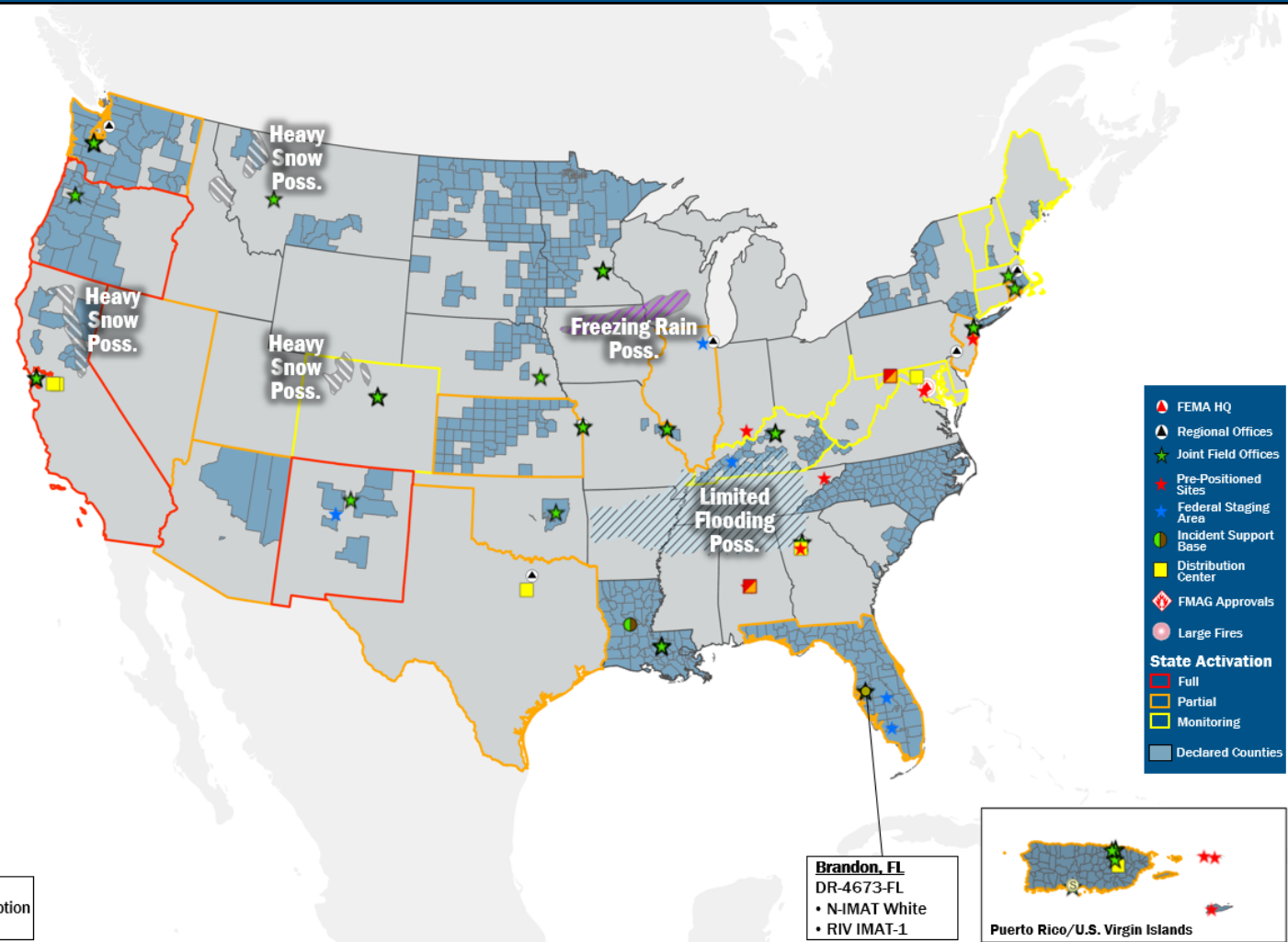
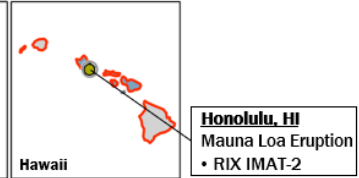
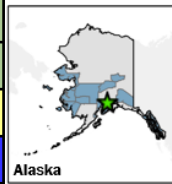
**53**  
Major  
Disasters

**11**  
Emergency  
Declarations

Monday  
December 5, 2022  
8:30 a.m. ET

FEMA HQ		N-IMATs 2-4 Teams Available	
NWC	NRCC	Red	
Monitoring	Rostered	White	FL
FEMA REGIONS		Blue	
Watch	RRCC	Gold	
Monitoring I	Rostered	R-IMATs ≥ 7 Teams Available	
Monitoring II	Rostered	I	
Monitoring III	Rostered	II	
Monitoring IV	Rostered	III	Personnel
Monitoring V	Rostered	IV-1	FL
Monitoring VI	Rostered	IV-2	
Monitoring VII	Rostered	V	1
Monitoring VIII	Rostered	VI-1	Personnel
Monitoring IX	Rostered	VI-2	
Monitoring X	Rostered	VII	
Notes:		VIII	
RWCs/RRCCs:	STATE EOCs:	IX-1	Personnel
	<ul style="list-style-type: none"> <li>NJ: TC Ida, Monkeypox</li> <li>CO/NJ: Avian Influenza</li> <li>PR: TC Fiona</li> <li>FL: TC Ian</li> <li>KY/NM: Flooding</li> <li>IL: SW Border Bus Reception and Coordination</li> <li>AZ/CO/NM: Wildfires</li> <li>TX: Ongoing Operations</li> <li>KS: All Hazards</li> <li>AS: Seismic Activity</li> <li>HI: Volcanic Activity</li> <li>OR: Pediatric Respiratory Surge</li> <li>WA: European Green Crabs</li> </ul>	IX-2	HI
Surge Capacity Force		X	
Rostered 7,701	Deployed 20	<ul style="list-style-type: none"> <li>Fully Mission Capable (FMC)</li> <li>Partially Mission Capable (PMC)</li> <li>Not Mission Capable (NMC)</li> <li>Deployed</li> </ul>	

REGIONAL BREAKDOWN			
	JFO/VJFO	DR	EM
I	2/0	5	0
II	2/3	5	4
III	0/0	3	0
IV	2/1	7	4
V	1/0	4	0
VI	2/1	3	3
VII	2/1	4	0
VIII	1/1	4	0
IX	0/1	6	0
X	2/1	12	0



**Brandon, FL**  
DR-4673-FL  
• N-IMAT White  
• RIV IMAT-1



## IM Workforce

13,476 (-2) Assigned  
4,045 (-6) Unavailable  
6,028 (-29) Deployed

25% / 3,403 (+33) Available

## IM Cadre Availability ≤ 25% Availability

Civil Rights: 20% (23/116); Disability Integration: 13% (8/64); External Affairs: 22% (109/492); Environmental Planning and Historic Preservation: 18% (156/848); Field Leadership: 15% (21/143); Hazard Mitigation: 15% (190/1,267); Human Resources: 23% (37/164); Interagency Recovery Coordination: 21% (64/304); Information Technology: 25% (151/603); Logistics: 25% (348/1,385); Operations: 16% (60/371); Public Assistance: 14% (328/2,281); Planning: 11% (54/481); Safety: 9% (7/74); Security 25% (36/142)

## MERS

≥ 66%

36 Assigned  
0 Unavailable  
0 Deployed

36 Available

## US&R

≥ 66%

28 Assigned  
2 Unavailable  
0 Deployed

26 Available

## FCO

≤ 1 Type I

51 Assigned  
2 Unavailable  
43 (27 FCOR) Deployed

6 Available



# Joint Preliminary Damage Assessments

Region	State / Location	Incident	IA	Number of Counties		Start - End
			PA	Requested	Complete	
VI	OK	Severe Storms, Tornadoes, and Floods Nov 4 and continuing	IA	0	0	N/A
			PA	4	0	11/18 - TBD
X	WA	Severe Storm, Flooding and High Winds Nov 3-7	IA	0	0	N/A
			PA	7	0	12/7 - TBD



**FEMA**

# Declaration Requests in Process – 7

State / Tribe / Territory – Incident Description	Type	IA	PA	HM	Requested
OR – Wildfires and Straight-line Winds	EM		X		Sep 9
GA – Flooding	DR	X			Oct 4
UT – Severe Storms and Flooding	DR		X	X	Oct 19
CA – Heat Dome and Wildfires	DR	X	X	X	Oct 26
WV – Severe Storms, Flooding, Landslides, and Mudslides <i>Two of four incident periods previously declared</i>	DR	X	X	X	Oct 14
Havasupai Tribe – Flooding	DR		X	X	Nov 30
FL – Hurricane Nicole	DR	X	X	X	Dec 2



**FEMA**



# FEMA

Helping people before, during, and after disasters.



*Scan to subscribe to this briefing.*