

FEMA National Watch Center

Daily Operations Briefing

Wednesday, December 3, 2025

8:30 a.m. ET



FEMA

National Current Operations / Monitoring

New Significant Incidents / Ongoing Operations

- No new significant incidents / operations

Hazard Monitoring

- Heavy Snow – Central Rockies, Central Plains, Upper Great Lakes
- Rain/Thunderstorms – Southern Plains, Lower Mississippi Valley

Disaster Declaration Activity

- No new declaration activity

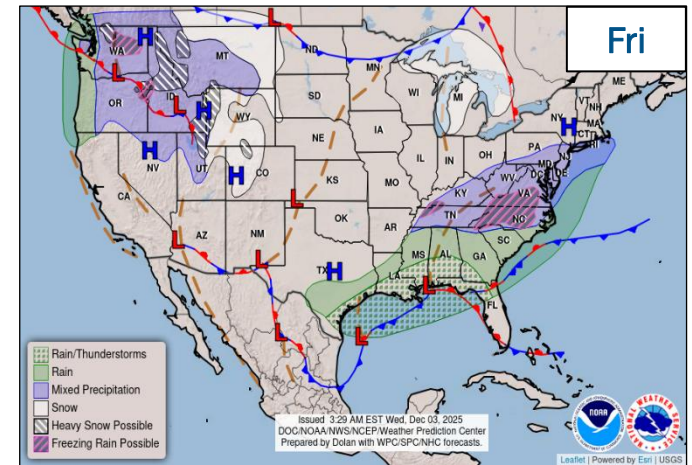
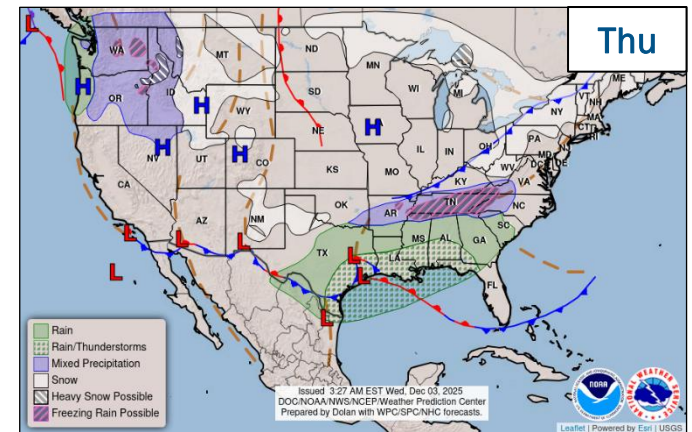
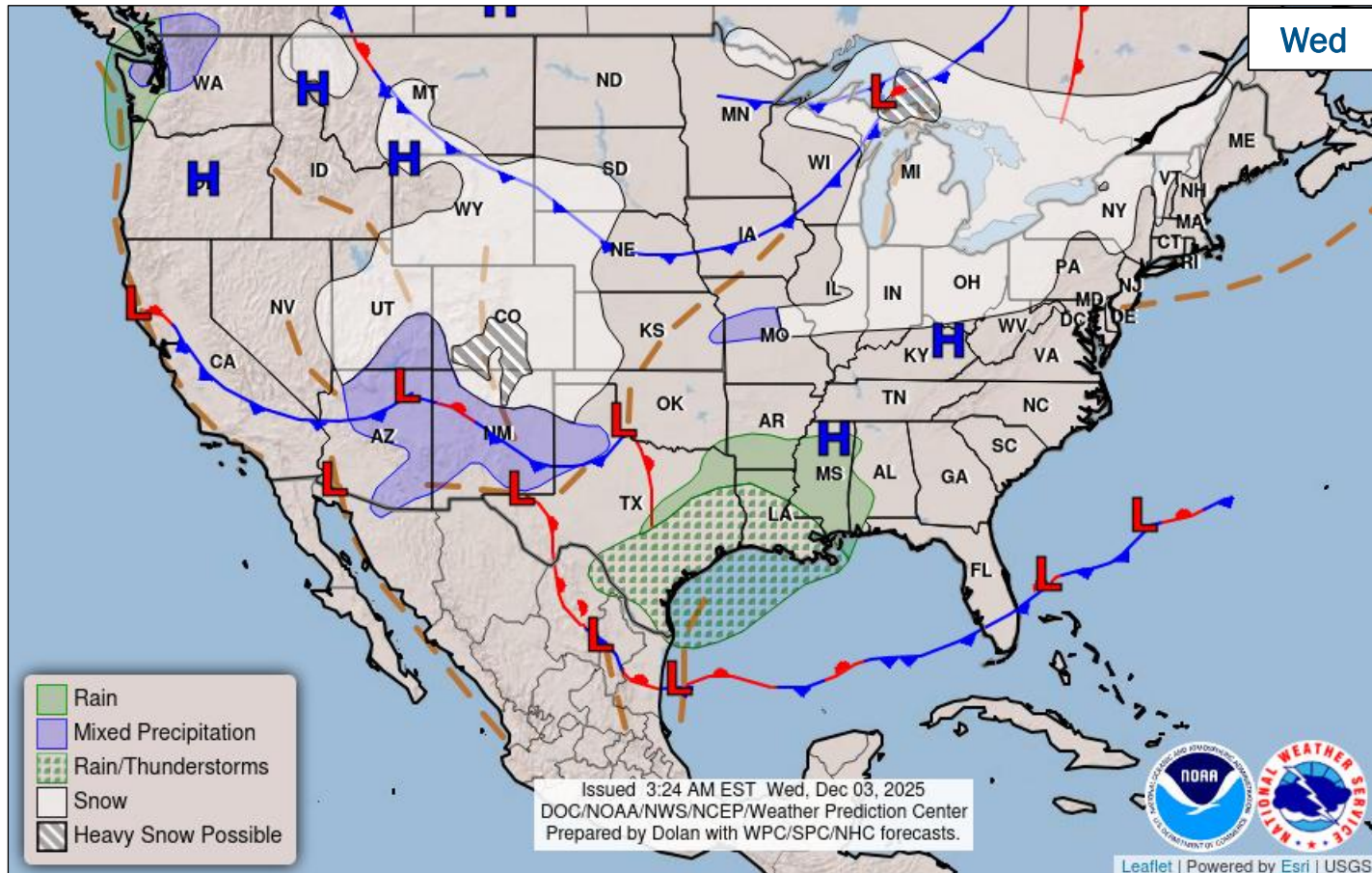
Event Monitoring

- No new significant events



FEMA

National Weather Forecast



FEMA

National Watch Center

FEMA Common Operating Picture

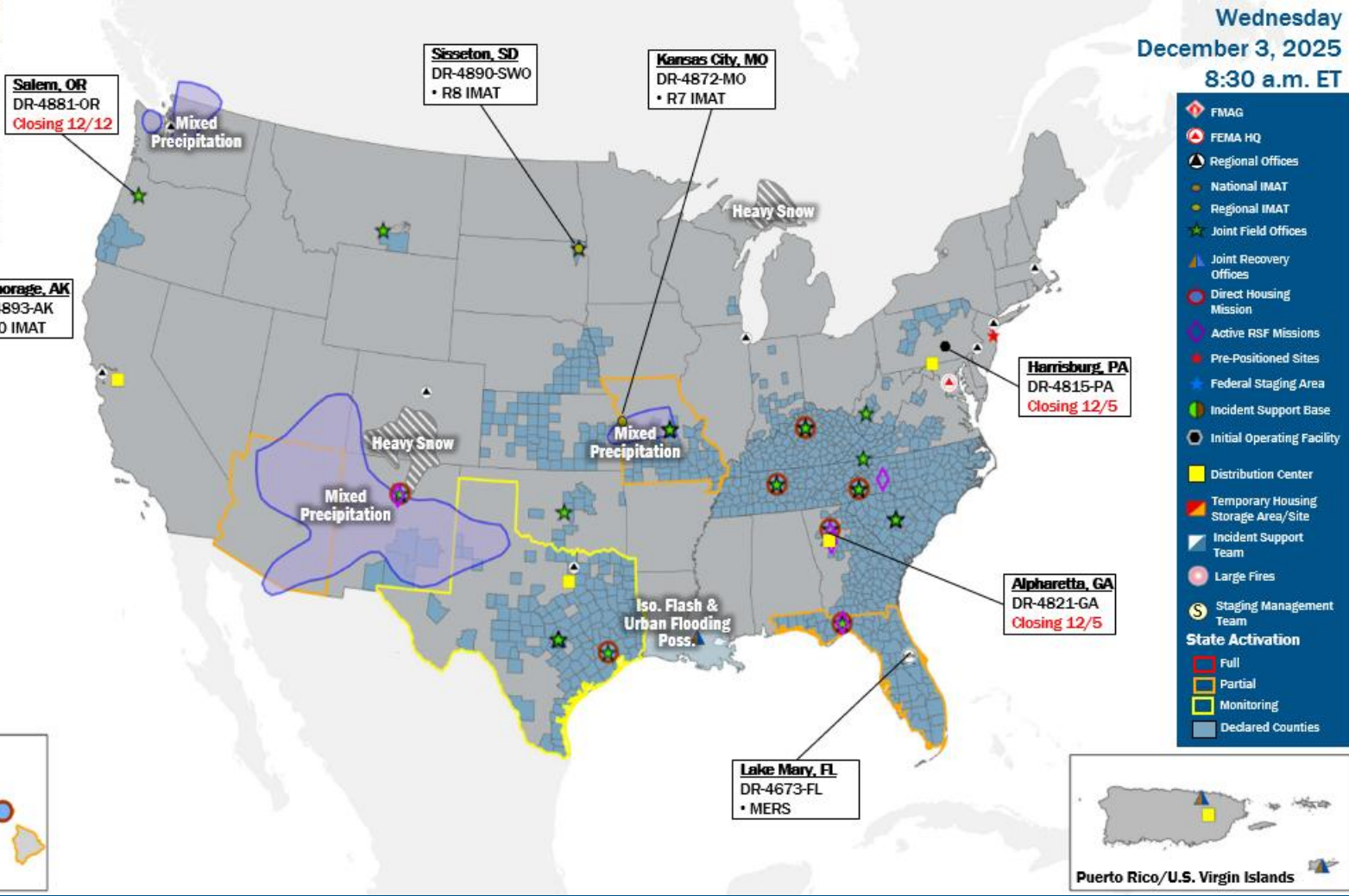
16 Joint Field Offices **48** + **7** Supporting Major Disasters **11** Direct Housing Missions **8** RSF-Supported Disasters **6** Joint Recovery Offices **Emergency Declarations**

Wednesday
December 3, 2025
8:30 a.m. ET

| FEMA HQ | |
|--|--------------------------|
| NWC | NRCC |
| Monitoring | Steady State |
| FEMA REGIONS | |
| Watch | RRCC |
| Monitoring | R1 Rostered |
| Monitoring | R2 Rostered |
| Monitoring | R3 Rostered |
| Monitoring | R4 Rostered |
| Monitoring | R5 Rostered |
| Monitoring | R6 Rostered |
| Monitoring | R7 Rostered |
| Monitoring | R8 Rostered |
| Monitoring | R9 Rostered |
| Monitoring | R10 Rostered |
| Notes: | |
| NRCC/RWCs/RRCCs: | State EOCs: |
| • R5 Watch: Staffing (Dayshift 7:00 a.m. - 7:00 p.m. ET) | • HI: Wildfires |
| | • FL: Previous Incidents |
| | • AZ/TX: Flooding |
| | • AK: Coastal Storms |
| | • MO: Winter Weather |
| IMATs: | |
| • NSTR | |
| Surge Capacity Force | |
| Rostered | Deployed |
| 7,969 | 0 |

| N-IMATs | |
|---|-------------|
| 2-5 Teams Available | |
| Red | |
| White | |
| Blue | |
| Gold | |
| HS | |
| R-IMATs | |
| ≥ 7 Teams Available | |
| R1 | |
| R2 | |
| R3 | 1 |
| R4 (1) | |
| R4 (2) | 2 |
| R5 | |
| R6 (1) | |
| R6 (2) | 3 |
| R7 | MO (Oct 27) |
| R8 | SD (Sep 22) |
| R9 (1) | |
| R9 (2) | |
| R10 | AK (Oct 12) |
| <ul style="list-style-type: none"> Fully Mission Capable (FMC) Partially Mission Capable (PMC) Not Mission Capable (NMC) Deployed | |

| REGIONAL BREAKDOWN | | | | |
|--------------------|-----|----|----|-----|
| | JFO | DR | EM | JRO |
| R1 | 0 | 0 | 0 | 0 |
| R2 | 0 | 0 | 0 | 2 |
| R3 | 2 | 6 | 1 | 0 |
| R4 | 6 | 17 | 5 | 1 |
| R5 | 0 | 2 | 0 | 0 |
| R6 | 4 | 7 | 1 | 3 |
| R7 | 1 | 11 | 0 | 0 |
| R8 | 2 | 3 | 0 | 0 |
| R9 | 0 | 0 | 0 | 0 |
| R10 | 1 | 2 | 0 | 0 |



- FMAG
- FEMA HQ
- Regional Offices
- National IMAT
- Regional IMAT
- Joint Field Offices
- Joint Recovery Offices
- Direct Housing Mission
- Active RSF Missions
- Pre-Positioned Sites
- Federal Staging Area
- Incident Support Base
- Initial Operating Facility
- Distribution Center
- Temporary Housing Storage Area/Site
- Incident Support Team
- Large Fires
- Staging Management Team
- State Activation
 - Full
 - Partial
 - Monitoring
 - Declared Counties

IM Workforce

11,633 (+3) Assigned
5,458 (+6) Unavailable
3,485 (-42) Deployed

23% / 2,690 (-961) Available

IM Cadre Availability

Alternative Dispute: 19% (6/31); Civil Rights: 14% (14/101); Disability Integration: 17% (3/18); External Affairs: 11% (34/296); Environmental Planning and Historic Preservation: 7% (44/664); Field Leadership: 12% (14/120); Financial Management: 23% (43/183); Hazard Mitigation: 8% (63/776); Human Resources: 17% (27/159); Interagency Recovery Coordination: 20% (40/197); Logistics: 25% (371/1,489); Operations: 25% (89/357); Public Assistance: 15% (312/2,057); Planning: 7% (26/356); Safety: 9% (8/90); Security: 18% (20/112)

16 Cadres ≤ 25% Availability

MERS
≥ 66%

36 Assigned
6 Unavailable
1 Deployed

29 Available

US&R
≥ 66%

28 Assigned
0 Unavailable
0 Deployed

28 Available

FCO
2 Type I

38 Assigned
7 Unavailable
27 (16 FCOR) Deployed

4 Available

Declaration Requests in Process – 14

| State / Tribe / Territory – Incident Description | Type | IA | PA | HM | Requested |
|---|------|----|----|----|-----------|
| OK – Severe Storms, Tornadoes, Straight-line Winds, and Flooding – Appeal | DR | | X | X | Aug 19 |
| KS – Severe Storms, Straight-line Winds, Tornadoes, and Flooding | DR | | X | X | Sep 17 |
| RST* – Severe Storm, Straight-line Winds, and Tornado – Appeal | DR | X | X | X | Sep 18 |
| CO – Lee and Elk Fires, Flooding, and Mudslides | DR | | X | X | Sep 26 |
| MT – Water Systems Failure | EM | | X | | Oct 22 |
| PoA** – Severe Storms and Flooding | DR | X | X | X | Oct 22 |
| AZ – Severe Storms and Flooding | DR | | X | X | Oct 24 |
| CO – Severe Storms, Flooding, Landslides, and Mudslides | DR | | X | X | Nov 12 |
| AZ – Severe Storms, Flooding, Landslides, and Mudslides | DR | X | | | Nov 12 |
| VT – Severe Storm and Flooding – Appeal | DR | | X | X | Nov 20 |
| IL – Severe Storms and Flooding – Appeal | DR | X | | | Nov 21 |
| IL – Severe Storms, Straight-line Winds, and Flooding – Appeal | DR | X | | | Nov 21 |
| KS – Severe Storms, Straight-line Winds, and Flooding | DR | | X | X | Nov 21 |
| LLBO*** – Building Fire | DR | | X | X | Nov 30 |

*Rosebud Sioux Tribe; **Pueblo of Acoma; ***Leech Lake Band of Ojibwe



FEMA

National Watch Center



FEMA

Helping people before, during, and after disasters.



Scan to subscribe to this briefing.