

FEMA National Watch Center

Daily Operations Briefing

Monday, December 1, 2025

8:30 a.m. ET



FEMA

National Current Operations / Monitoring

New Significant Incidents / Ongoing Operations

- No new significant incidents / operations

Hazard Monitoring

- Winter Weather / Ice – Midwest to Northeast

Disaster Declaration Activity

- No new declaration activity


Event Monitoring

- No new significant events



FEMA

Hurricane Season Summary – Atlantic

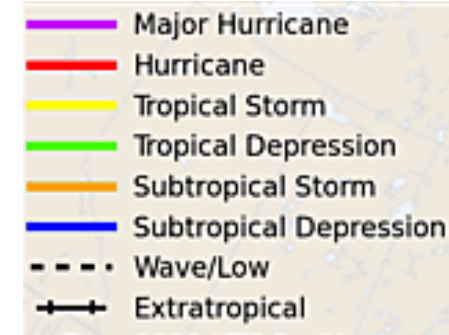
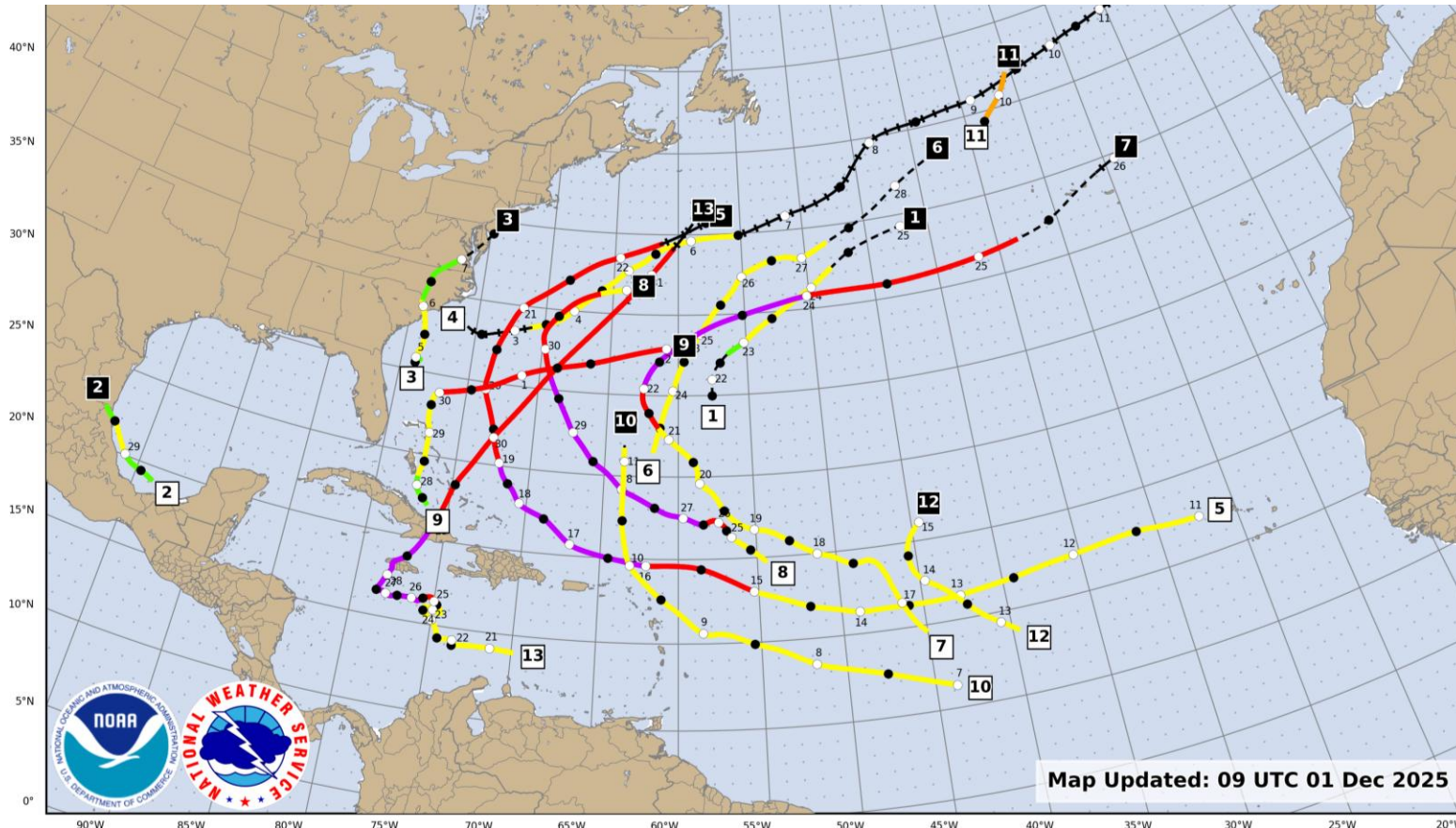
ATLANTIC 	AVERAGE	MAY OUTLOOK	ACTUAL*
NAMED STORMS	14	13–19	13
HURRICANES	7	6–10	5
MAJOR HURRICANES	3	3–5	4

*through 30 November



FEMA

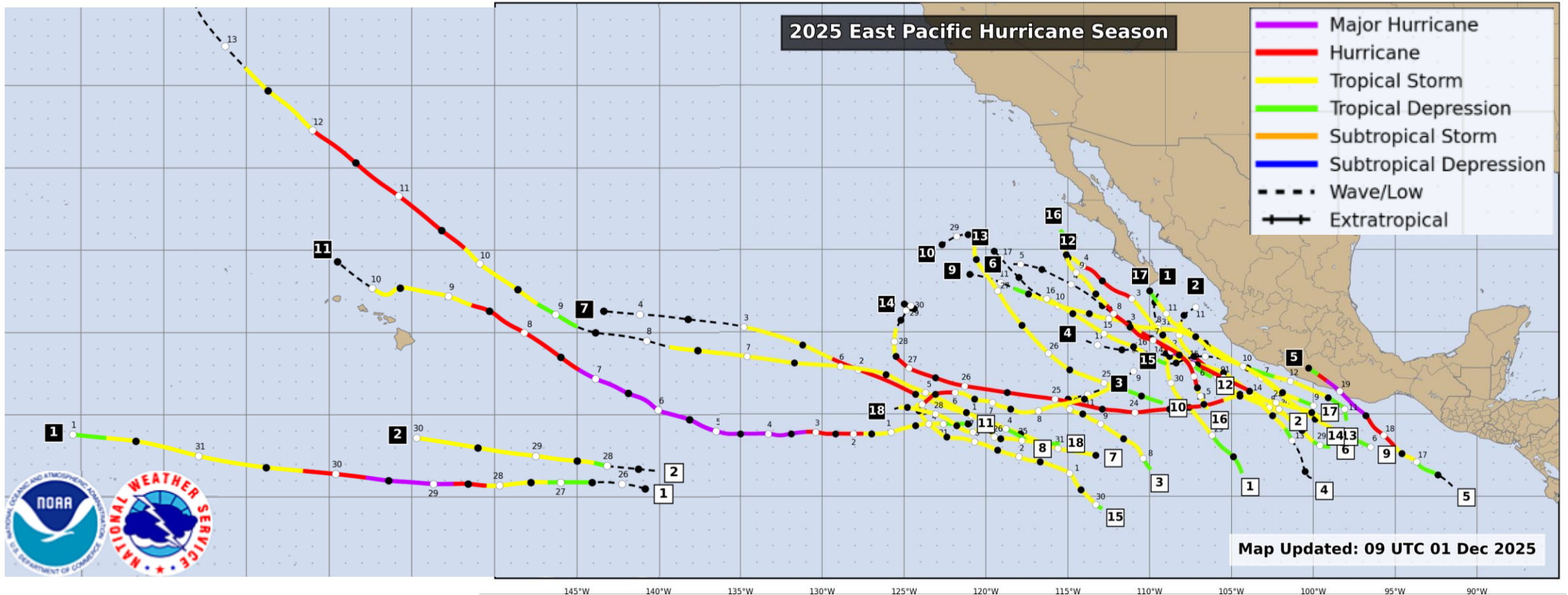
Hurricane Season Summary – Atlantic



#	NAME	TYPE	DATES (UTC)
1	ANDREA	TS	23 Jun–24 Jun
2	BARRY	TS	28 Jun–30 Jun
3	CHANTAL	TS	04 Jul–07 Jul
4	DEXTER	TS	03 Aug–06 Aug
5	ERIN	MH	11 Aug–22 Aug
6	FERNAND	TS	23 Aug–27 Aug
7	GABRIELLE	MH	17 Sep–25 Sep
8	HUMBERTO	MH	24 Sep–01 Oct
9	IMELDA	HU	27 Sep–02 Oct
10	JERRY	TS	07 Oct–11 Oct
11	KAREN	SS	10 Oct–10 Oct
12	LORENZO	TS	13 Oct–15 Oct
13	MELISSA	MH	21 Oct–31 Oct



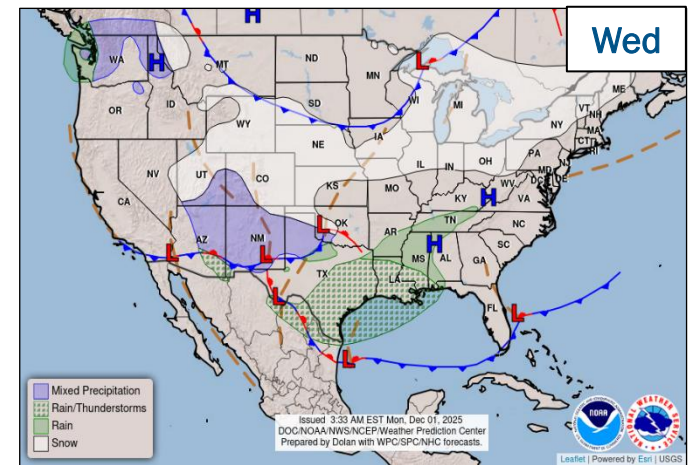
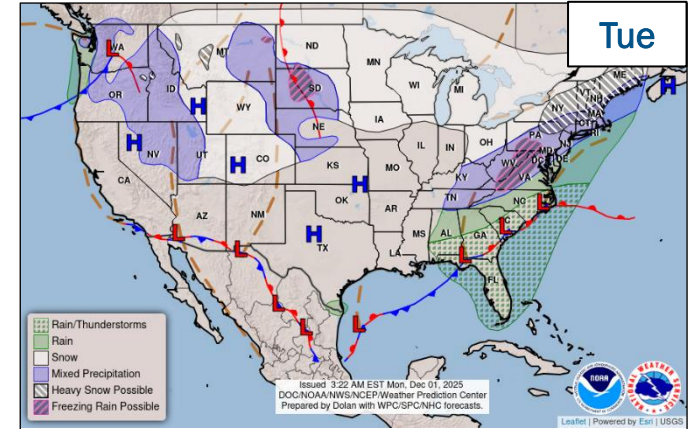
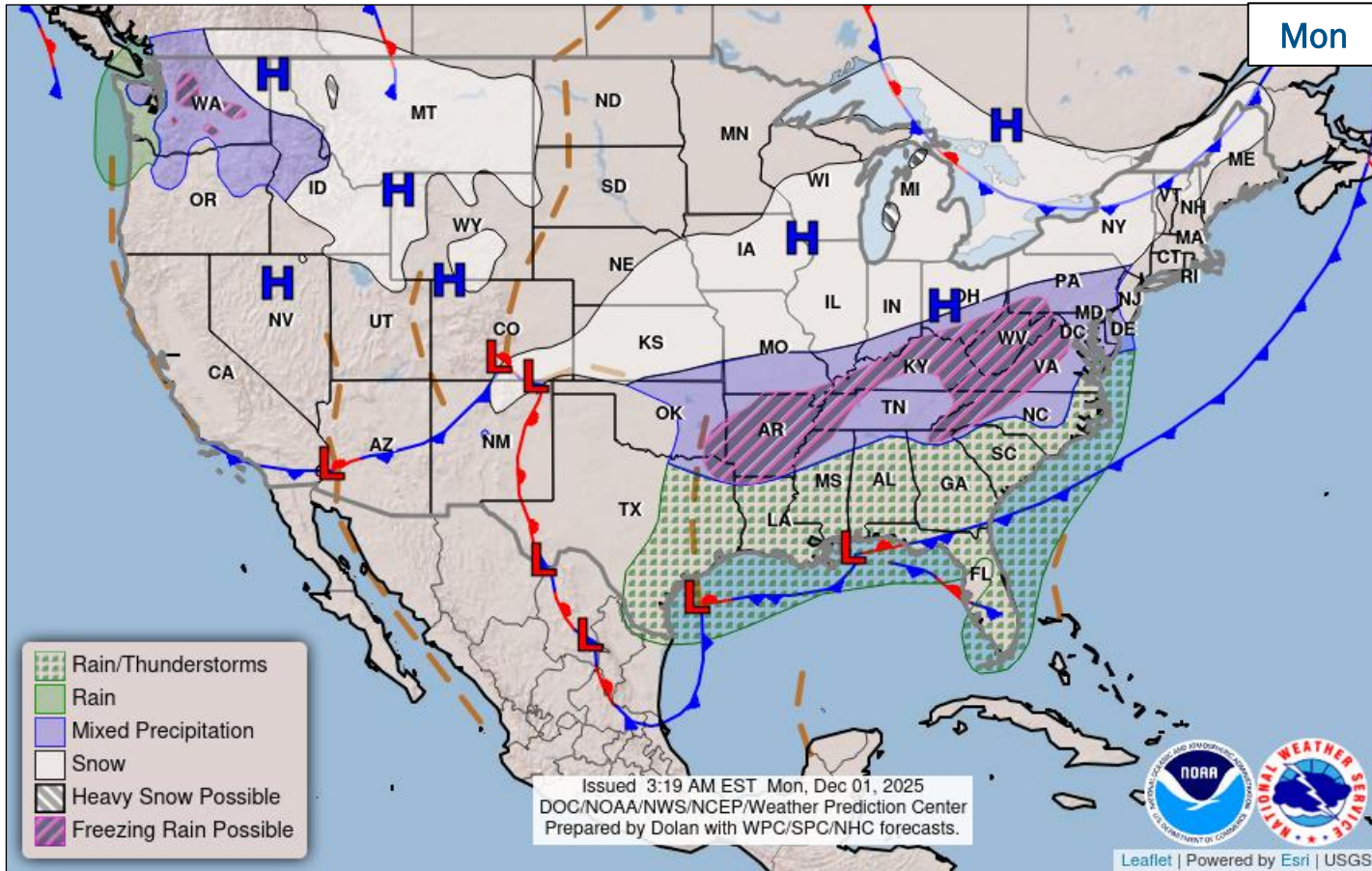
Hurricane Season Summary – Eastern & Central Pacific



FEMA

National Watch Center

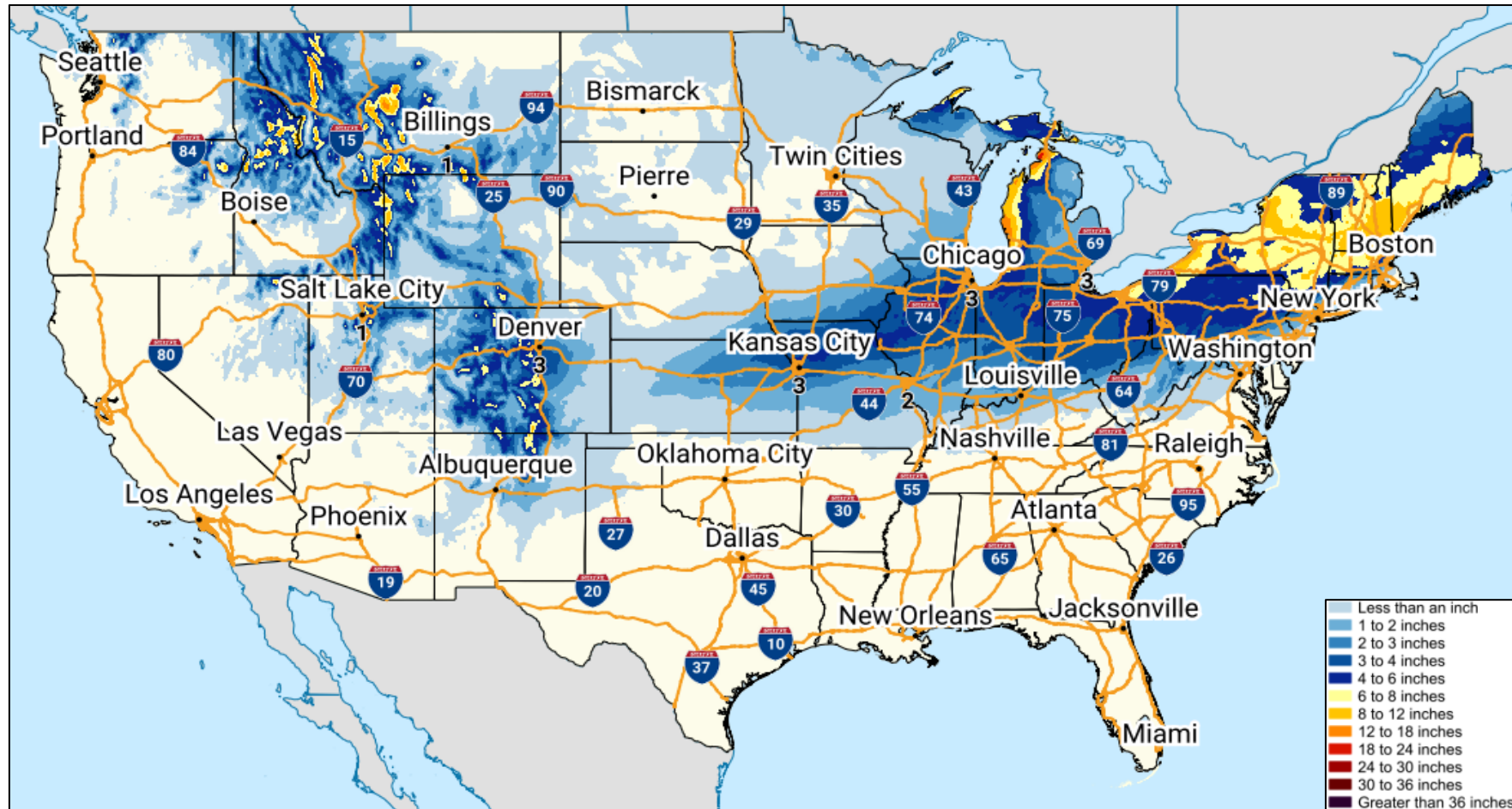
National Weather Forecast



FEMA

National Watch Center

Snowfall Forecast



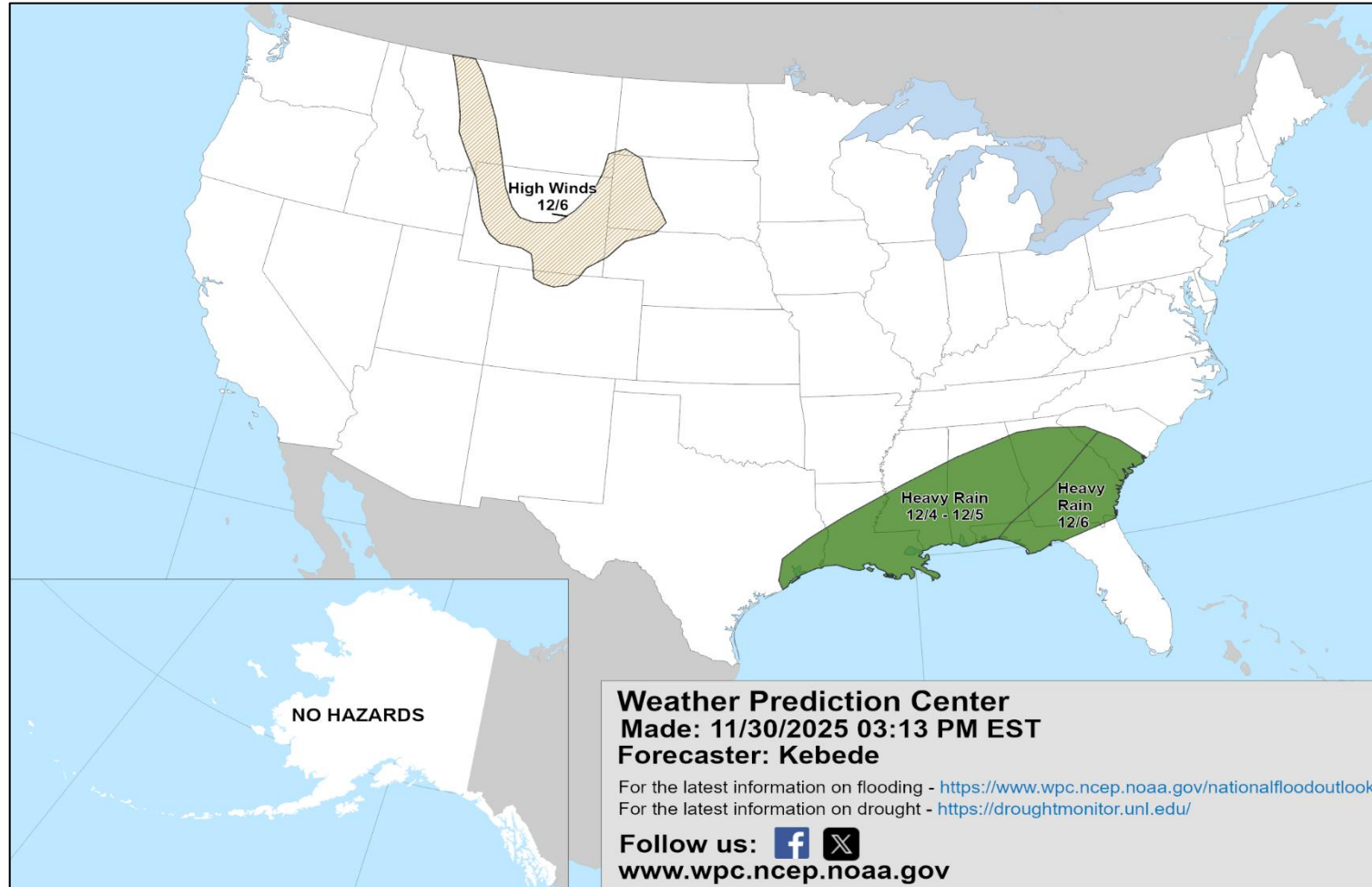
FEMA

Ice Accumulation Forecast



FEMA

Hazards Outlook – Dec 3-7



FEMA

FEMA Common Operating Picture


16 Joint Field Offices **48** + **7** Supporting Major Disasters + Emergency Declarations **12** Direct Housing Missions **6** RSF-Supported Disasters **6** Joint Recovery Offices

Monday
December 1, 2025
8:30 a.m. ET


FEMA HQ		
NWC	NRCC	
Monitoring	Steady State	
FEMA REGIONS		
Watch	RRCC	
Monitoring	R1	Rostered
Monitoring	R2	Rostered
Monitoring	R3	Rostered
Monitoring	R4	Rostered
Monitoring	R5	Rostered
Monitoring	R6	Rostered
Monitoring	R7	Rostered
Monitoring	R8	Rostered
Monitoring	R9	Rostered
Monitoring	R10	Rostered
Notes:		
NRCC/RWCs/RRCCs:	State EOCs:	
• R5 Watch: Staffing (Dayshift 7:00 a.m. - 7:00 p.m. ET)	• HI: Wildfires	
	• FL: Previous Incidents	
	• AZ/CO/TX: Flooding	
	• AK: Coastal Storms	
	• AL: Severe Weather	
	• MO: Winter Weather	
IMATs:		
• NSTR		
Surge Capacity Force		
Rostered	Deployed	
7,969	0	

N-IMATs	
2-5 Teams Available	
Red	
White	
Blue	
Gold	
HS	
R-IMATs	
≥ 7 Teams Available	
R1	
R2	
R3	1
R4 (1)	
R4 (2)	2
R5	
R6 (1)	
R6 (2)	3
R7	MO (Oct 27)
R8	SD (Sep 22)
R9 (1)	
R9 (2)	
R10	AK (Oct 12)
<ul style="list-style-type: none"> Fully Mission Capable (FMC) Partially Mission Capable (PMC) Not Mission Capable (NMC) Deployed 	


REGIONAL BREAKDOWN				
	JFO	DR	EM	JRO
R1	0	0	0	0
R2	0	0	0	2
R3	2	6	1	0
R4	6	17	5	1
R5	0	2	0	0
R6	4	7	1	3
R7	1	11	0	0
R8	2	3	0	0
R9	0	0	0	0
R10	1	2	0	0




Anchorage, AK
DR-4893-AK
• R10 IMAT




Commonwealth of Northern Mariana Islands



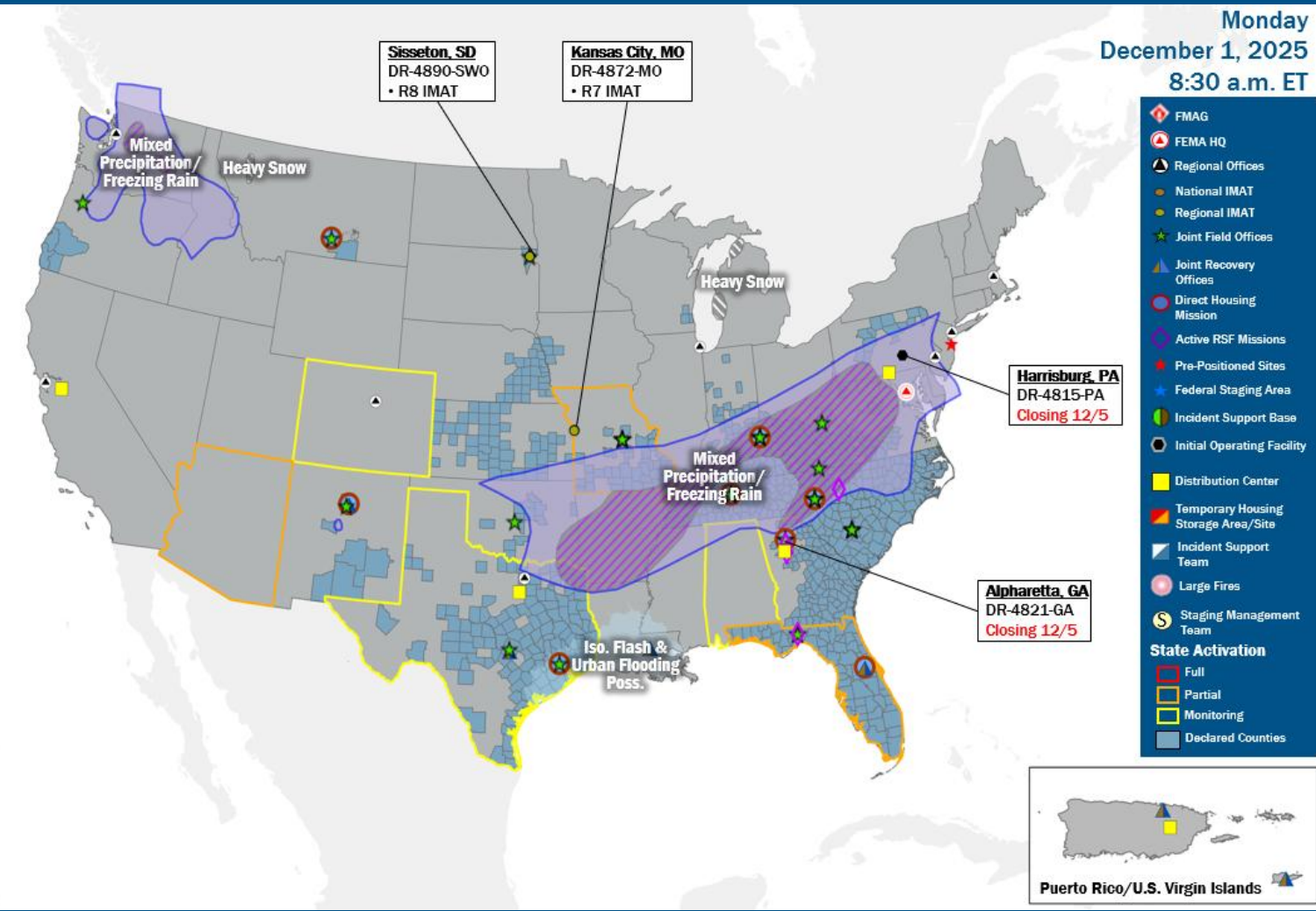
Guam



American Samoa



Hawaii



- FMAG
- FEMA HQ
- Regional Offices
- National IMAT
- Regional IMAT
- Joint Field Offices
- Joint Recovery Offices
- Direct Housing Mission
- Active RSF Missions
- Pre-Positioned Sites
- Federal Staging Area
- Incident Support Base
- Initial Operating Facility
- Distribution Center
- Temporary Housing Storage Area/Site
- Incident Support Team
- Large Fires
- Staging Management Team
- State Activation
 - Full
 - Partial
 - Monitoring
 - Declared Counties



IM Workforce

11,629 Assigned
4,926 (-42) Unavailable
3,578 (+3) Deployed

27% / 3,125 (+39) Available

IM Cadre Availability

12 (-2) Cadres ≤ 25% Availability

Civil Rights: 19% (19/101); Disability Integration: 17% (3/18); External Affairs: 17% (51/296); Environmental Planning and Historic Preservation: 8% (56/664); Field Leadership: 13% (15/120); Financial Management: 23% (42/183); Hazard Mitigation: 11% (84/776); Human Resources: 21% (34/159); Public Assistance: 17% (349/2,056); Planning: 11% (41/357); Safety: 17% (15/90); Security: 19% (21/112)

MERS

≥ 66%

36 Assigned
6 Unavailable
0 Deployed

30 Available

US&R

≥ 66%

28 Assigned
0 Unavailable
0 Deployed

28 Available

FCO

2 Type I

38 Assigned
6 Unavailable
28 (17 FCOR) Deployed

4 Available

Declaration Requests in Process – 13

State / Tribe / Territory – Incident Description	Type	IA	PA	HM	Requested
OK – Severe Storms, Tornadoes, Straight-line Winds, and Flooding – Appeal	DR		X	X	Aug 19
KS – Severe Storms, Straight-line Winds, Tornadoes, and Flooding	DR		X	X	Sep 17
RST* – Severe Storm, Straight-line Winds, and Tornado – Appeal	DR	X	X	X	Sep 18
CO – Lee and Elk Fires, Flooding, and Mudslides	DR		X	X	Sep 26
MT – Water Systems Failure	EM		X		Oct 22
PoA** – Severe Storms and Flooding	DR	X	X	X	Oct 22
AZ – Severe Storms and Flooding	DR		X	X	Oct 24
CO – Severe Storms, Flooding, Landslides, and Mudslides	DR		X	X	Nov 12
AZ – Severe Storms, Flooding, Landslides, and Mudslides	DR	X			Nov 12
VT – Severe Storm and Flooding – Appeal	DR		X	X	Nov 20
IL – Severe Storms and Flooding – Appeal	DR	X			Nov 21
IL – Severe Storms, Straight-line Winds, and Flooding – Appeal	DR	X			Nov 21
KS – Severe Storms, Straight-line Winds, and Flooding	DR		X	X	Nov 21

*Rosebud Sioux Tribe; **Pueblo of Acoma



FEMA



FEMA

Helping people before, during, and after disasters.



Scan to subscribe to this briefing.