

FEMA National Watch Center

Daily Operations Briefing

Wednesday, November 29, 2023

8:30 a.m. ET



FEMA

National Current Ops/Monitoring

New Significant Incidents/Ongoing Ops

- No significant incidents/operations

Hazard Monitoring

- Mixed Precipitation – Pacific Northwest, Central Great Basin to the Southern Rockies, and the Great Lakes

Disaster Declaration Activity

- No new declaration activity

Event Monitoring

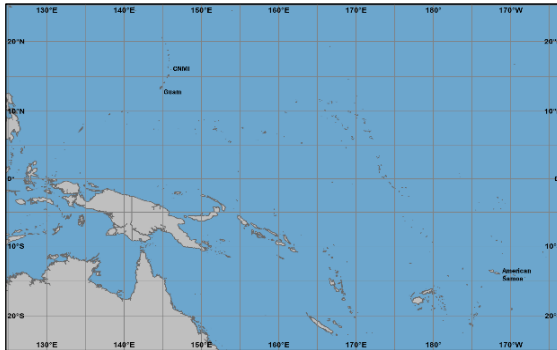
- No significant events



FEMA

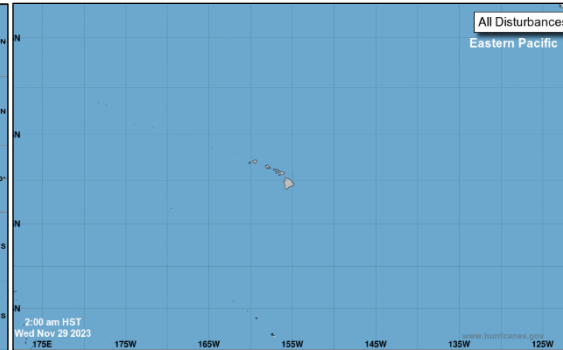
Tropical Outlook

Western Pacific



- No areas of concern for Guam, the Commonwealth of the Northern Mariana Islands or American Samoa

Central Pacific



- No tropical cyclones expected during the next 7 days

Eastern Pacific



- No tropical cyclones expected during the next 7 days

Atlantic

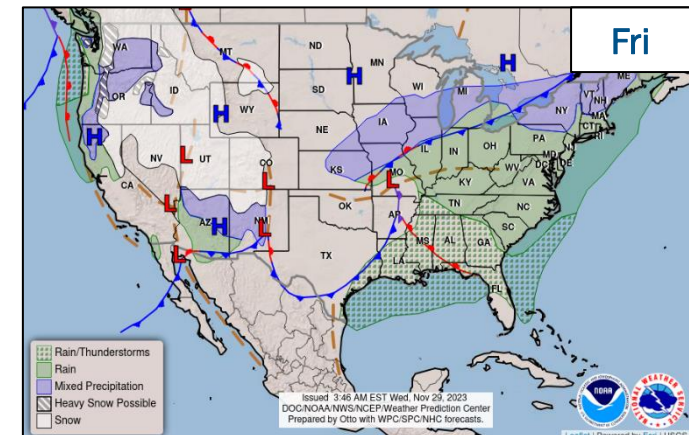
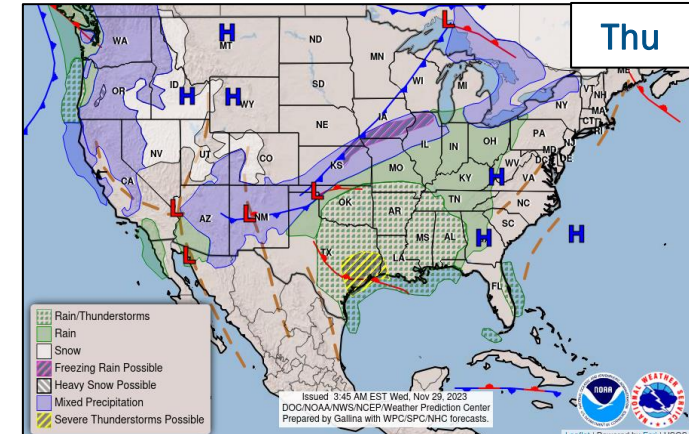
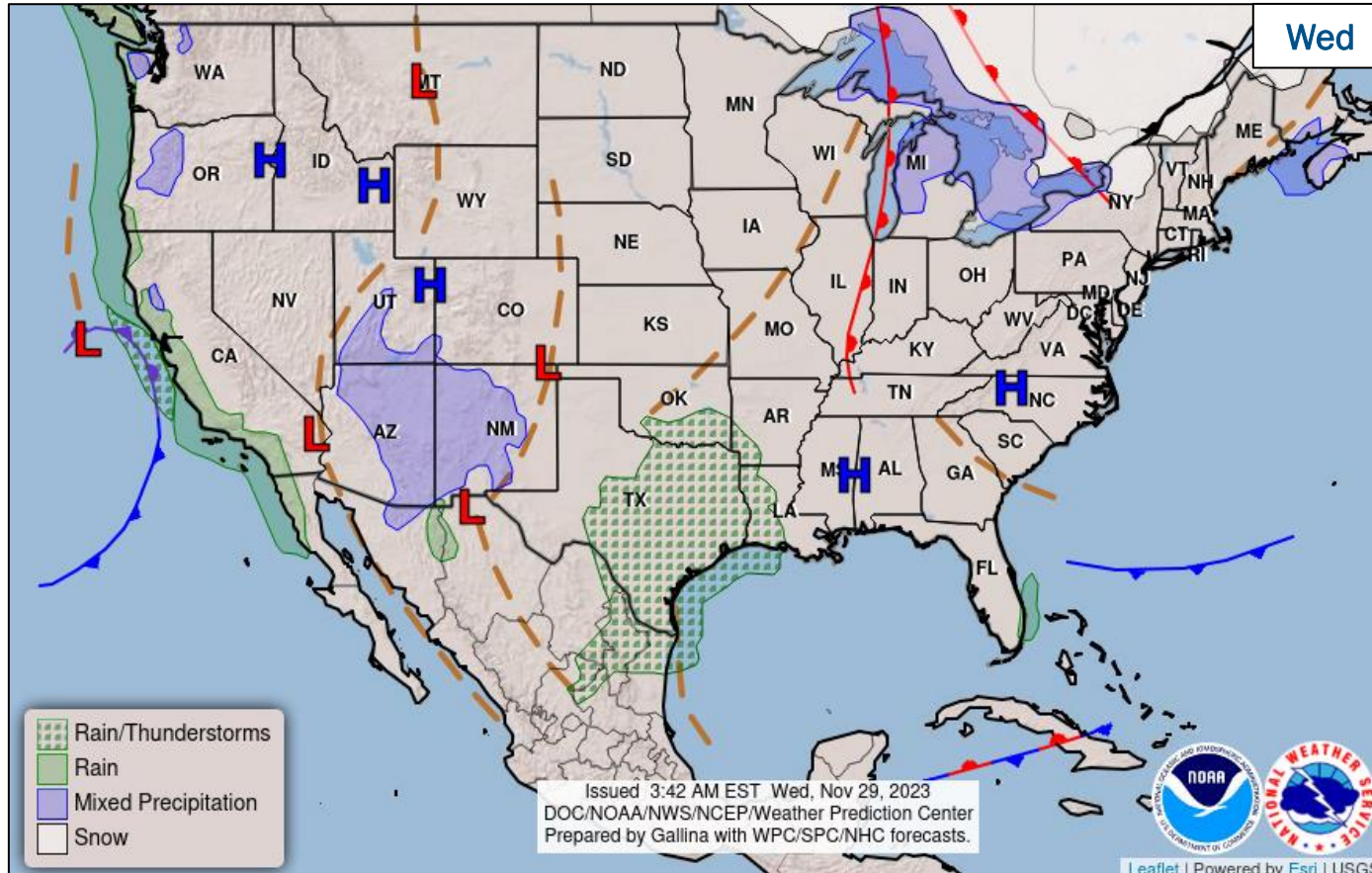


- No tropical cyclones expected during the next 7 days



FEMA

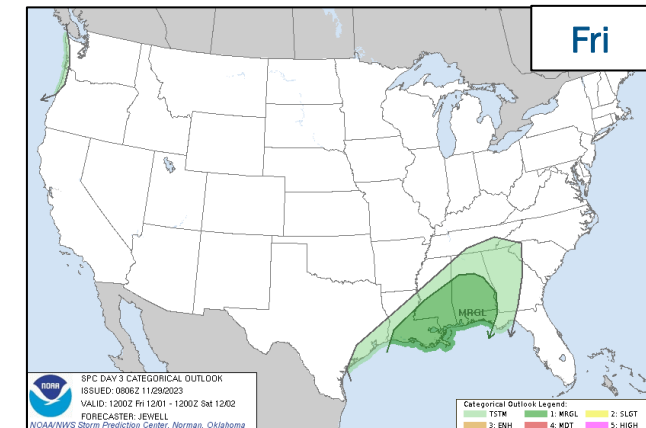
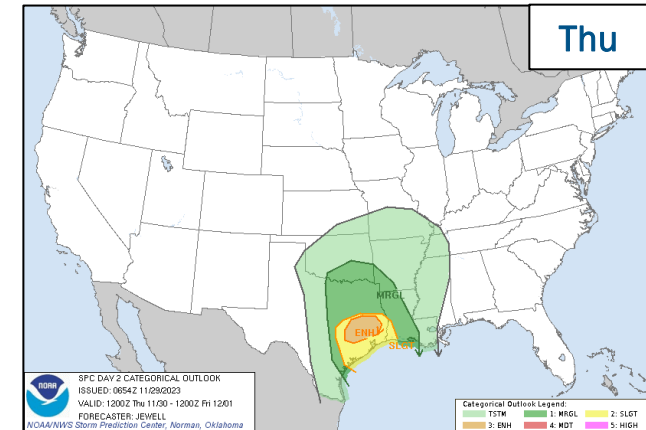
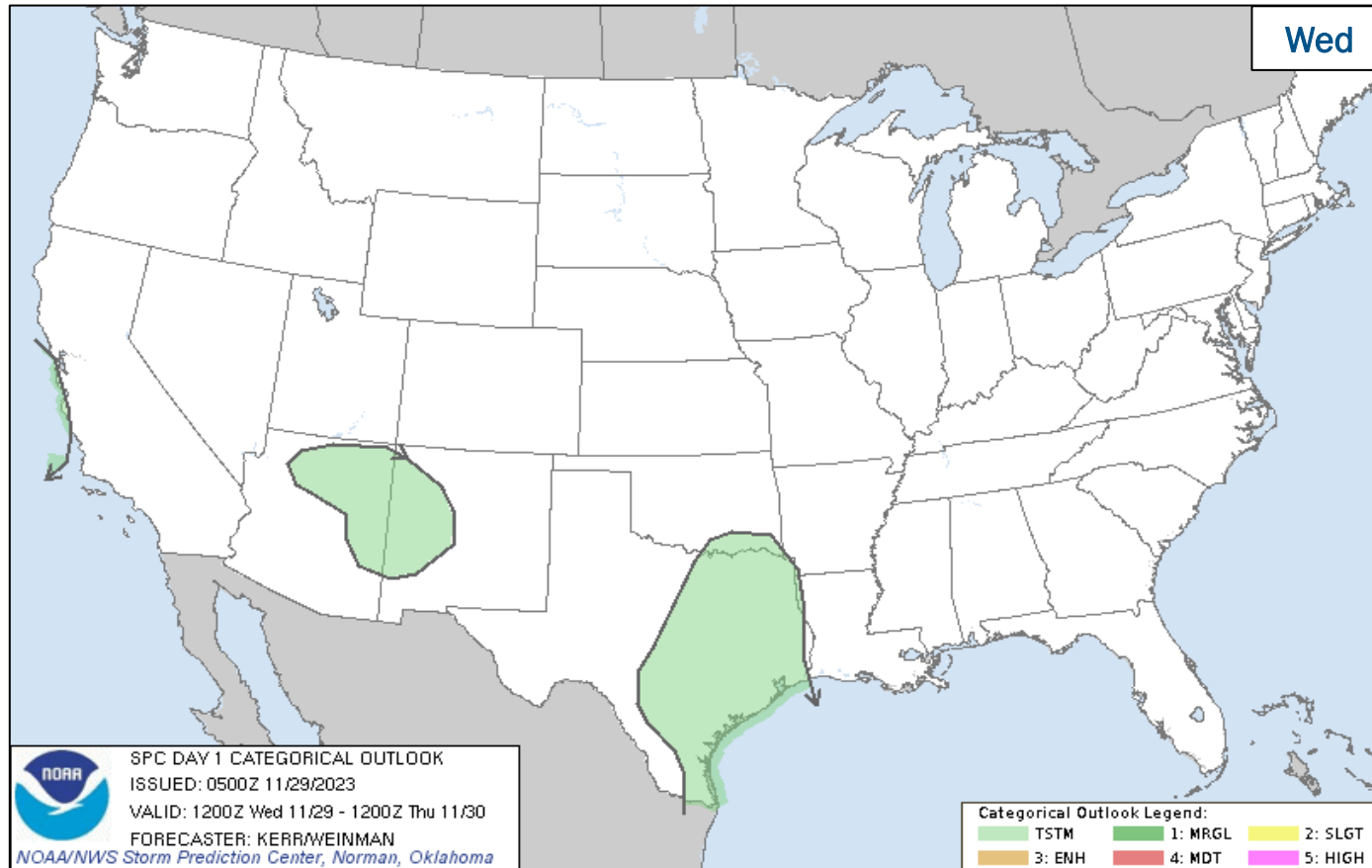
National Weather Forecast



FEMA

National Watch Center

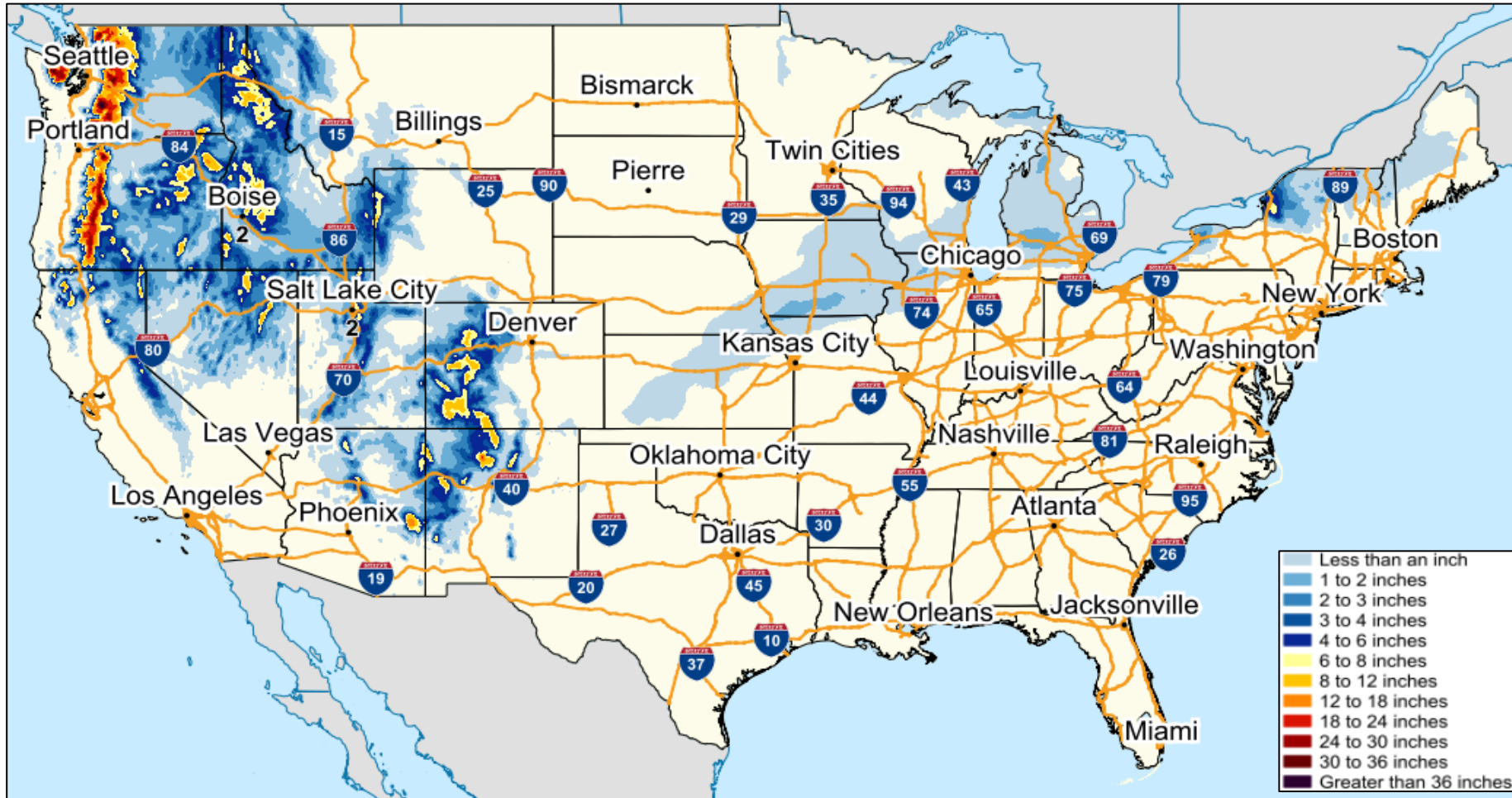
Severe Weather Outlook



FEMA

National Watch Center

Snowfall Forecast

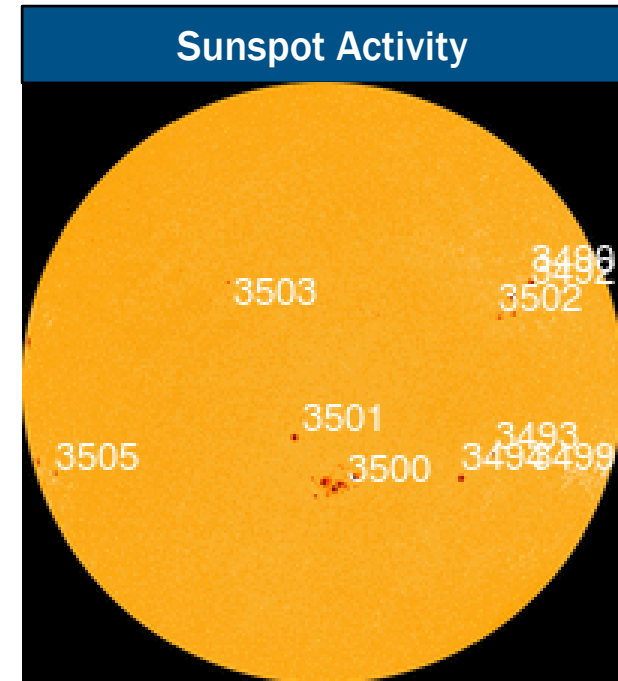
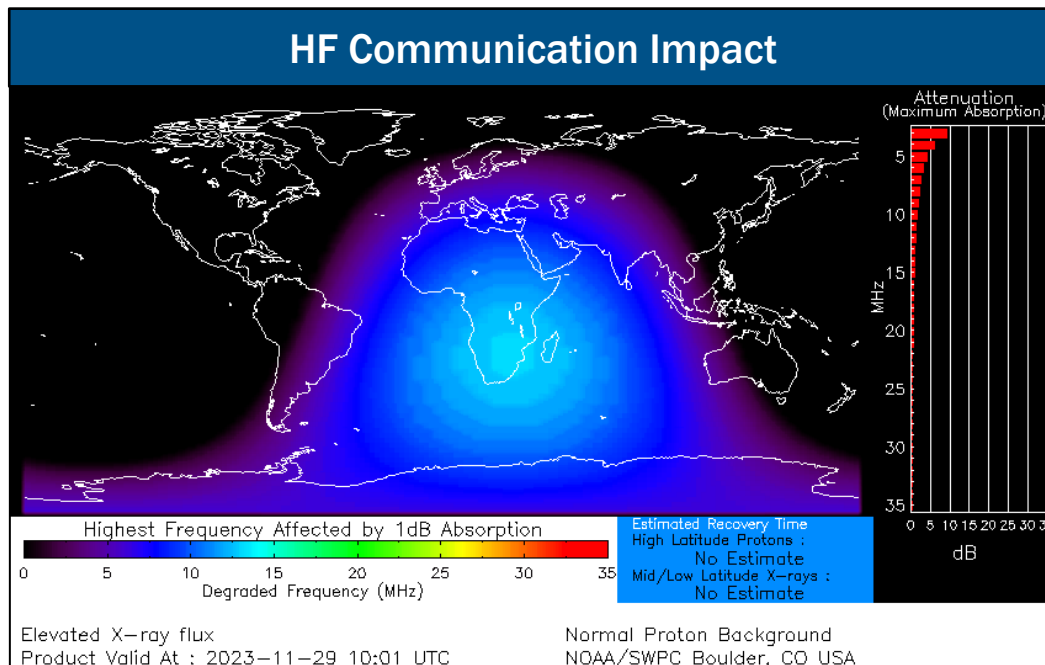


FEMA

Space Weather Outlook

Minor	Space Weather Activity	Geomagnetic Storms	Solar Radiation	Radio Blackouts
Past 24 Hours	Moderate	None	None	R2
Next 24 Hours	Minor	G1	None	None

For further information on NOAA Space Weather Scales refer to: <http://www.swpc.noaa.gov/noaa-scales-explanation>
 For further information on Sunspot Activity refer to: <https://www.swpc.noaa.gov/phenomena/sunspotssolar-cycle>



FEMA

National Watch Center

FEMA Common Operating Picture

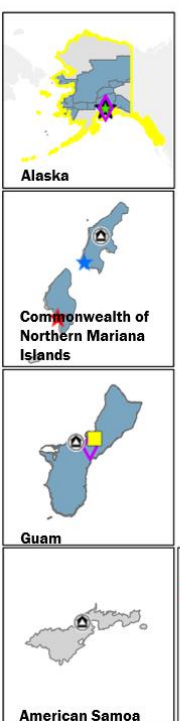
18 + 6 Joint Field Offices Virtual Joint Field Offices Supporting
73 + 5 Major Disasters Emergency Declarations
8 Direct Housing Missions **27** RSF-Supported Disasters

Wednesday
 November 29, 2023
 8:30 a.m. ET

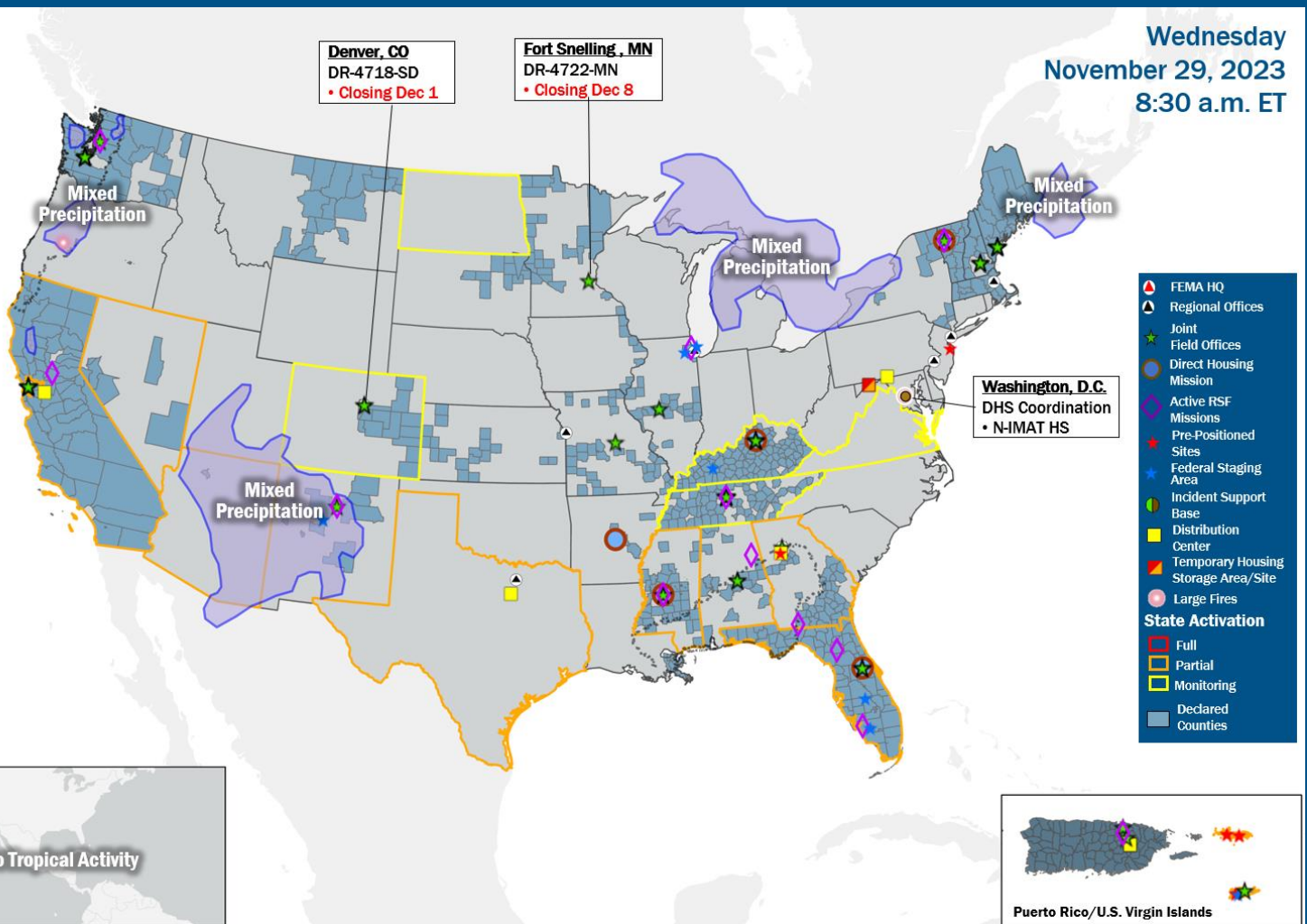
FEMA HQ	
NWC	NRCC
Monitoring	Activated
FEMA REGIONS	
Watch	RRCC
Monitoring	I Rostered
Monitoring	II Rostered
Monitoring	III Rostered
Monitoring	IV Rostered
Monitoring	V Rostered
Monitoring	VI Rostered
Monitoring	VII Rostered
Monitoring	VIII Rostered
Monitoring	IX Rostered
Monitoring	X Rostered
Notes:	
RWCs/RRCCs/IMATs: • NRCC/N-IMAT HS: DHS Coordination	STATE EOCs: • MS/CO: Severe Weather • FL: TC Idalia • TX: Ongoing Threats • ND: Avian Influenza • AZ/CO: SW Border • CA/HI/KY/CO/VA: Wildfires • CA/NV: TC Hilary • VI: Potable Water • TN: Severe Fire Weather • GA: Special Event - First Lady Honoring • AK: Wrangell Landslide • ND: Boil Order Support
Volunteer Force	
Rostered 7,387	Deployed 127 (-6)
Surge Capacity Force	
Rostered 8,402	Deployed 0

N-IMATs	
2-5 Teams Available	
Red	
White	
Blue	
Gold	
HS	DC
R-IMATs	
≥ 7 Teams Available	
I	
II	
III	
IV-1	
IV-2	2
V	
VI-1	
VI-2	1
VII	3
VIII	
IX-1	Personnel
IX-2	
X	
Fully Mission Capable (FMC)	
Partially Mission Capable (PMC)	
Not Mission Capable (NMC)	
Deployed	

REGIONAL BREAKDOWN			
	JFO/VJFO	DR	EM
I	3/0	10	2
II	2/1	3	1
III	0/0	0	0
IV	5/1	20	1
V	2/0	3	0
VI	1/0	2	1
VII	2/0	3	0
VIII	1/1	4	0
IX	1/1	17	0
X	1/2	11	0



No Tropical Activity



IM Workforce

13,655 Assigned
 4,446 (+33) Unavailable
 5,236 (+19) Deployed

29% / 3,973 (-52) Available

IM Cadre Availability

12 Cadres ≤ 25% Availability

Disability Integration: 24% (13/54); Environmental Planning and Historic Preservation: 17% (139/816); Field Leadership: 12% (18/146); Hazard Mitigation: 20% (248/1,214); Human Resources: 18% (31/177); Interagency Recovery Coordination: 17% (48/290); Logistics: 25% (374/1,503); Operations: 14% (49/350); Public Assistance: 11% (245/2,184); Planning 14% (64/462); Safety: 12% (10/83); Security: 18% (23/129)

MERS

> 66%

36 Assigned
 0 Unavailable
 0 Deployed

36 Available

US&R

> 66%

28 Assigned
 1 Unavailable
 0 Deployed

27 Available

FCO

≤ 1 Type I

50 Assigned
 7 (-1) Unavailable
 37 (25 (+1)FCOR) Deployed

6 (+1) Available

Joint Preliminary Damage Assessments

Region	State / Location	Incident	IA	Number of Counties		Start - End
			PA	Requested	Complete	
I	MA	Flooding Sep 11-13	IA	2	2	10/10 - 10/27
			PA	4	2	10/10 - TBD
II	PR	Severe Storms and Flooding Oct 26-31	IA	1	0	11/27 - TBD
			PA	1	1	11/8 - 11/20
III	WV	Flooding Aug 28-30	IA	5	5	9/19 - 9/21
			PA	3	3 (+1)	10/16 - 11/28



FEMA

Declaration Requests in Process – 11

State / Tribe / Territory – Incident Description	Type	IA	PA	HM	Requested
MI – Flooding (Appeal)	DR		X	X	Jun 15
OH – Train Derailment	DR	X	X	X	Jul 3
UT – Flooding	DR		X	X	Aug 11
Inupiat Community of the Arctic Slope (ICAS) – Severed Undersea Fiber Optic Line (Appeal)	EM		X		Aug 23
NH – Severe Winter Storm and Snowstorm (Appeal)	DR		X	X	Sep 6
WA – Wildfires	DR	X	X	X	Oct 4
MI – Severe Storms, Tornadoes, and Flooding	DR	X	X	X	Oct 18
KY – Severe Storms, Tornadoes, Straight-Line Winds, and Flooding (Appeal)	DR	X		X	Oct 23
WV – Severe Storms, Flooding, Landslides, and Mudslides	DR	X		X	Oct 25
RI – Severe Storms, Flooding, and Tornadoes	DR	X			Nov 8
PA – Severe Storms and Flooding	DR	X	X	X	Nov 9



FEMA



FEMA

Helping people before, during, and after disasters.



Scan to subscribe to this briefing.