

The Disaster Center is dedicated to the idea that disaster mitigation is cost effective and individuals pursuing their own interest are the greatest potential force for disaster reduction.

Please consider making a small donation to the Disaster Center



When disaster mitigation is cost effective, we are on the road to bringing disasters to an end.



FEMA

Daily Operations Briefing

Friday, November 29, 2019

8:30 a.m. EST

National Current Operations & Monitoring



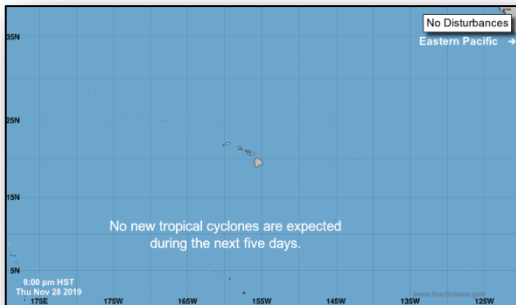
Significant Incidents or Threats:

- Two strong storm systems impacting much of the U.S. through the weekend
 - For today:
 - Widespread heavy snow – Western states to Northern Plains
 - Wintry mix / freezing rain possible – West into the Central / Northern Plains and the Midwest
 - Rainfall / severe thunderstorms possible – Southwest to Southern/Central Plains

Tropical Activity:

- Atlantic: No new tropical cyclones expected during the next five days
- Eastern Pacific: No new tropical cyclones expected during the next five days
- Central Pacific: No new tropical cyclones expected during the next five days
- Western Pacific: No activity affecting U.S. interests
- **Declaration Activity:** [Request Major Disaster Declaration – New York](#)

Tropical Outlook – Five Day



Central Pacific



Eastern Pacific

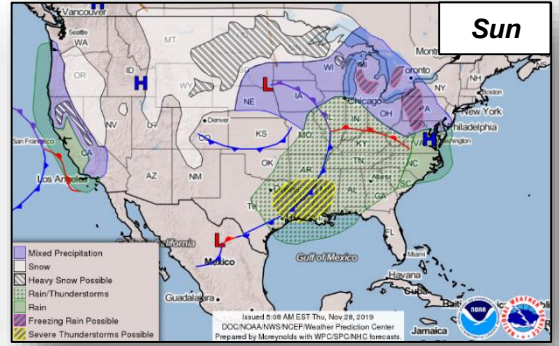
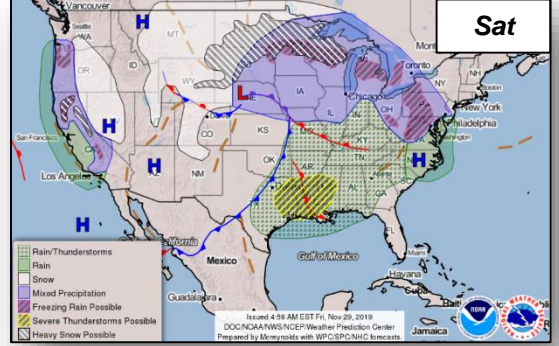
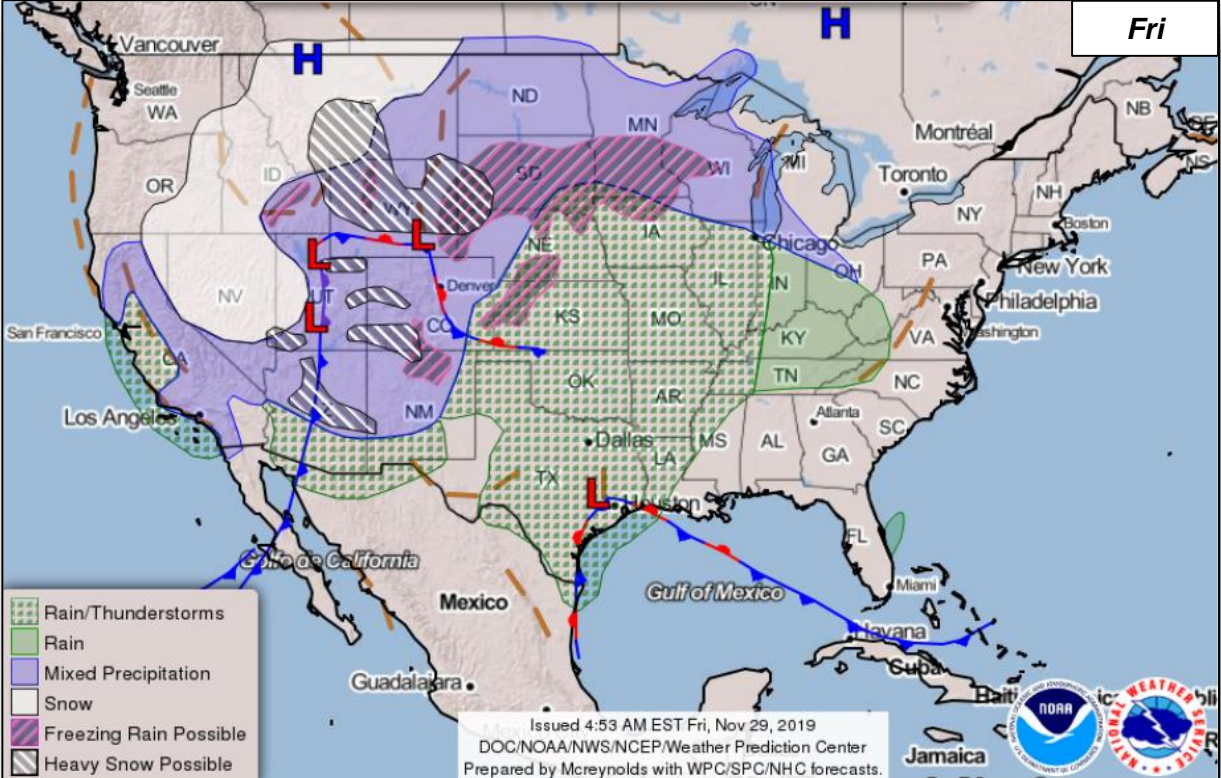


Atlantic

Current Disturbances & 5 Day Cyclone Formation: < 40% | 40-60% | > 60%
 Tropical / Sub-Tropical Cyclone: Depression | Storm | Hurricane | Post-Tropical Cyclone / Remnants

Potential track area: Day 1-3 | Day 4-5 | Watches: Hurricane | Trop Stm | Warnings: Hurricane | Trop Stm | Current wind extent: Hurricane | Trop Stm

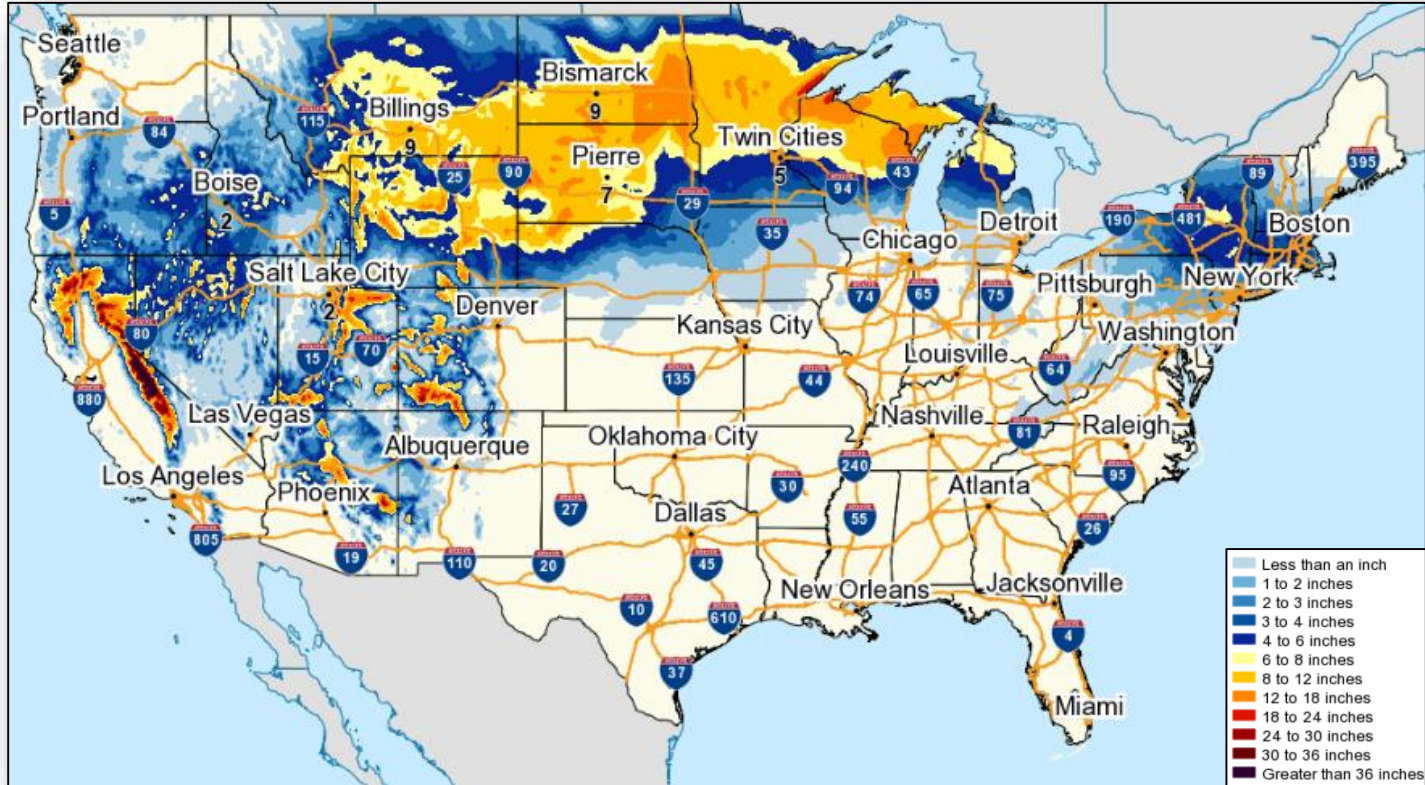
National Weather Forecast



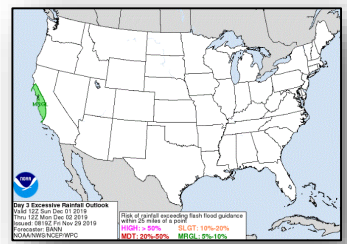
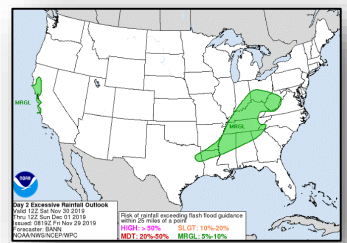
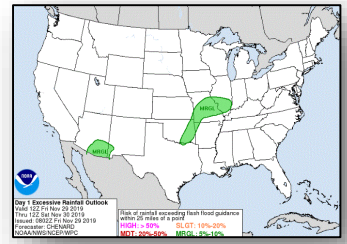
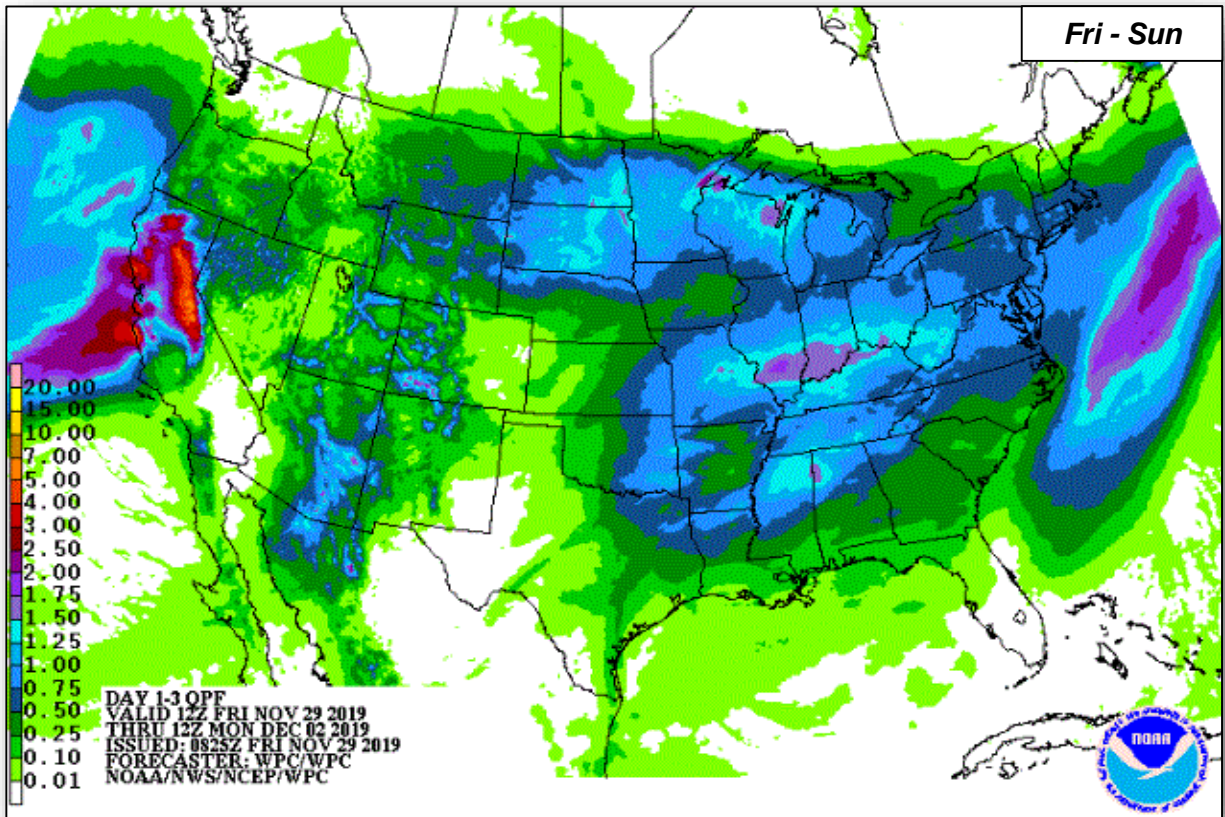
Forecast Snowfall – 72 hour



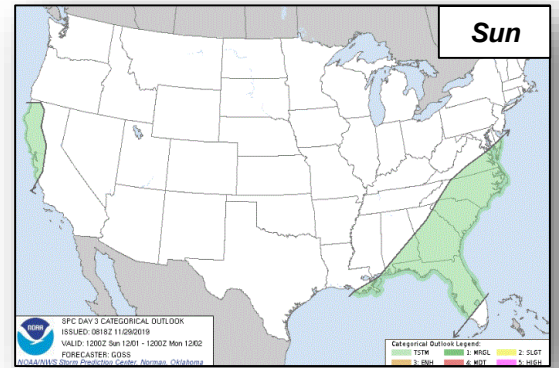
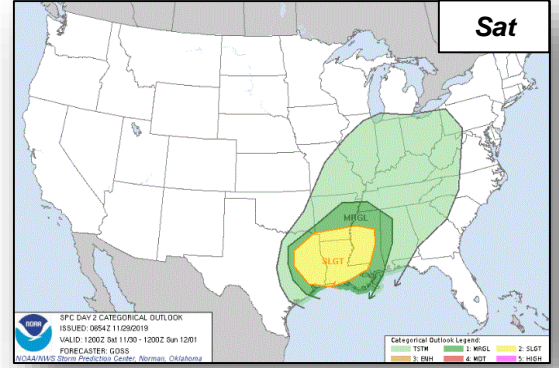
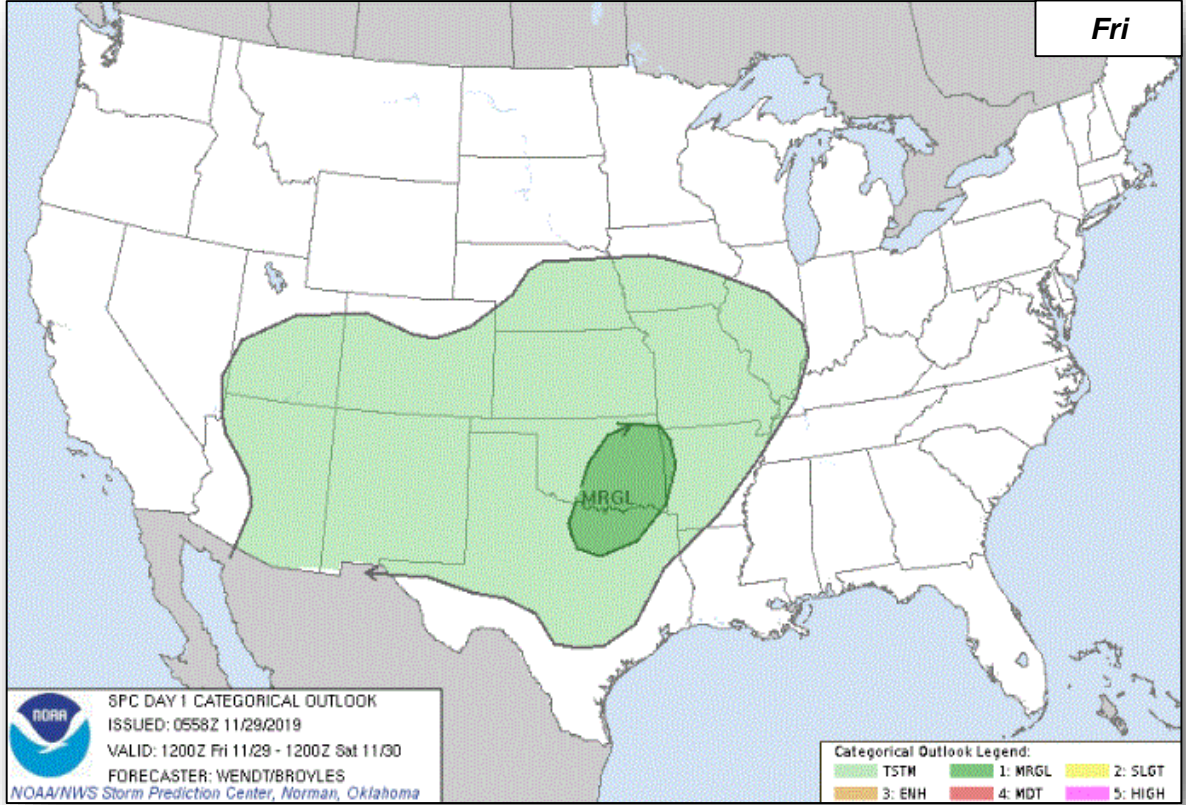
FEMA



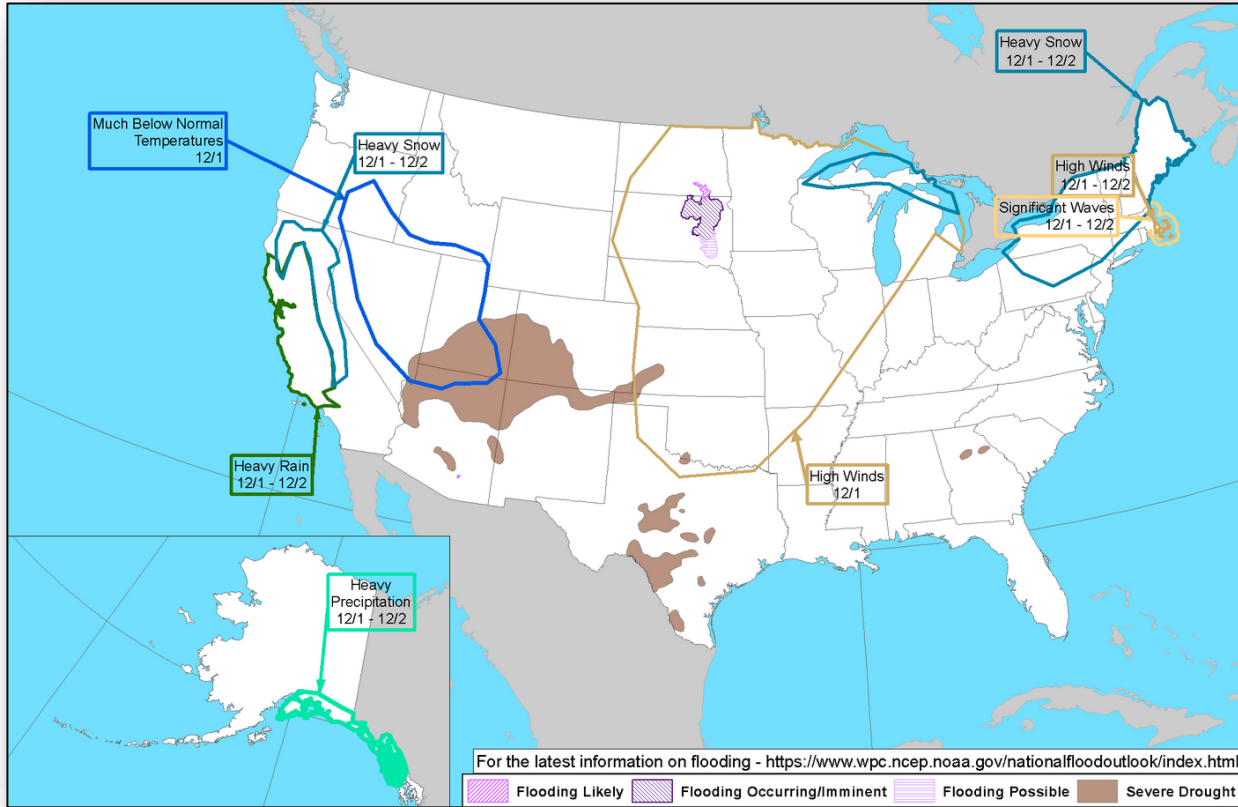
Precipitation & Excessive Rainfall



Severe Weather Outlook



Hazards Outlook – Dec 1 - 5



Wildfire Summary



Fire Name (County, ST)	FMAG #	Acres Burned	Percent Contained	Evacuations (Residents)	Structures			Fatalities Injuries
					Threatened	Damaged	Destroyed	
Cave - FINAL (Santa Barbara, CA)	5303-FM-CA	4,367 (+37)	70% (+30)	M: Lifted V: Unknown	H: 100 (-1,202) O: 0 (-10)	H: 0 O: 1 (+1)	H: 0 O: 0	F: 0 I: 0
Hwy 50 Fire - FINAL (Woodward, OK)	5304-FM-OK	764 (-534)	90% (+90)	M: Lifted V: Unknown	H: 0 (-544) O: 1,000 (+1000)	H: 0 O: 0	H: 2 (+2) O: 1 (+1)	F: 0 I: 0
Gage Fire - FINAL (Ellis, OK)	5305-FM-OK	8,275(+6,775)	60% (+40)	M: Lifted V: Unknown	H: 0 (-150) O: 0 (-75)	H: 0 O: 0	H: 0 O: 0	F: 0 I: 0

Evacuations: M = Mandatory / V = Voluntary
Structures: H = Homes / O = Other structures

Joint Preliminary Damage Assessments



Region	State / Location	Event	IA/PA	Number of Counties		Start – End
				Requested	Completed	
I	VT	Severe Flooding Oct 31 – Nov 1	IA	5	5	11/21 – 11/23
			PA	8	8 (+1)	11/5 – 11/25

Declaration Request



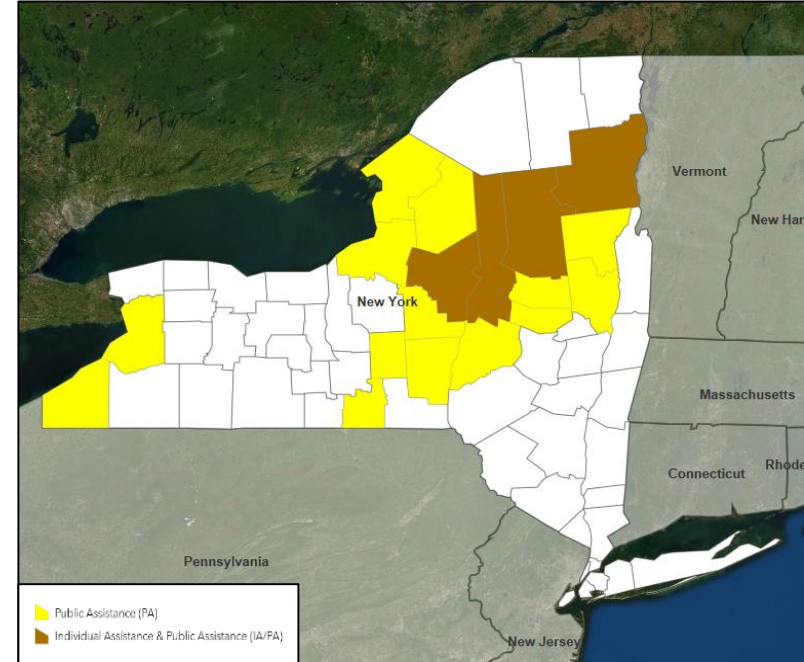
Declaration: Major Disaster – New York
Requested: Nov 26

Incident: Severe Storms, Straight-line Winds and
Flooding

Incident Period: Oct 31- Nov 1

Includes:

- **Public Assistance:** 14 counties
- **Individual Assistance and Public Assistance:** 4 counties
- **Hazard Mitigation:** Statewide



Declaration Requests in Process – 3



State / Tribe / Territory – Incident Description	Type	IA	PA	HM	Requested
MS – Severe Storms, Straight-line Winds, Tornadoes, and Flooding	DR		X	X	Nov 22
TN – Severe Storms, Straight-line Winds, and Remnants of Tropical Storm Olga	DR		X	X	Nov 25
NY – Severe Storms, Straight-line Winds, and Flooding	DR	X	X	X	Nov 26

FEMA Common Operating Picture



FEMA HQ	
NWC	NRCC
Monitoring	GOLD

FEMA REGIONS		
WATCH	RRCC	
Monitoring	I	Rostered
Monitoring	II	Rostered
Monitoring	III	Rostered
Monitoring	IV	Rostered
Monitoring	V	Rostered
Monitoring	VI	Rostered
Monitoring	VII	Rostered
Monitoring	VIII	Rostered
Monitoring	IX	Rostered
Monitoring	X	Rostered

Notes:
CO: Winter Storm

Major Disasters (DR): 62
Emergency Disasters (EM): 3
★ JFOs: 18 / VJFOs: 8
● Staging Area
■ Declared County
■ Fully Activated
■ Partially Activated
■ Monitoring

As of 8:00 a.m. EST November 29, 2019
Created by FEMA NWC.



<p>4419-DR-WA FCO: Willie G. Nunn JFO: Camp Murray, WA</p>	<p>4469-DR-SD 4463-DR-SD 4440-DR-SD 4448-DR-OST 4467-DR-SD FCO: James Stephenson JFO: Sioux Falls, SD RVIII IMAT</p>	<p>4396-DR-IA 4392-DR-IA 4421-DR-IA 4430-DR-S&FTMI 4467-DR-SD FCO: Timothy J. Scranton JFO: Windsor Heights, IA</p>	<p>4451-DR-MO 4435-DR-MO FCO: Jon Huss JFO: Jefferson City, MO</p>	<p>4414-DR-MN 4442-DR-MN FCO: John F. Boyle JFO: St. Paul, MN</p>	<p>4428-DR-KY FCO: Allan Jarvis JFO: Frankfort, KY</p>	<p>4457-DR-NH 4445-DR-VT 4372-DR-MA 4379-DR-MA 4447-DR-CT FCO: James McPherson JFO: Williston, VT</p>
<p>4432-DR-OR 4452-DR-OR FCO: Dolph A. Diemont JFO: Salem, OR</p>	<p>4420-DR-NE 4446-DR-PTN FCO: C. Johnson-Cage JFO: Lincoln, NE</p>	<p>4465-DR-WV FCO: Michael Sencyz JFO: Charleston, WV</p>	<p>4427-DR-TN 4400-DR-GA FCO: Manny J. Toro JFO: Nashville, TN</p>	<p>4465-DR-NC 4393-DR-NC 4412-DR-NC FCO: Elizabeth Turner JFO: Durham, NC</p>	<p>4464-DR-SC FCO: Allan Jarvis JFO: Columbia, SC</p>	<p>4415-DR-MS 4429-DR-MS 4450-DR-MS FCO: Jose M. Giroit JFO: Ridgeland, MS</p>
<p>4382-DR-CA 4407-DR-CA FCO: David G. Samaniego JFO: Sacramento, CA RIX IMAT-1, IMAT-2</p>	<p>4409-DR-TON FCO: Mark Wingate</p>	<p>4422-DR-LJBL 4423-DR-CBI 4425-DR-SBLI 4431-DR-CA 4434-DR-CA 4436-DR-NN FCO: Bern Ruiz JFO: Oakland, CA</p>	<p>4466-DR-AR 4441-DR-AR FCO: Sandra Eslinger JFO: Little Rock, AR</p>	<p>4458-DR-LA FCO: John E. Long JFO: Baton Rouge, LA</p>	<p>4468-DR-FL 4399-DR-FL FCO: Thomas J. McCool JFO: Tallahassee, FL</p>	<p>4337-DR-FL FCO: Gary Stanley JFO: Orlando, FL</p>
<p>4449-DR-KS FCO: Dan Best 4403-DR-KS 4417-DR-KS FCO: Heather R. Smith JFO: Kansas City, MO</p>	<p>4453-DR-OK 4438-DR-OK FCO: Gerry Stolar JFO: Warr Acres, OK</p>	<p>4456-DR-MCN FCO: Benjamin D. Abbott JFO: Denton, TX</p>	<p>4466-DR-TX FCO: Jerry S. Thomas JFO: Austin, TX</p>	<p>3417-EM-PR FCO: Nancy Casper JFO: San Juan, PR</p>		

N-IMATs	
3 Teams	
Red	
Blue	
Gold	
R-IMATs	
≥ 7 Teams	
I	
II	3
III	
IV-1	2
IV-2	
V	Reconstituting
VI-1	
VI-2	Reconstituting
VII	1
VIII	SD
IX-1	CA
IX-2	CA
X	
FMC	PMC
NMC	Deployed

Team:	US&R	MERS	FCOs	FDRCs	IM WORKFORCE
Status	>66%	>66%	= 2 Type 1	≤ 1	
Assigned:	28	36	41	12	13,671 (NC)
Unavailable:	0	0	4 (+1)	2 (+1)	4,349 ▼
Deployed:	0	0	33 (+1)	10 (+4)	5,193 ▲
Available:	28	36	4 (-2)	0 (-1)	4,129/ 30% ▲

IM CADRE AVAILABILITY SUMMARY

Cadres with 25% or Less Availability

EHP 11% (66/585); FL 10% (15/155); HM 21% (257/1,205); IT 22% (137/619); PA 11% (305/2,800); PLAN 25% (103/417); SAF 12% (7/57); SEC 21% (28/132)



FEMA

FEMA's mission is helping people before, during, and after disasters.

Click [here](#) to subscribe to this briefing.