

FEMA National Watch Center

Daily Operations Briefing

Monday, November 28, 2022

8:30 a.m. ET



FEMA

National Current Ops / Monitoring

New Significant Incidents / Ongoing Ops

- No significant incidents / operations

Hazard Monitoring

- Heavy snow – Pacific Northwest to Northern/Central Rockies

Disaster Declaration Activity

- No new declaration activity

Event Monitoring

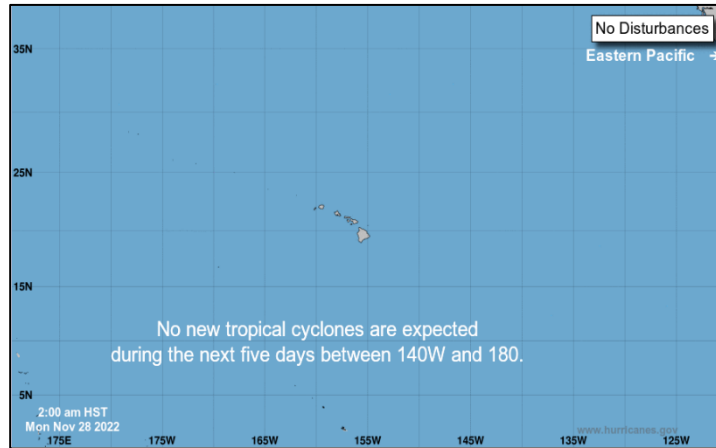
- No significant events



FEMA

Tropical Outlook – Five-Day

Central Pacific



- No significant activity

Eastern Pacific



- No significant activity

Atlantic

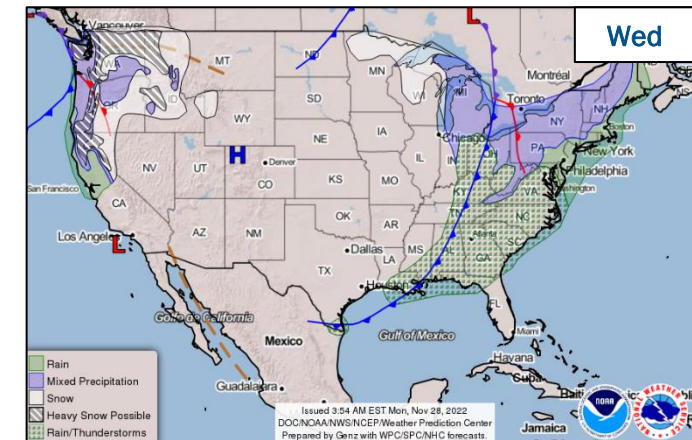
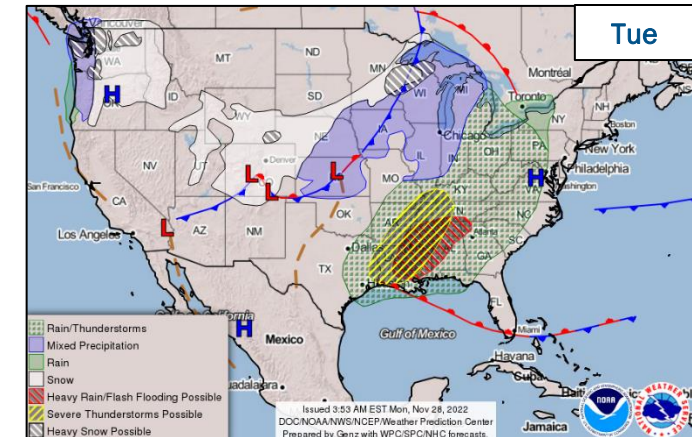
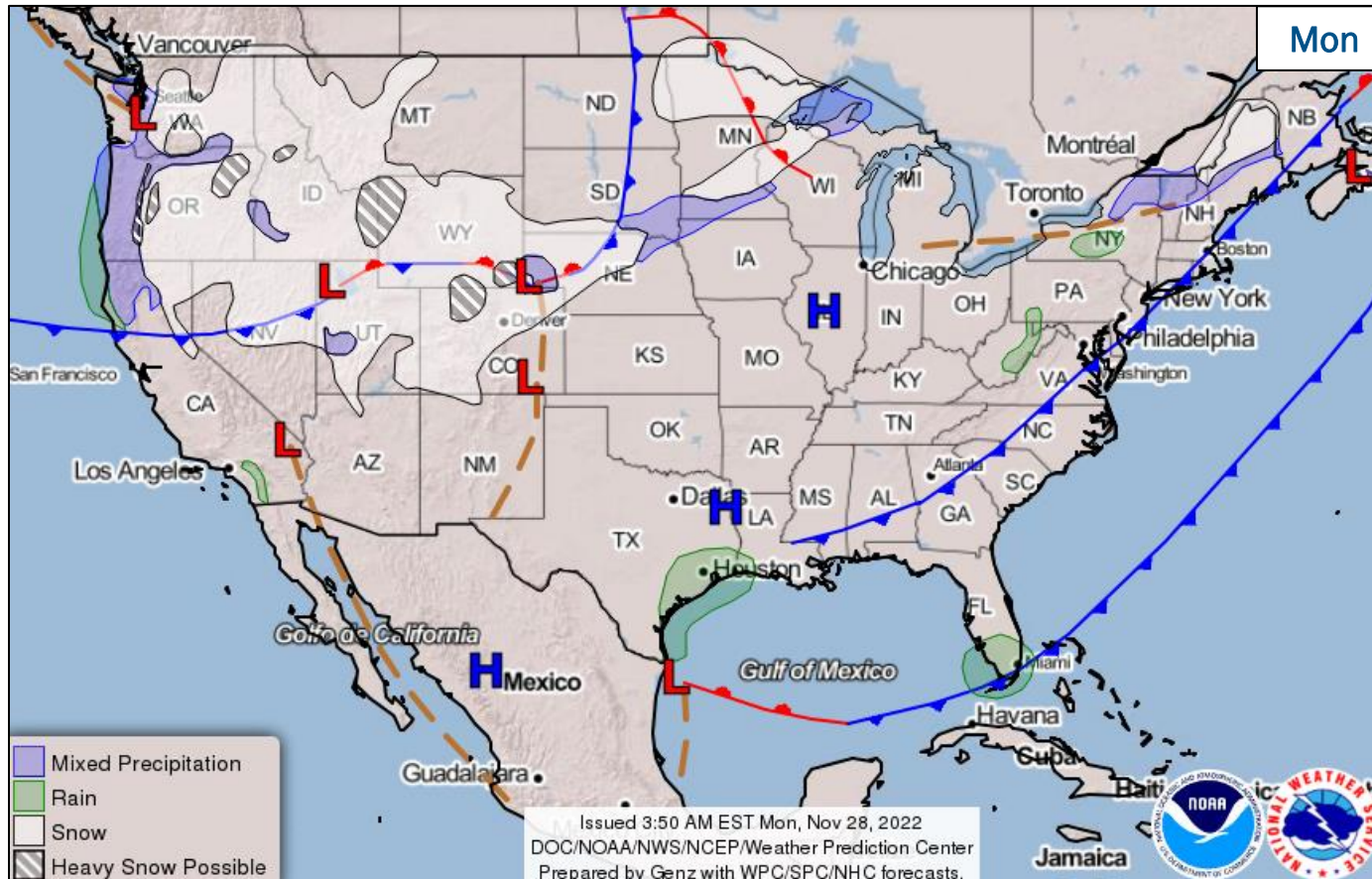


- No significant activity



FEMA

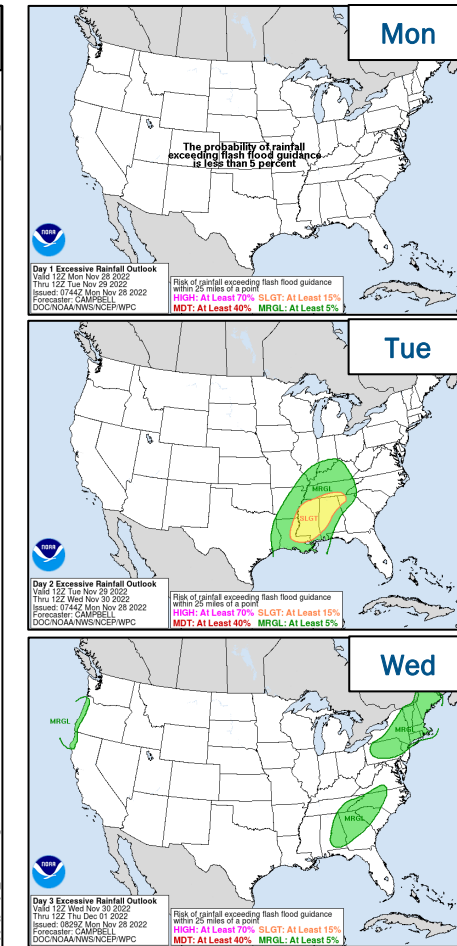
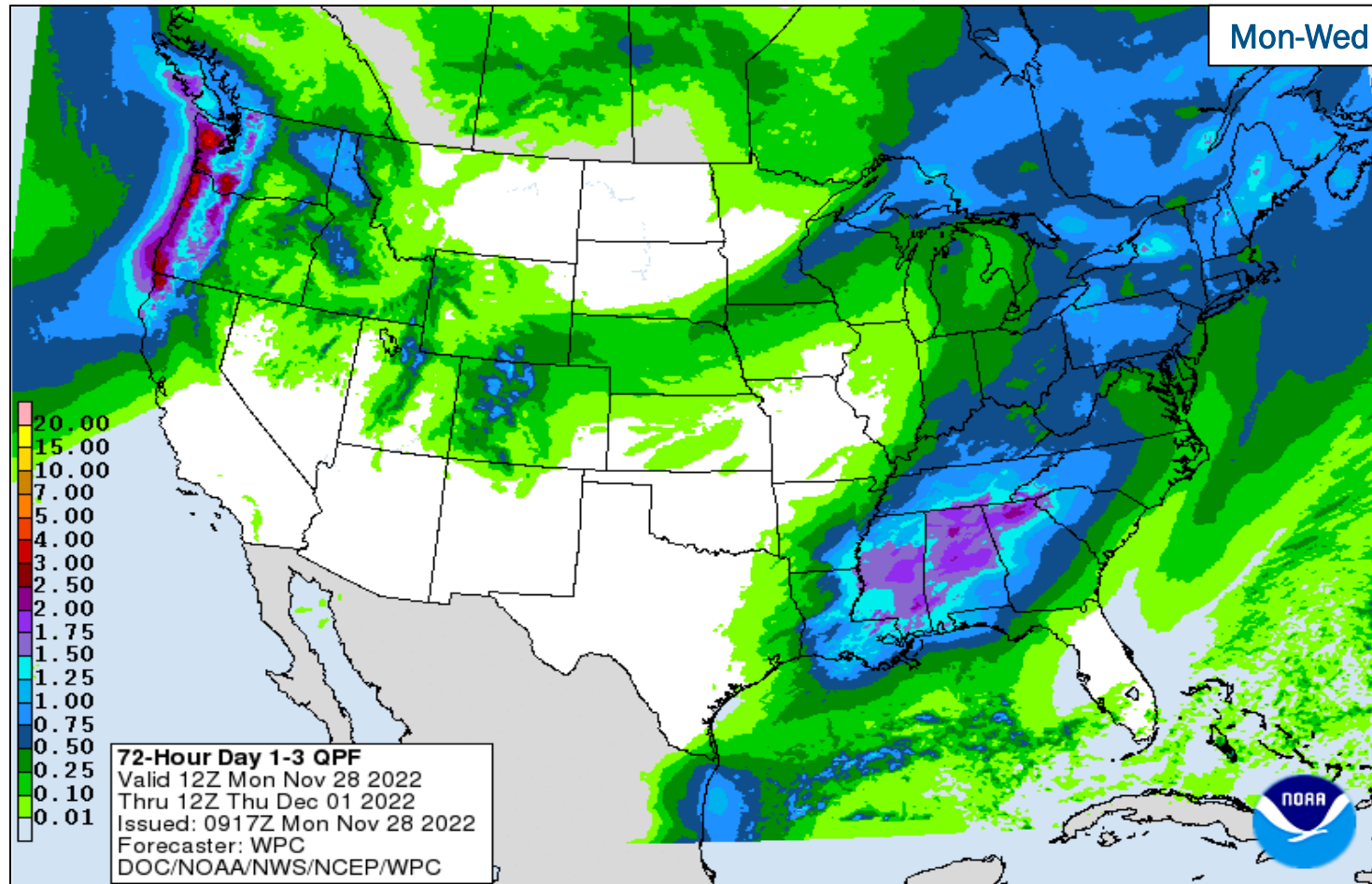
National Weather Forecast



FEMA

National Watch Center

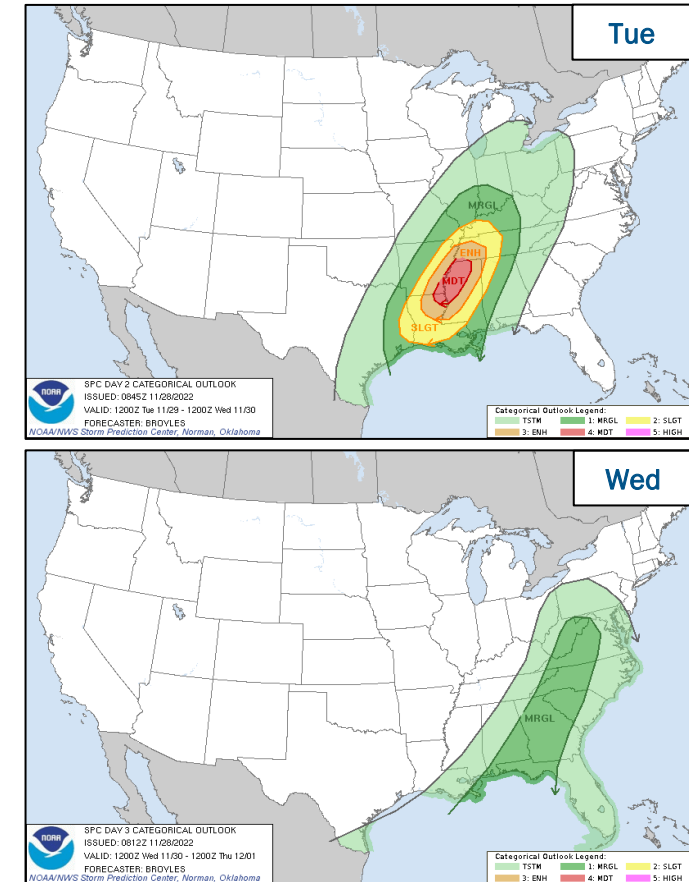

Precipitation & Excessive Rainfall



FEMA

National Watch Center

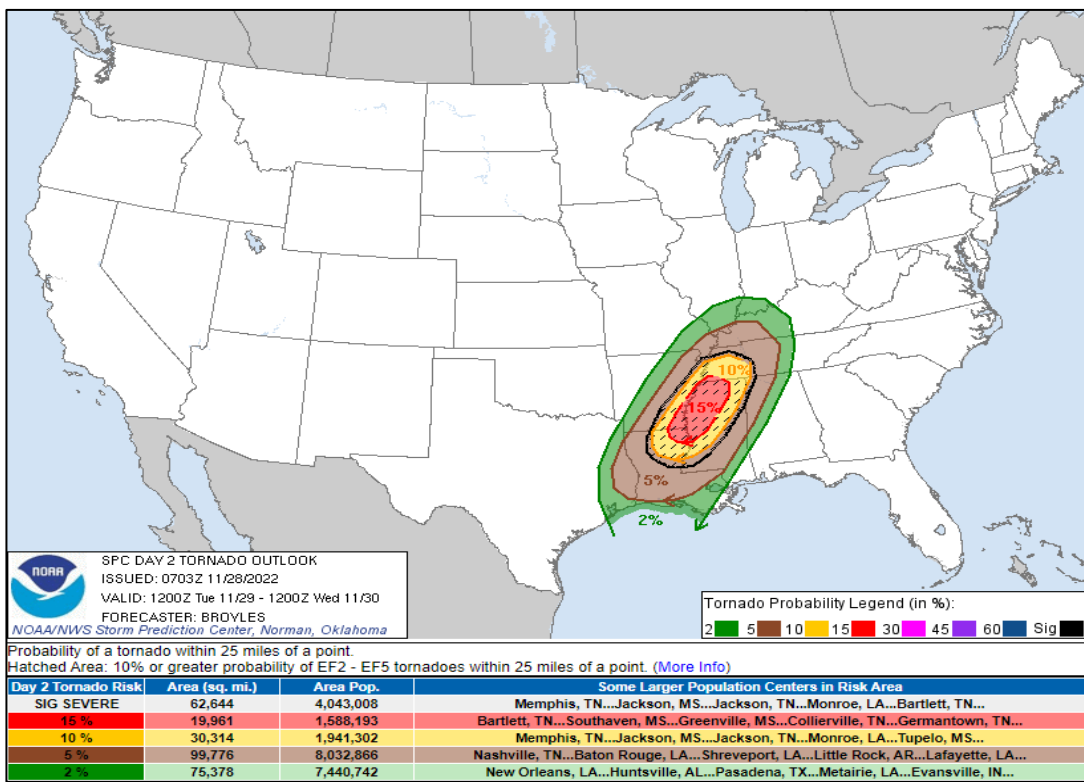
Severe Weather Outlook



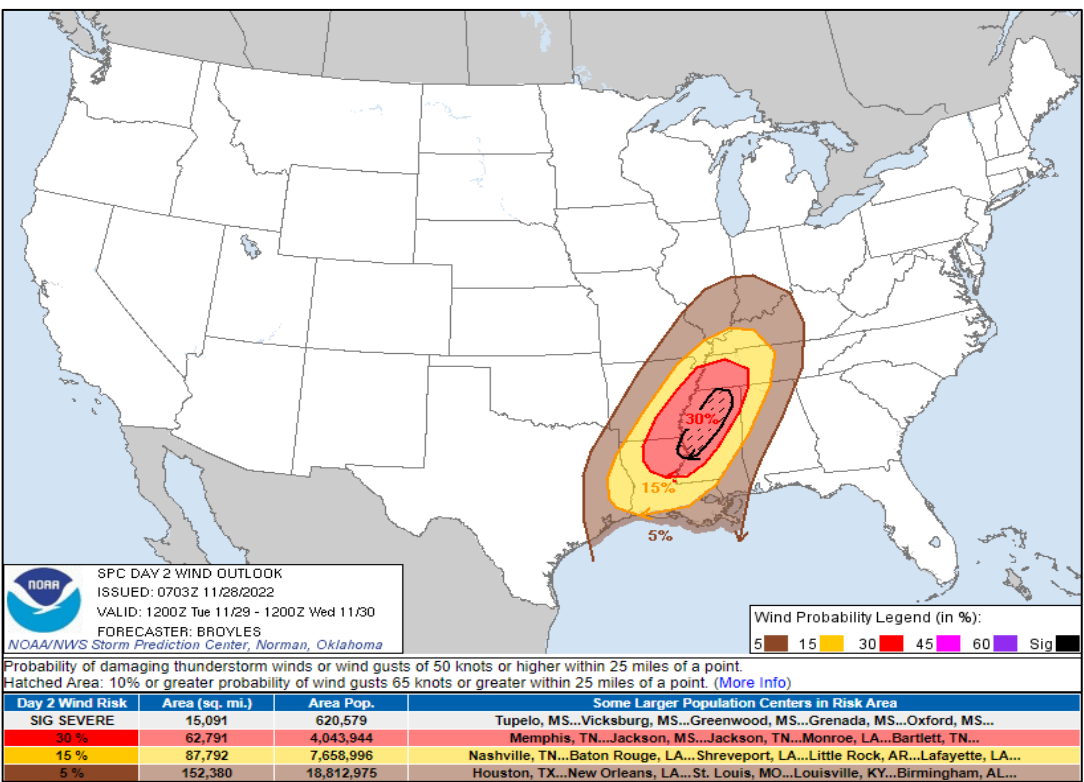
FEMA

National Watch Center

Severe Weather Outlook – Moderate Risk (Tuesday)



Tornado Outlook



Wind Outlook

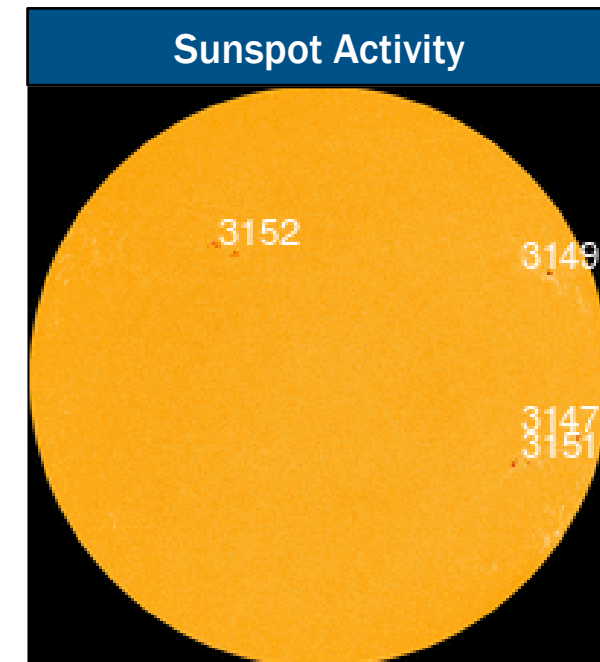



FEMA

National Watch Center

Space Weather Outlook

	Space Weather Activity	Geomagnetic Storms	Solar Radiation	Radio Blackouts
Past 24 Hours	None	None	None	None
Next 24 Hours	None	None	None	None
For further information on NOAA Space Weather Scales refer to: http://www.swpc.noaa.gov/noaa-scales-explanation For further information on Sunspot Activity refer to: https://www.swpc.noaa.gov/phenomena/sunspotssolar-cycle				



FEMA

National Watch Center

FEMA Common Operating Picture

16

Joint Field
Offices

9

Virtual Joint
Field Offices

53

Major
Disasters

12

Emergency
Declarations

Monday
November 28, 2022
8:30 a.m. ET

FEMA HQ

NWC

NRCC

Monitoring

Rostered

FEMA REGIONS

Watch

RRCC

Monitoring

I

Rostered

Monitoring

II

Rostered

Monitoring

III

Rostered

Monitoring

IV

Rostered

Monitoring

V

Rostered

Monitoring

VI

Rostered

Monitoring

VII

Rostered

Monitoring

VIII

Rostered

Monitoring

IX

Rostered

Monitoring

X

Rostered

Notes:

RWCs/RRCCs:

NSTR

STATE EOCs:

- NJ: TC Ida, Monkeypox
- CO/NJ: Avian Influenza
- PR: TC Fiona
- MD: Cyber Event
- FL: TC Ian
- KY/NM: Flooding
- MS: Jackson Water Crisis
- IL: SW Border Bus Reception and Coordination
- AZ/CO/NM: Wildfires
- TX: Ongoing Operations
- KS: All Hazards
- AS/HI: Seismic Activity
- OR: Pediatric Respiratory Surge
- WA: European Green Crabs

Surge Capacity Force

Rostered

7,701

Deployed

100

N-IMATs

2-4 Teams Available

Red

White

FL

Blue

Gold

R-IMATs

≥ 7 Teams Available

I

1

II

III

Personnel

IV-1

FL

IV-2

V

Reconstituting

VI-1

Personnel

VI-2

VII

VIII

Reconstituting

IX-1

Personnel

IX-2

X

Legend

Fully Mission Capable (FMC)

Partially Mission Capable (PMC)

Not Mission Capable (NMC)

Deployed

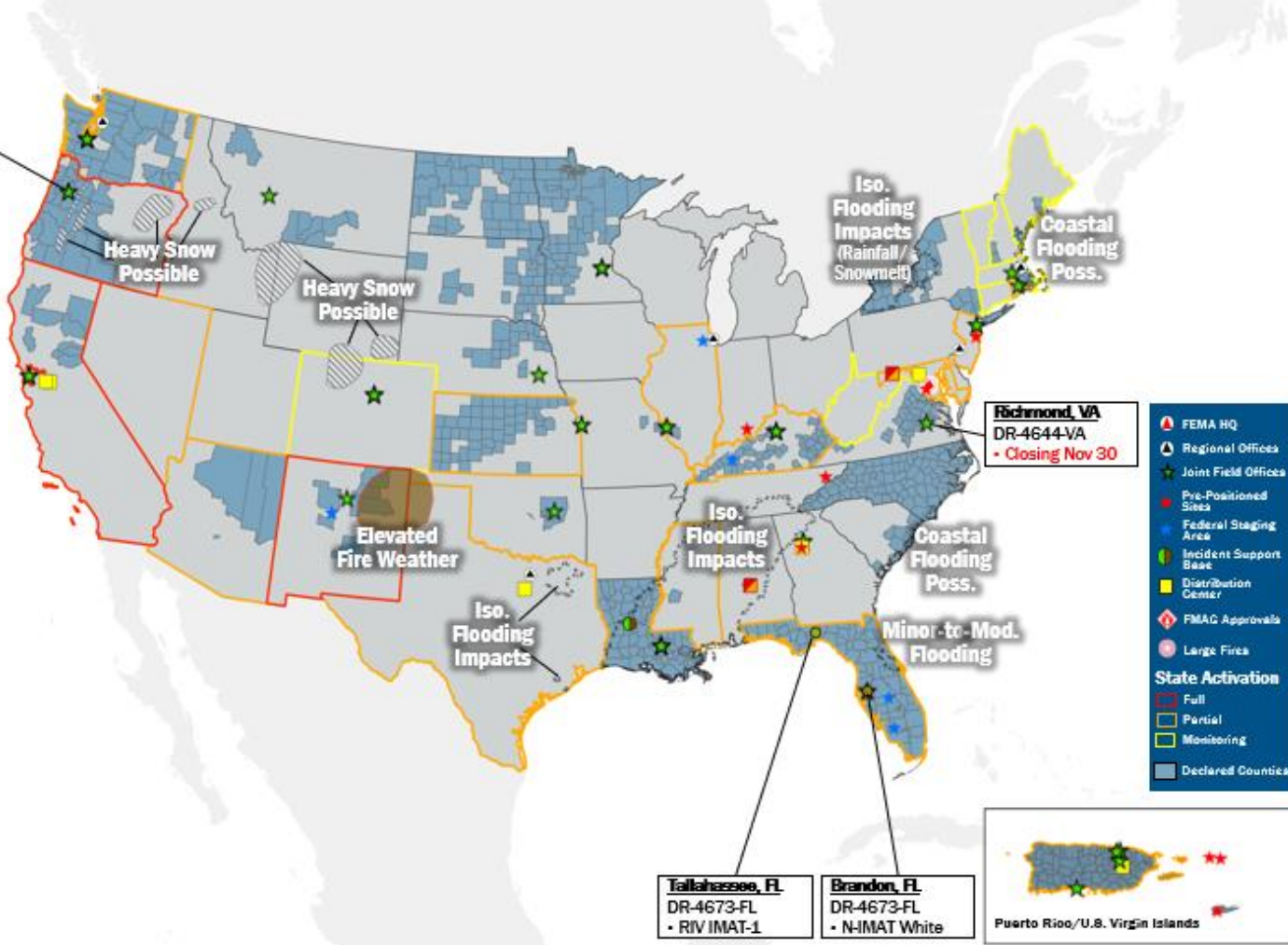
REGIONAL BREAKDOWN

	JFO/VJFO	DR	EM
I	2/0	5	0
II	2/3	5	4
III	1/0	2	0
IV	2/1	7	5
V	1/0	4	0
VI	2/1	3	3
VII	2/1	4	0
VIII	1/1	4	0
IX	0/1	6	0
X	2/1	13	0

Salem, OR

DR-4599-OR

Closing Nov 30



Richmond, VA
DR-4644-VA
Closing Nov 30

Tallahassee, FL
DR-4673-FL
RIV IMAT-1

Brandon, FL
DR-4673-FL
N-IMAT White



- FEMA HQ
- Regional Offices
- Joint Field Offices
- Pre-Positioned Sites
- Federal Staging Area
- Incident Support Base
- Distribution Center
- FMAIC Approvals
- Large Fire
- State Activation
- Full
- Partial
- Monitoring
- Declared Counties

IM Workforce

13,469 Assigned
4,059 (-43) Unavailable
6,237 (-9) Deployed

23% / 3,173 (+52) Available

IM Cadre Availability ≤ 25% Availability

Civil Rights: 22% (26/116); Disability Integration: 9% (6/64); External Affairs: 20% (100/491); Environmental Planning and Historic Preservation: 20% (166/847); Field Leadership: 12% (17/143); Hazard Mitigation: 12% (154/1,266); Human Resources: 20% (33/164); Interagency Recovery Coordination: 20% (60/303); Information Technology: 25% (153/603); Logistics: 21% (297/1,386); Operations: 17% (62/369); Public Assistance: 13% (304/2,274); Planning: 10% (48/477); Safety: 12% (9/74); Security: 23% (33/141)

MERS

≥ 66%

36 Assigned
0 Unavailable
0 Deployed

36 Available

US&R

≥ 66%

28 Assigned
3 Unavailable
0 Deployed

25 Available

FCO

≤ 1 Type I

51 Assigned
2 Unavailable
44 (26 FCOR) Deployed

4 Available

Joint Preliminary Damage Assessments

Region	State / Location	Incident	IA	Number of Counties		Start – End
			PA	Requested	Complete	
IV	FL	Tropical Storm Nicole Nov 7 and continuing	IA	6	6	11/13 – 11/18
			PA	11	10	11/13 – TBD
V	IN	Flooding Sep 3	IA	0	0	N/A
			PA	3	0	10/18 – TBD
VI	OK	Severe Storms, Tornadoes, and Floods Nov 4 and continuing	IA	0	0	N/A
			PA	4	0	11/18 – TBD



FEMA

Declaration Requests in Process – 5

State / Tribe / Territory – Incident Description	Type	IA	PA	HM	Requested
OR – Wildfires and Straight-line Winds	EM		X		Sep 9
GA – Flooding	DR	X			Oct 4
WV – Severe Storms, Flooding, Landslides, and Mudslides	DR	X	X	X	Oct 14
UT – Severe Storms and Flooding	DR		X	X	Oct 19
CA – Heat Dome and Wildfires	DR	X	X	X	Oct 26



FEMA



FEMA

Helping people before, during, and after disasters.



Scan to subscribe to this briefing.