

FEMA National Watch Center

Daily Operations Briefing

Saturday, November 26, 2022

8:30 a.m. ET



FEMA

National Current Ops / Monitoring

New Significant Incidents / Ongoing Ops

- No significant incidents / operations

Hazard Monitoring

- Heavy Rain and Flash Flooding – Southern Plains
- Tropical Activity:
 - Central Pacific: Disturbance 1: Low (20%)

Disaster Declaration Activity

- No new declaration activity

Event Monitoring

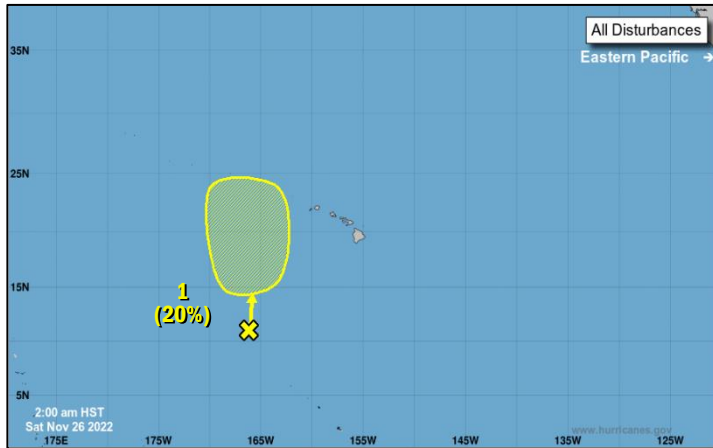
- No significant events



FEMA

Tropical Outlook – Five Day

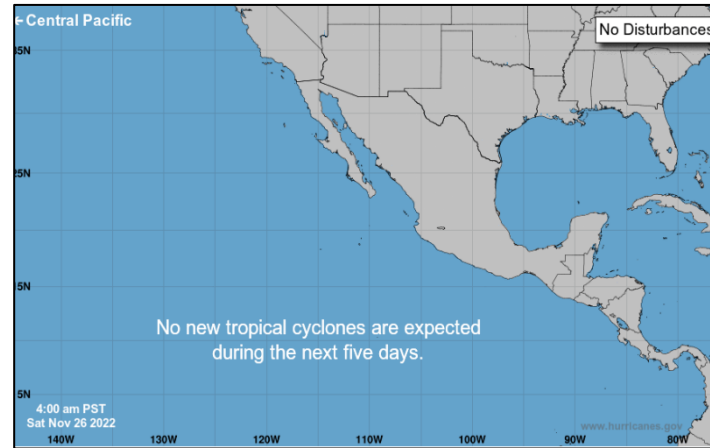
Central Pacific



Disturbance 1 (as of 7:00 a.m. ET)

- Located 900 miles SW of the Hawaiian Islands
- Moving slowly N
- Slow development is possible early next week
- Formation chance – 48 hour: Low (near 0%); 5 days: Low (20%)

Eastern Pacific



- No significant activity

Atlantic

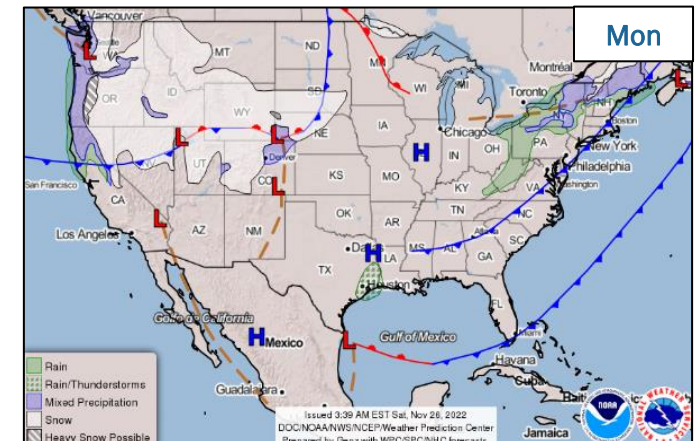
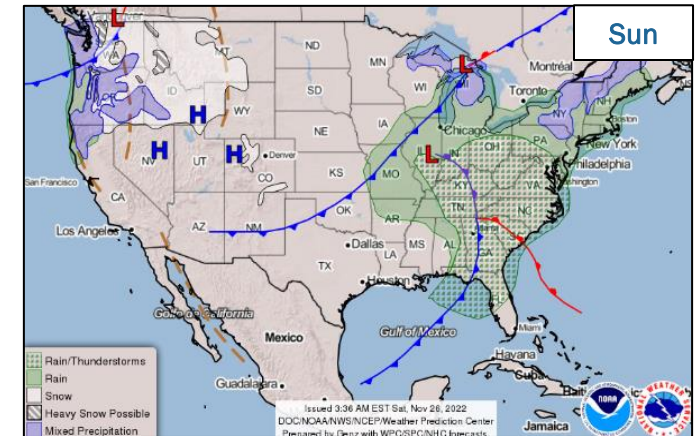
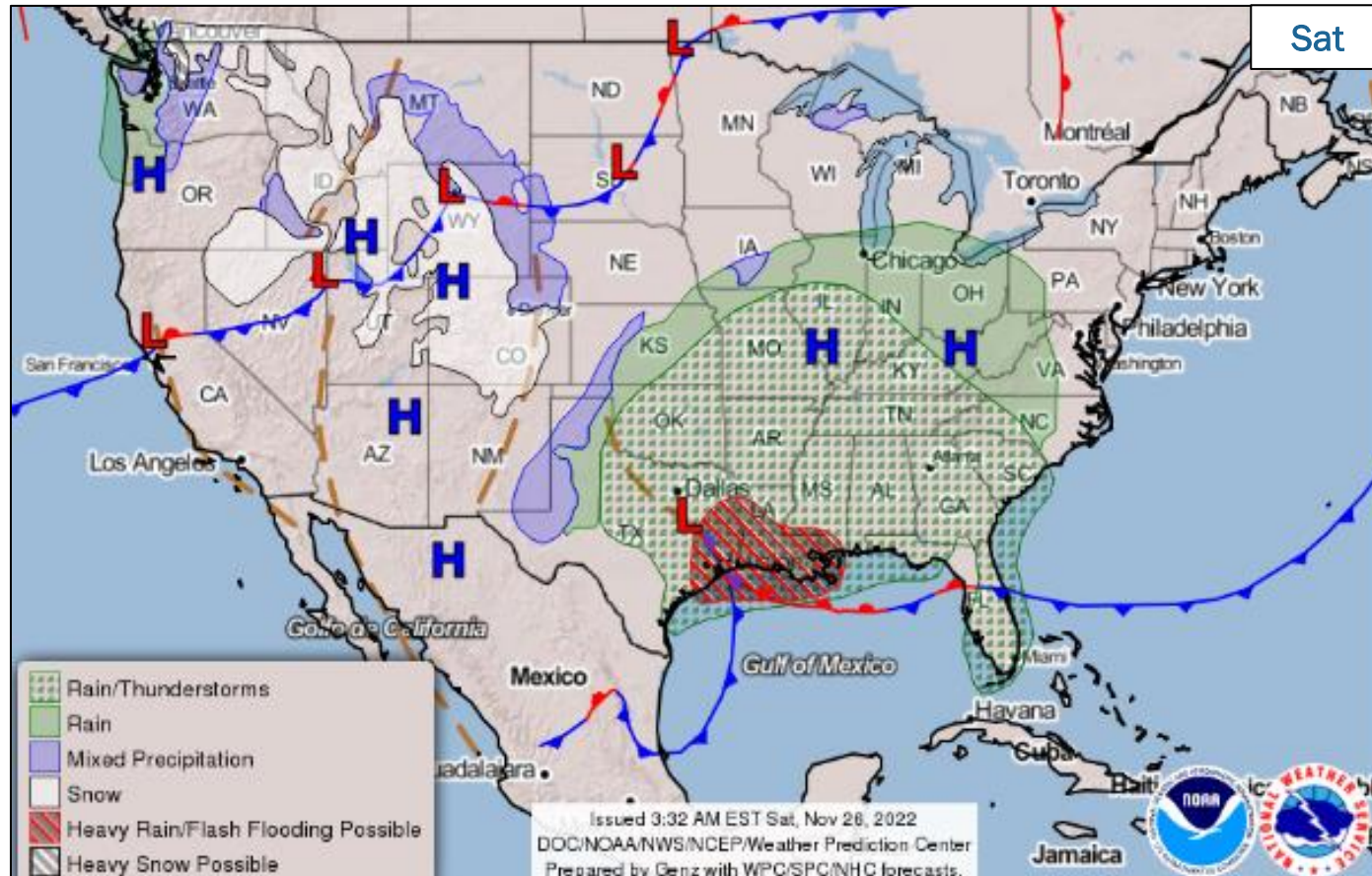


- No significant activity



FEMA

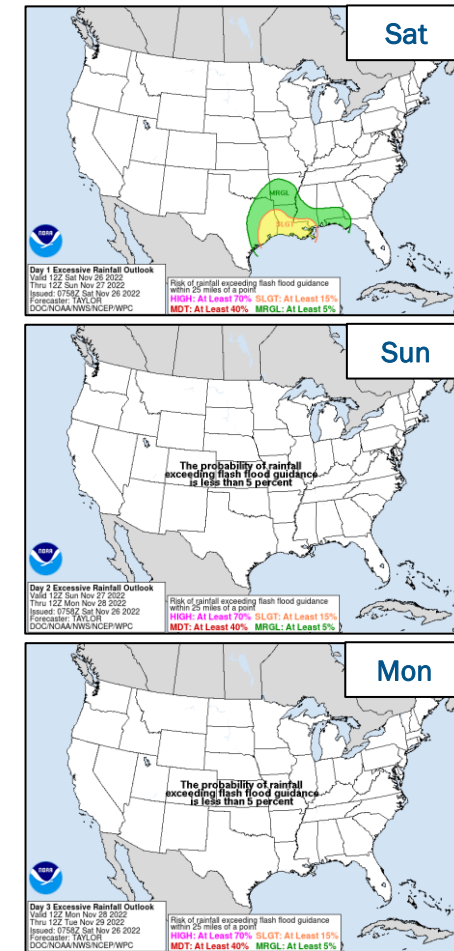
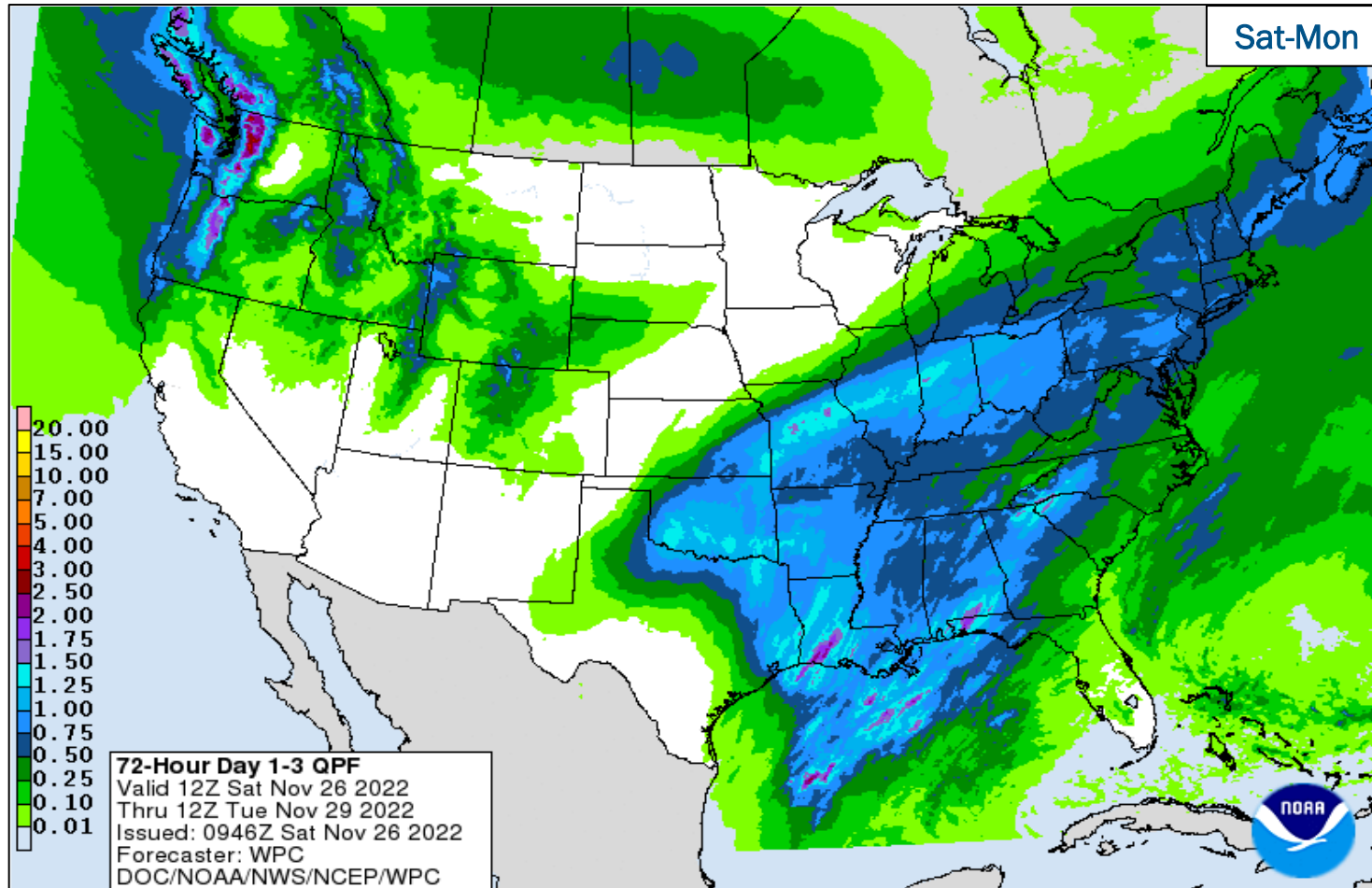
National Weather Forecast



FEMA

National Watch Center

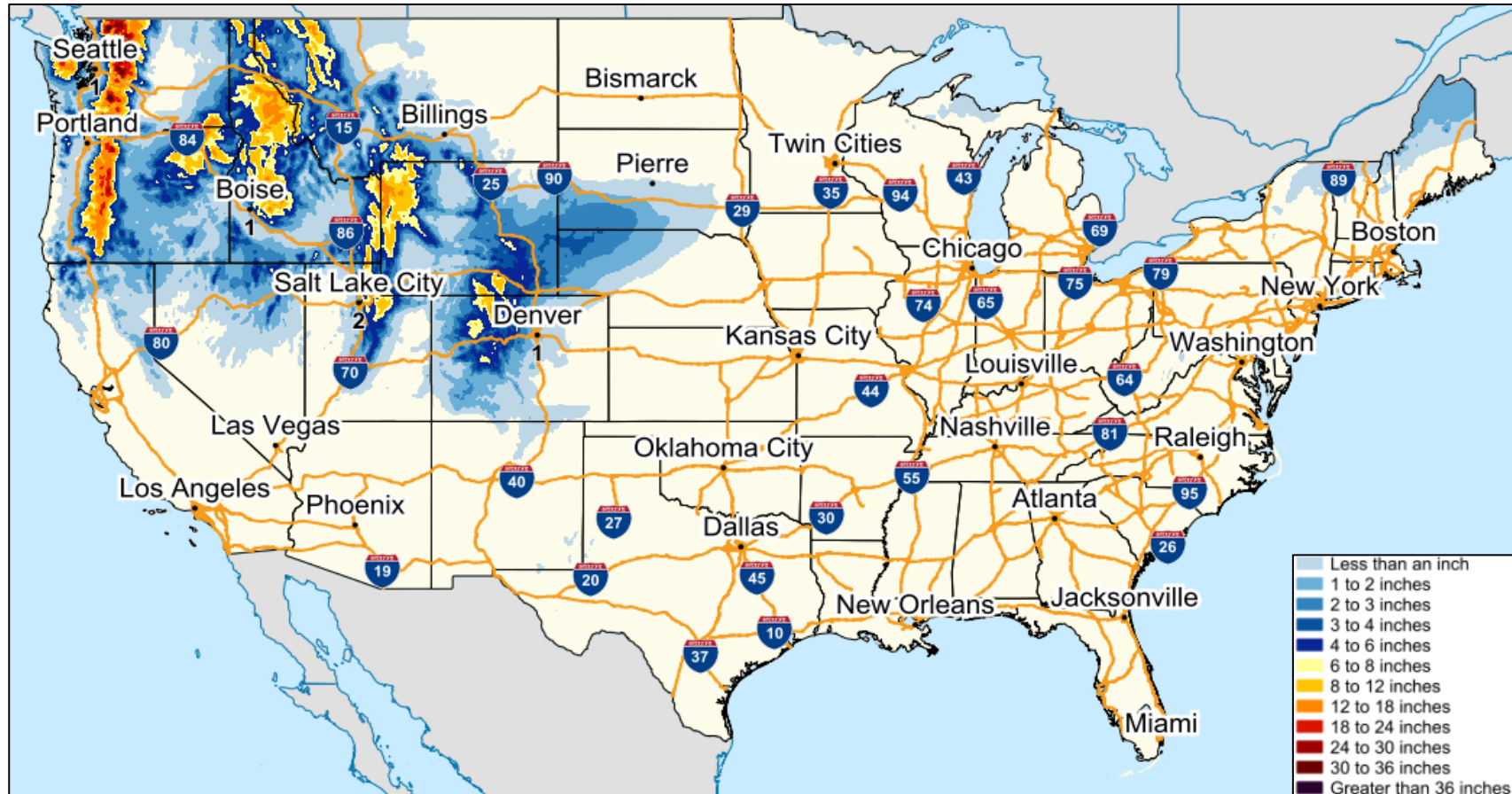
Precipitation & Excessive Rainfall



FEMA

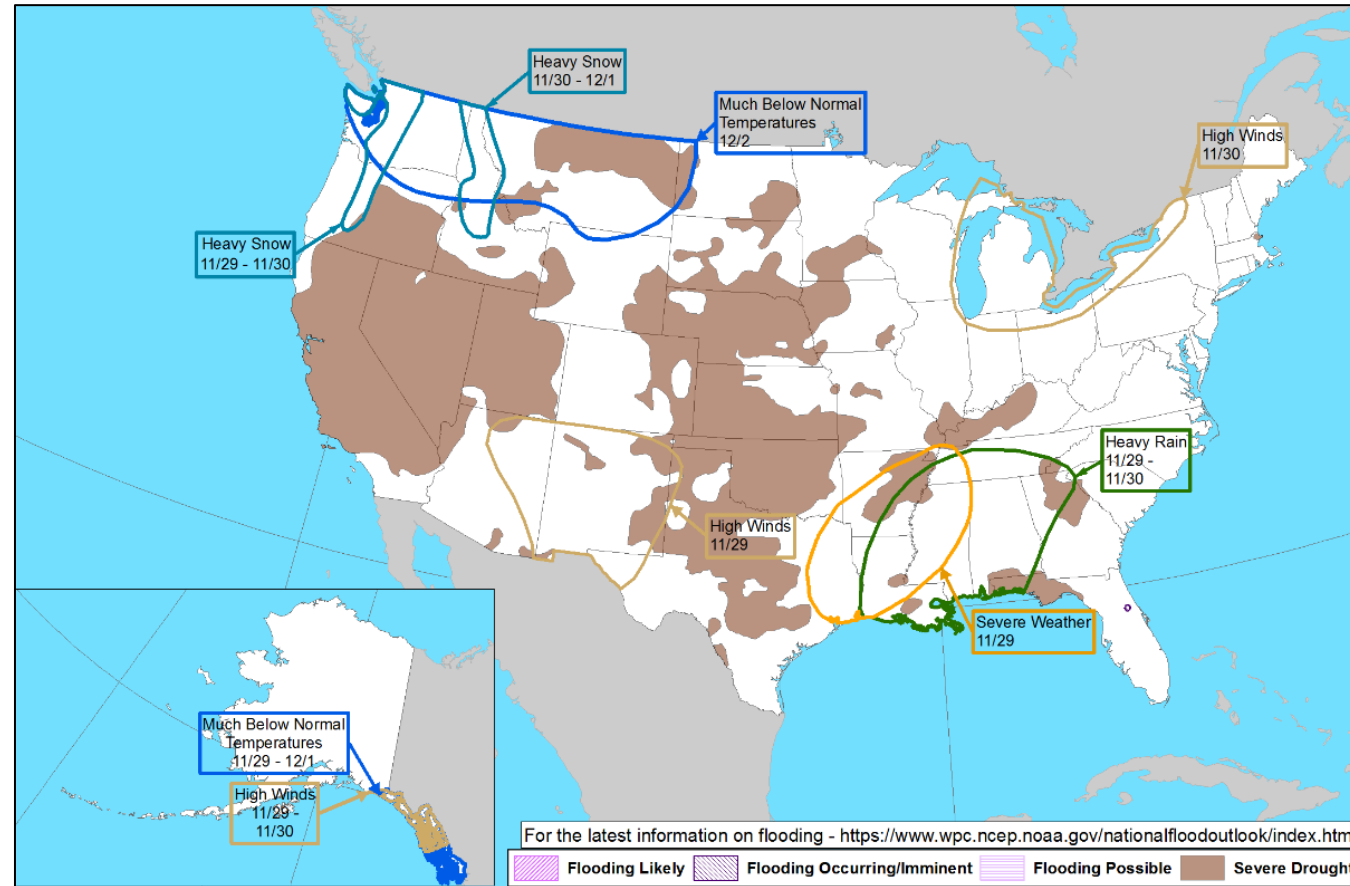
National Watch Center

Forecast Snowfall



FEMA



Hazards Outlook – Nov 28-Dec 2



FEMA

Space Weather Outlook

	Space Weather Activity	Geomagnetic Storms	Solar Radiation	Radio Blackouts
Past 24 Hours	None	None	None	None
Next 24 Hours	None	None	None	None
For further information on NOAA Space Weather Scales refer to: http://www.swpc.noaa.gov/noaa-scales-explanation For further information on Sunspot Activity refer to: https://www.swpc.noaa.gov/phenomena/sunspotssolar-cycle				



FEMA

National Watch Center

FEMA Common Operating Picture

16

Joint Field
Offices

9

Virtual Joint
Field Offices

53

Major
Disasters

12

Emergency
Declarations

Saturday
November 26, 2022
8:30 a.m. ET

FEMA HQ	
NWC	NRCC
Monitoring	Rostered

FEMA REGIONS		
Watch	RRCC	
Monitoring	I	Rostered
Monitoring	II	Rostered
Monitoring	III	Rostered
Monitoring	IV	Rostered
Monitoring	V	Rostered
Monitoring	VI	Rostered
Monitoring	VII	Rostered
Monitoring	VIII	Rostered
Monitoring	IX	Rostered
Monitoring	X	Rostered

Notes:	
RWCs/RRCCs:	STATE EOCs:
	NJ: Remnants of Ida
	NJ: Monkeypox
	CO/NJ: Avian Influenza
	PR: To Fona
	MD: Cyber Event
	FL: TC Ian
	KY/NM: Flooding
	MS: Jackson Water Crisis
	IL: SW Border Bus Reception and Coordination
	AZ/CO/NM: Wildfires
	TX: Ongoing Operations
	KS: All Hazards
	AS/HI: Seismic Activity
	OR: Pediatric Respiratory Surge
	WA: European Green Crabs

Surge Capacity Force	
Rostered 7,701	Deployed 101 (-7)

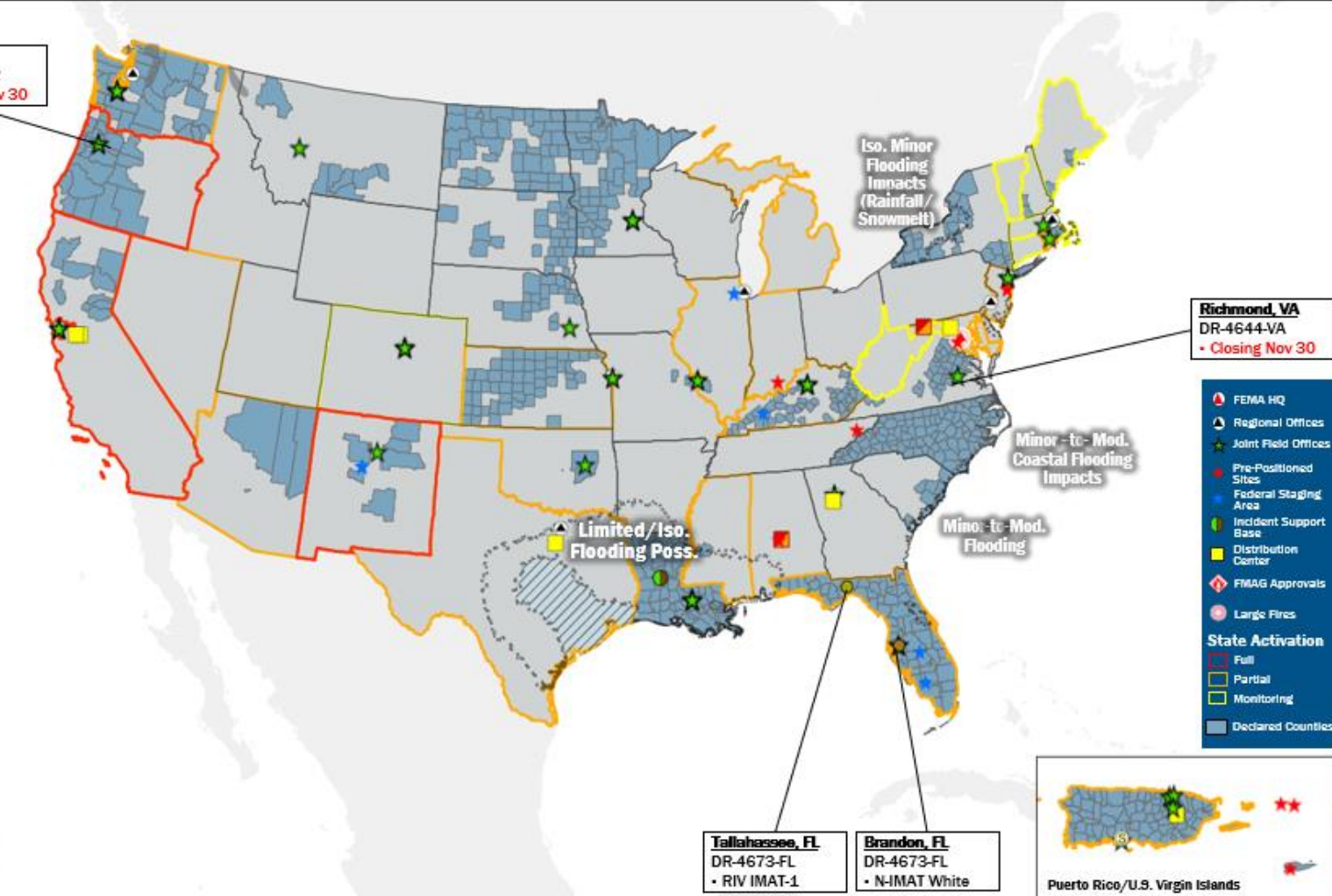
N-IMATs	
2-4 Teams Available	
Red	
White	FL
Blue	
Gold	

R-IMATs	
≥ 7 Teams Available	
I	1
II	
III	Personnel
IV-1	FL
IV-2	Demobilizing
V	Reconstituting
VI-1	Personnel
VI-2	
VII	
VIII	Reconstituting
IX-1	Personnel
IX-2	
X	

Fully Mission Capable (FMC)
Partially Mission Capable (PMC)
Not Mission Capable (NMC)
Deployed

REGIONAL BREAKDOWN			
	JFO/VJFO	DR	EM
I	2/0	5	0
II	2/3	5	4
III	1/0	2	0
IV	2/1	7	5
V	2/0	4	0
VI	2/1	3	3
VII	2/1	4	0
VIII	1/1	4	0
IX	0/1	6	0
X	2/1	13	0

Salem, OR
DR-4599-OR
• Closing Nov 30



IM Workforce

13,469 (+6) Assigned
4,125 (+33) Unavailable
6,252 (-38) Deployed

23% / 3,092 (+11) Available

IM Cadre Availability ≤ 25% Availability

Civil Rights: 21% (24/116); Disability Integration: 11% (7/64); External Affairs: 21% (101/491); Environmental Planning and Historic Preservation: 19% (161/847); Field Leadership: 11% (16/143); Hazard Mitigation: 11% (143/1,266); Human Resources: 19% (31/164); Interagency Recovery Coordination: 19% (58/303); Information Technology: 25% (153/603) Logistics: 21% (290/1,392); Operations: 14% (53/369); Public Assistance: 13% (296/2,274); Planning: 9% (45/477); Safety: 13% (10/75); Security: 24% (34/141)

MERS

≥ 66%

36 Assigned
0 Unavailable
0 Deployed

36 Available

US&R

≥ 66%

28 Assigned
3 Unavailable
0 Deployed

25 Available

FCO

≤ 1 Type I

51 Assigned
2 (-1) Unavailable
44 (+2) (26 FCOR) Deployed

4 (-1) Available

Joint Preliminary Damage Assessments

Region	State / Location	Incident	IA	Number of Counties		Start – End
			PA	Requested	Complete	
IV	FL	Tropical Storm Nicole Nov 7 and continuing	IA	6	6	11/13 – 11/18
			PA	11	10	11/13 – TBD
V	IN	Flooding Sep 3	IA	0	0	N/A
			PA	3	0	10/18 – TBD
VI	OK	Severe Storms, Tornadoes, and Floods Nov 4 and continuing	IA	0	0	N/A
			PA	4	0	11/18 – TBD



FEMA

Declaration Requests in Process – 5

State / Tribe / Territory – Incident Description	Type	IA	PA	HM	Requested
OR – Wildfires and Straight-line Winds	EM		X		Sep 9
GA – Flooding	DR	X			Oct 4
WV – Severe Storms, Flooding, Landslides, and Mudslides	DR	X	X	X	Oct 14
UT – Severe Storms and Flooding	DR		X	X	Oct 19
CA – Heat Dome and Wildfires	DR	X	X	X	Oct 26



FEMA



FEMA

Helping people before, during, and after disasters.



Scan to subscribe to this briefing.