

FEMA National Watch Center

# Daily Operations Briefing

Friday, November 25, 2022

8:30 a.m. ET



**FEMA**

# National Current Ops / Monitoring

---

## New Significant Incidents / Ongoing Ops

- No significant incidents / operations

## Hazard Monitoring

- Heavy snow – Southern Plains
- Freezing rain – Northeast
- Heavy rain and flash flooding – Southern Plains
- Tropical Activity:
  - Central Pacific: Disturbance 1: Low (20%)

## Disaster Declaration Activity

- No new declaration activity

## Event Monitoring

- No significant events



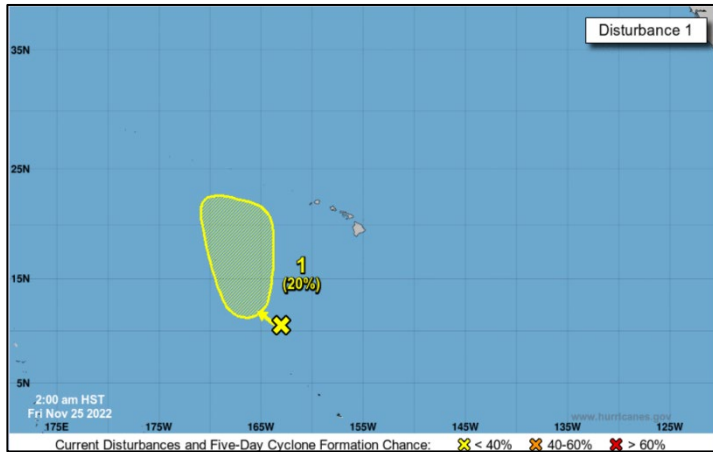
**FEMA**

# Tropical Outlook – Five Day

## Central Pacific

## Eastern Pacific

## Atlantic



### Disturbance 1 (as of 7:00 a.m. ET)

- Expected to develop south of the Hawaiian Islands during the next couple of days
- Moving slowly NW
- Some slow development is possible late this weekend into early next week
- Formation chance - 48 hours: Low (near 0%); 5 days: Low (20%)



- No significant activity



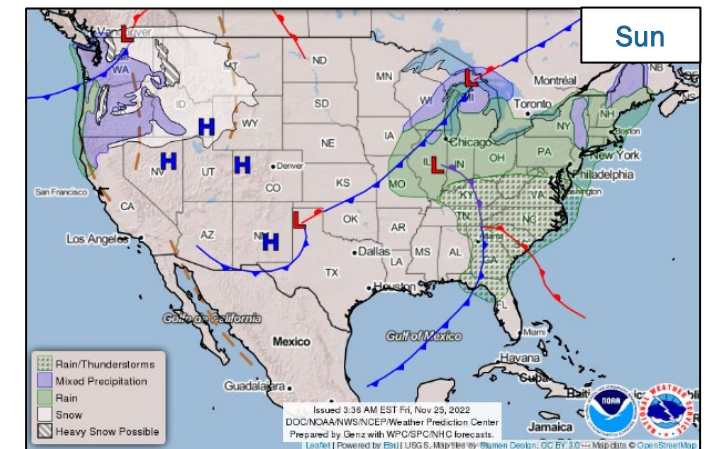
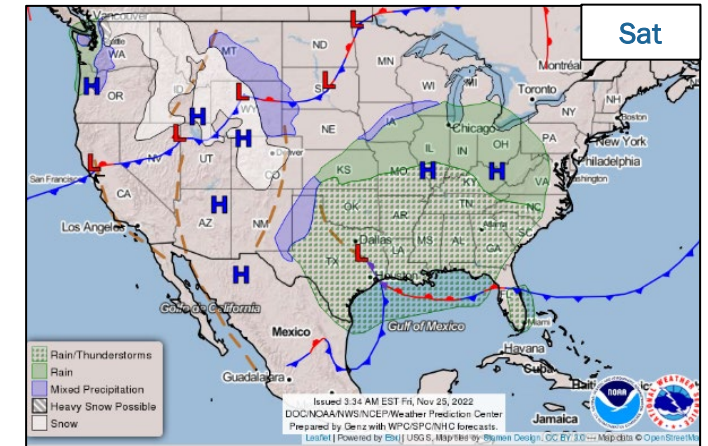
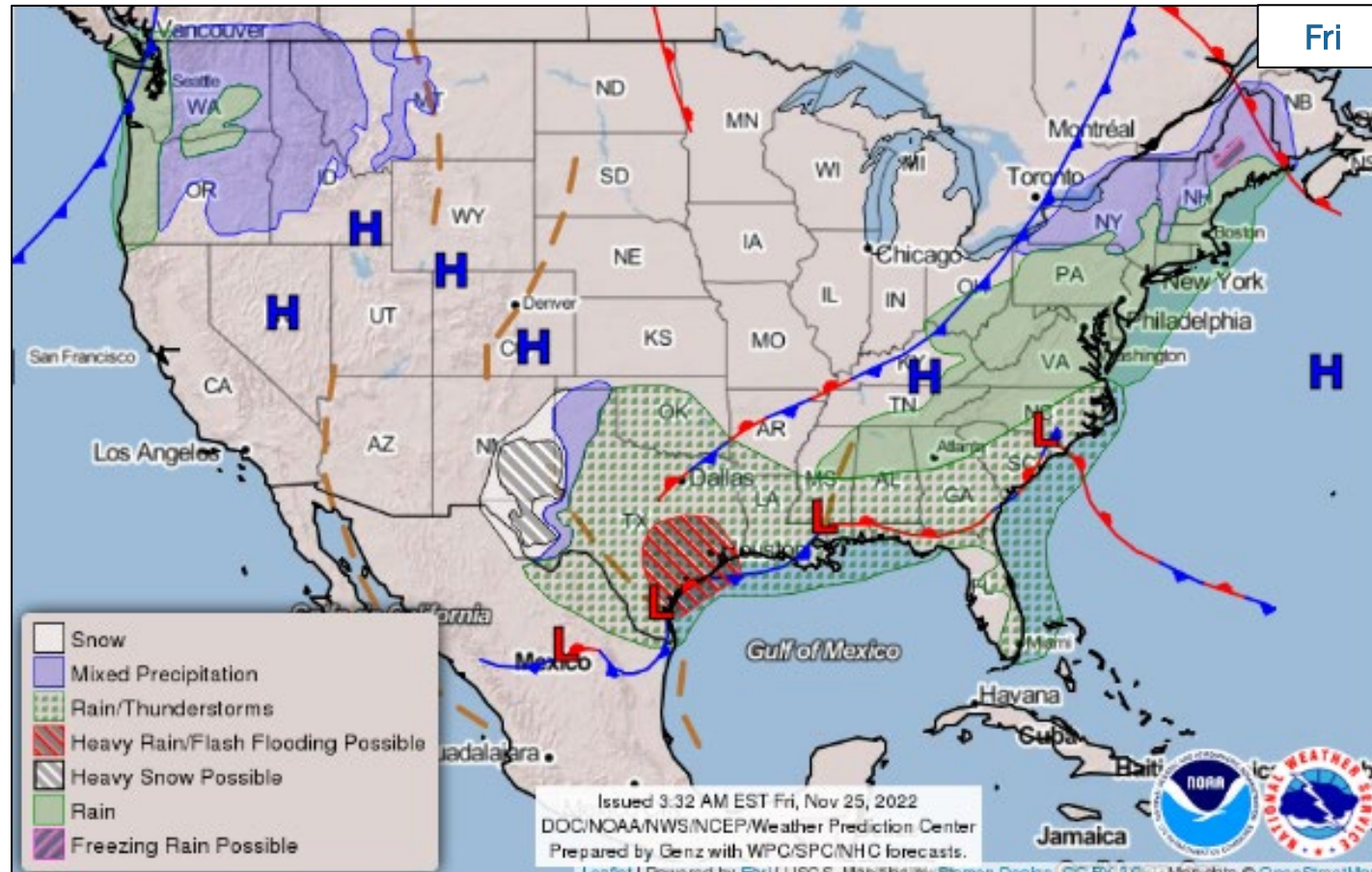
- No significant activity



FEMA

National Watch Center

# National Weather Forecast

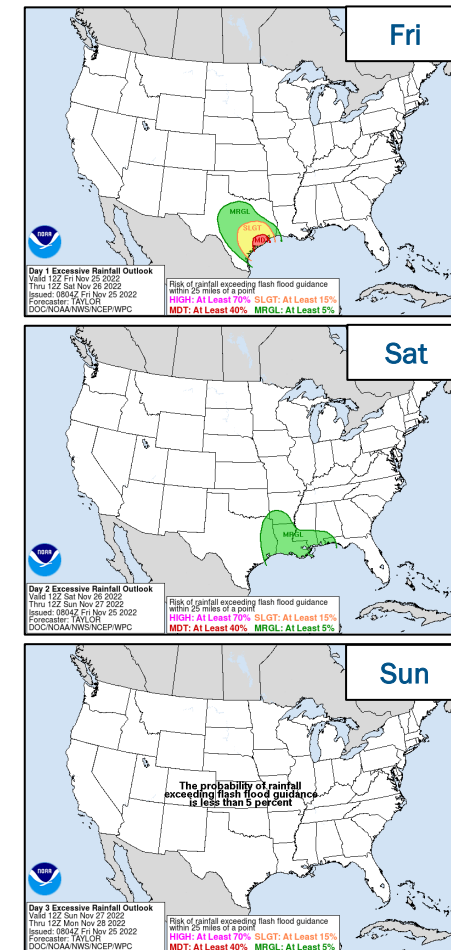
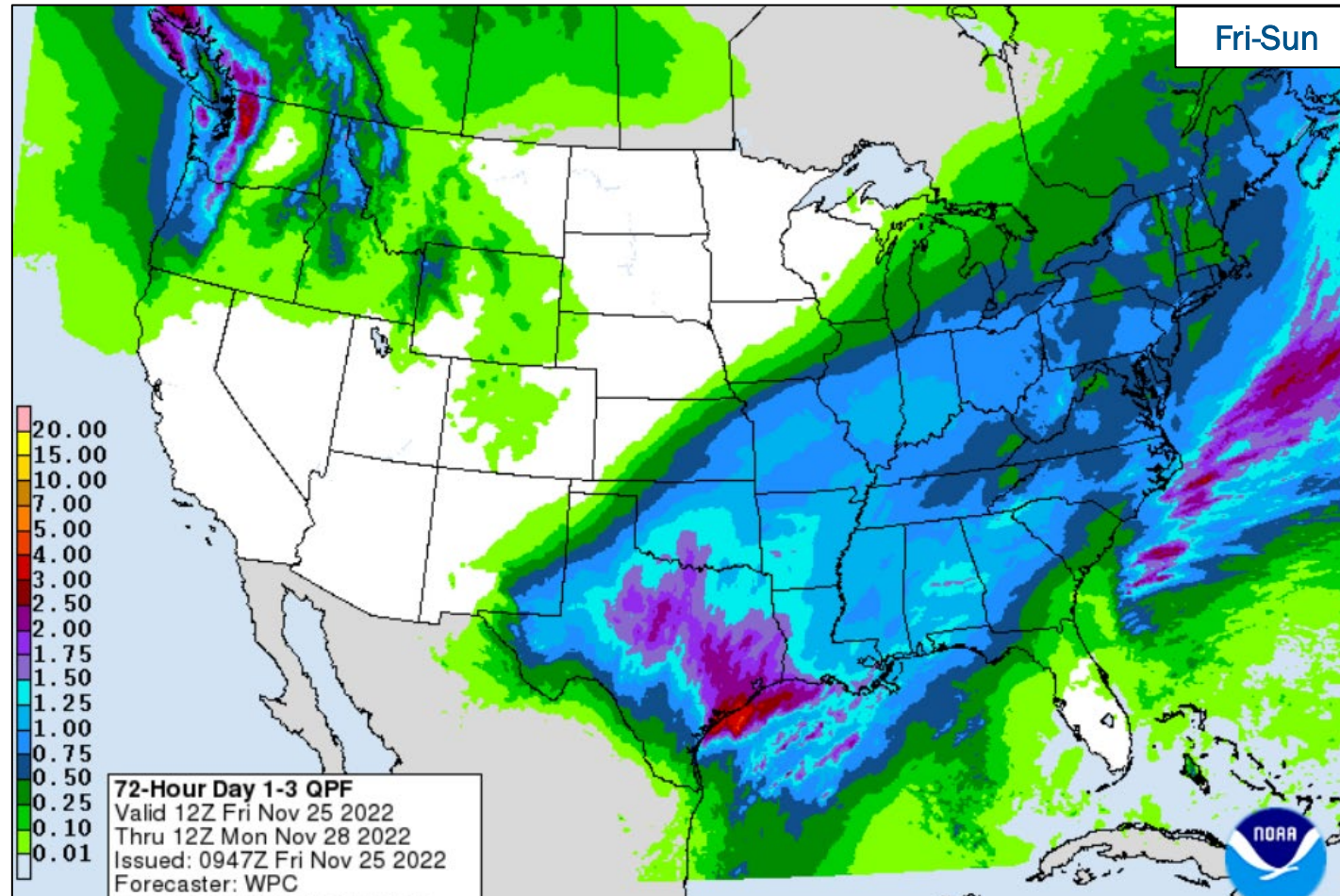


FEMA

National Watch Center



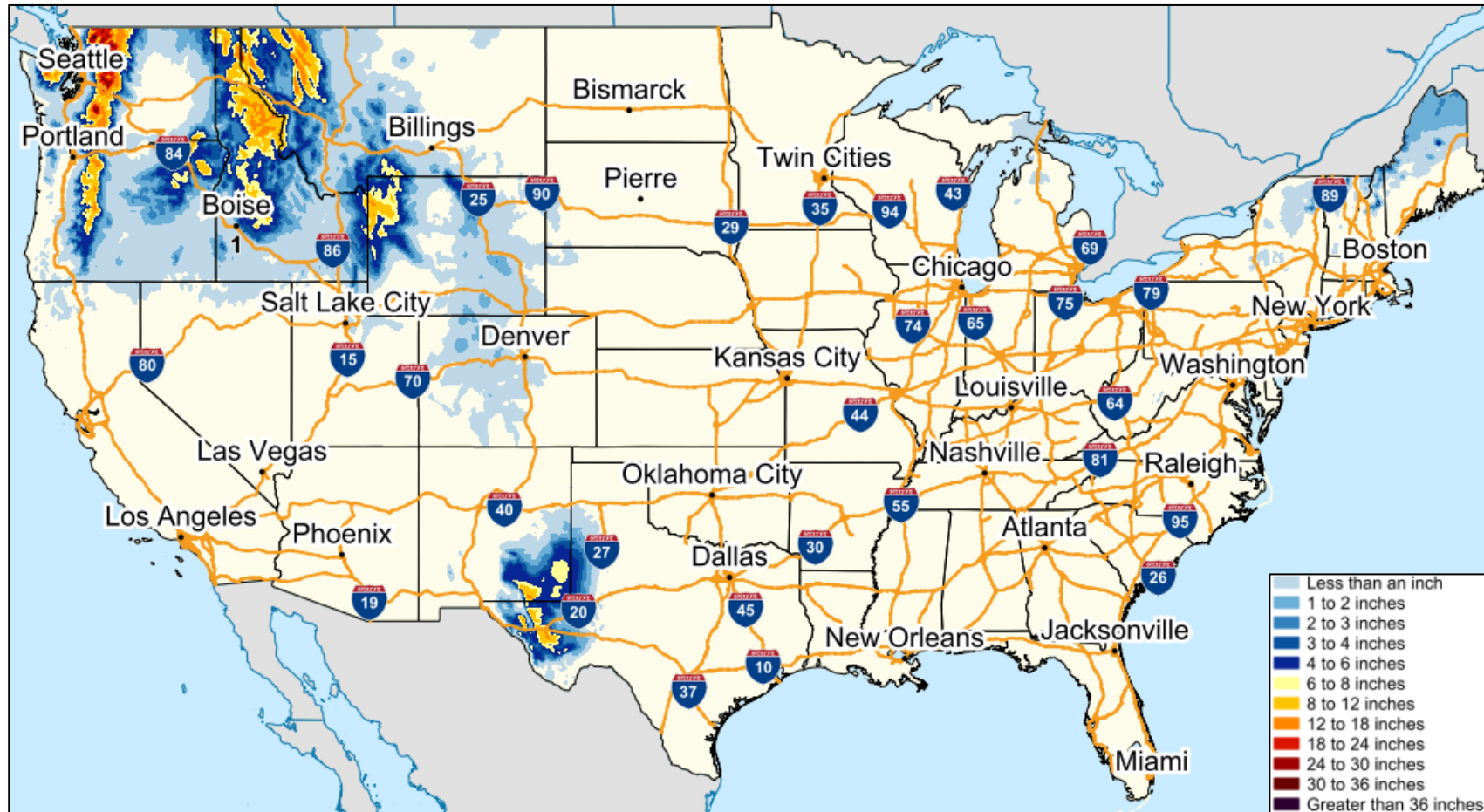
# Precipitation & Excessive Rainfall



FEMA

National Watch Center

# Forecast Snowfall

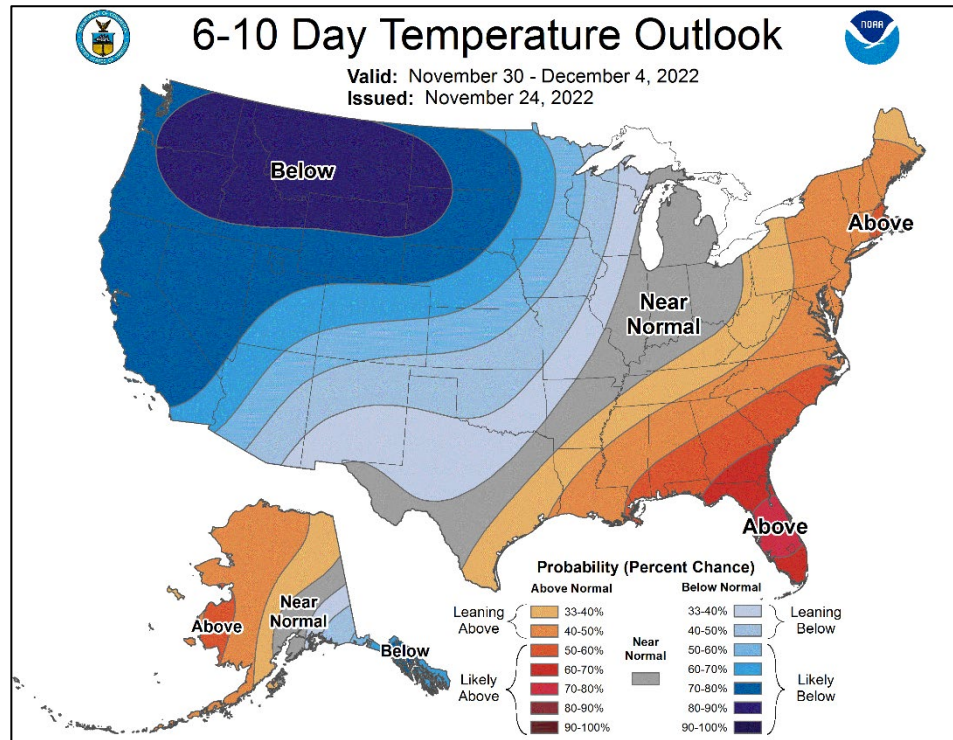


FEMA

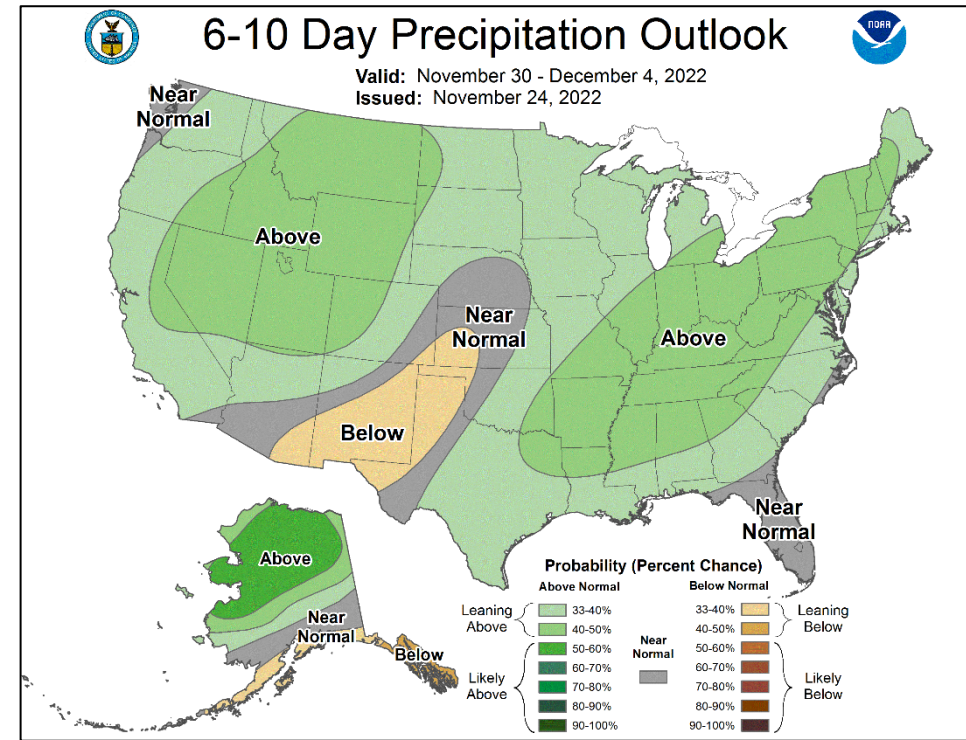
National Watch Center



# Long Range Outlooks – Nov 30 - Dec 4



6-10 Day Temperature Probability



6-10 Day Precipitation Probability

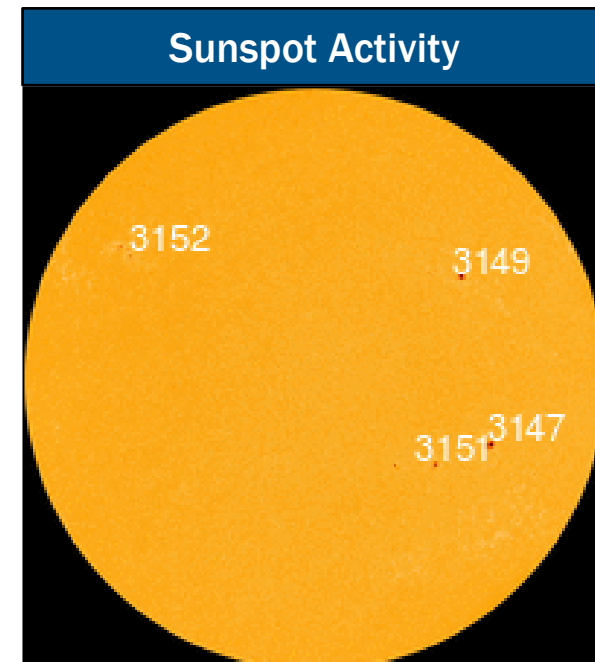



FEMA

National Watch Center

# Space Weather Outlook

	Space Weather Activity	Geomagnetic Storms	Solar Radiation	Radio Blackouts
Past 24 Hours	None	None	None	None
Next 24 Hours	Minor	G1	None	None
For further information on NOAA Space Weather Scales refer to: <a href="http://www.swpc.noaa.gov/noaa-scales-explanation">http://www.swpc.noaa.gov/noaa-scales-explanation</a> For further information on Sunspot Activity refer to: <a href="https://www.swpc.noaa.gov/phenomena/sunspotssolar-cycle">https://www.swpc.noaa.gov/phenomena/sunspotssolar-cycle</a>				



FEMA

National Watch Center



# FEMA Common Operating Picture

16

Joint Field  
Offices

9

Virtual Joint  
Field Offices

53

Major  
Disasters

12

Emergency  
Declarations

Friday  
November 25, 2022  
8:30 a.m. ET

FEMA HQ	
NWC	NRCC
Monitoring	Rostered
FEMA REGIONS	
Watch	RRCC
Monitoring	I Rostered
Monitoring	II Rostered
Monitoring	III Rostered
Monitoring	IV Rostered
Monitoring	V Rostered
Monitoring	VI Rostered
Monitoring	VII Rostered
Monitoring	VIII Rostered
Monitoring	IX Rostered
Monitoring	X Rostered
Notes:	
RWCs/RRCCs:	STATEOCs:
	NJ: Remnants of Ida
	NJ: Monkeypox
	CO/NJ: Avian Influenza
	PR: TO Fiona
	FL: TC Ian
	KY/NM: Flooding
	MS: Jackson Water Crisis
	IL: SW Border Bus Reception and Coordination
	AZ/CO/NM: Wildfires
	TX: Ongoing Operations
	KS: All Hazards
	AS/HI: Seismic Activity
	WA: European Green Crabs
Surge Capacity Force	
Rostered 7,701	Deployed 108 (-1)

N-IMATs 2-4 Teams Available	
Red	
White	FL
Blue	
Gold	
R-IMATs ≥ 7 Teams Available	
I	1
II	
III	Personnel
IV-1	FL
IV-2	Demobilizing
V	Reconstituting
VI-1	Personnel
VI-2	
VII	
VIII	Reconstituting
IX-1	Personnel
IX-2	
X	
Fully Mission Capable (FMC)	
Partially Mission Capable (PMC)	
Not Mission Capable (NMC)	
Deployed	

REGIONAL BREAKDOWN			
	JFO/VJFO	DR	EM
I	2/0	5	0
II	2/3	5	4
III	1/0	2	0
IV	2/1	7	5
V	2/0	4	0
VI	2/1	3	3
VII	2/1	4	0
VIII	1/1	4	0
IX	0/1	6	0
X	2/1	13	0

Alaska

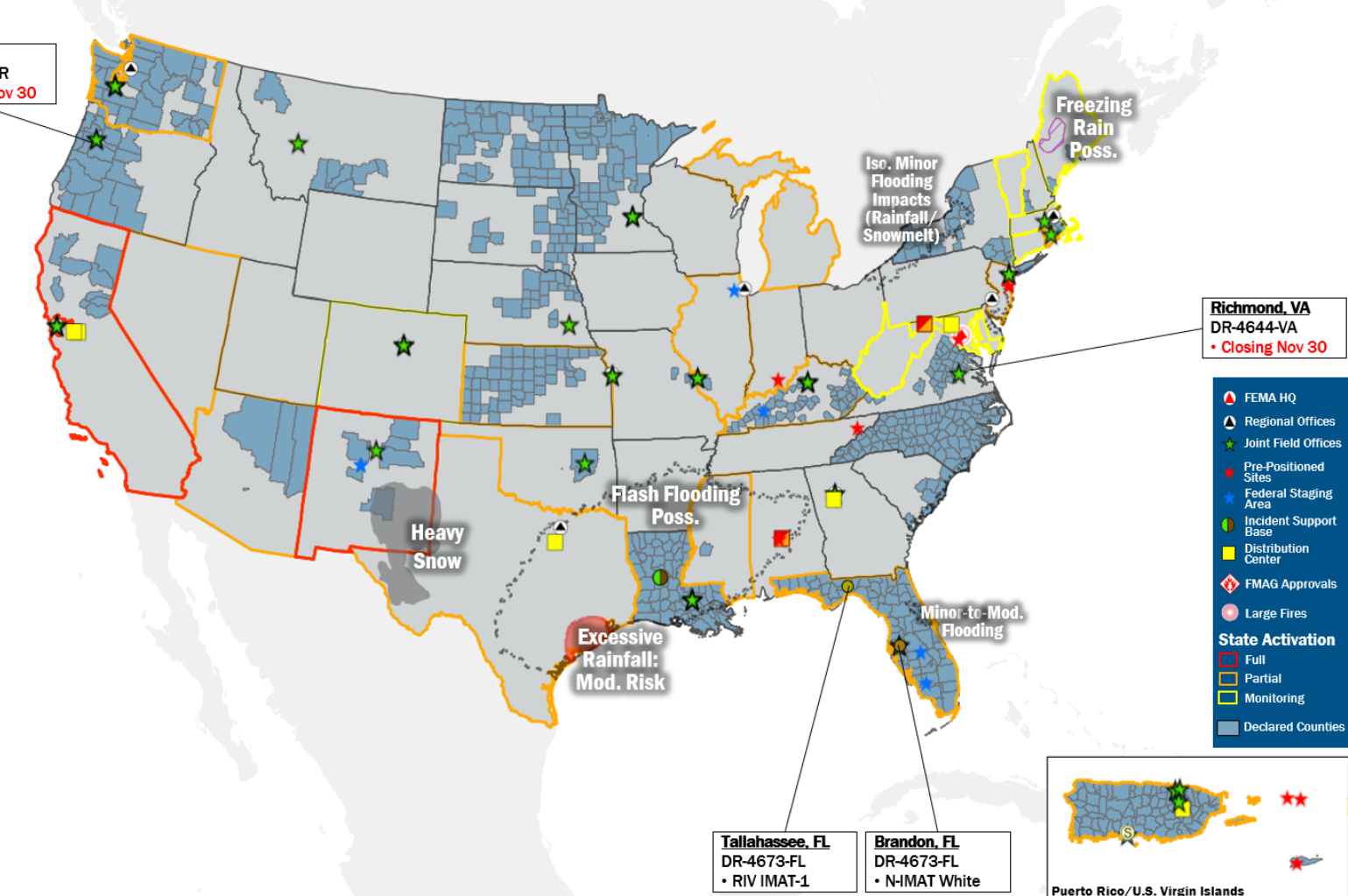
Northern Mariana Islands

Guam

American Samoa

Hawaii

Salem, OR  
DR-4599-OR  
• Closing Nov 30



## IM Workforce

13,463 Assigned  
4,092 (-42) Unavailable  
6,290 (-6) Deployed

23% / 3,081 (+48) Available

## IM Cadre Availability ≤ 25% Availability

Civil Rights: 21% (25/117); Disability Integration: 11% (7/64); External Affairs: 21% (101/491); Environmental Planning and Historic Preservation: 19% (159/847); Field Leadership: 11% (16/143); Hazard Mitigation: 11% (145/1,268); Human Resources: 18% (30/164); Interagency Recovery Coordination: 19% (57/303); Information Technology: 24% (147/602) Logistics: 21% (291/1,389); Operations: 16% (59/369); Public Assistance: 13% (292/2,275); Planning: 9% (44/477); Safety: 12% (9/75)

## MERS

≥ 66%

36 Assigned  
0 Unavailable  
0 Deployed

36 Available

## US&R

≥ 66%

28 Assigned  
3 Unavailable  
0 Deployed

25 Available

## FCO

≤ 1 Type I

51 Assigned  
3 Unavailable  
42 (26 FCOR) Deployed

6 Available

# Joint Preliminary Damage Assessments

Region	State / Location	Incident	IA	Number of Counties		Start – End
			PA	Requested	Complete	
IV	FL	Tropical Storm Nicole Nov 7 and continuing	IA	6	6	11/13 – 11/18
			PA	11	10	11/13 – TBD
V	IN	Flooding Sep 3	IA	0	0	N/A
			PA	3	0	10/18 – TBD
VI	OK	Severe Storms, Tornadoes, and Floods Nov 4 and continuing	IA	0	0	N/A
			PA	4	0	11/18 – TBD



**FEMA**

# Declaration Requests in Process – 5

State / Tribe / Territory – Incident Description	Type	IA	PA	HM	Requested
OR – Wildfires and Straight-line Winds	EM		X		Sep 9
GA – Flooding	DR	X			Oct 4
WV – Severe Storms, Flooding, Landslides, and Mudslides	DR	X	X	X	Oct 14
UT – Severe Storms and Flooding	DR		X	X	Oct 19
CA – Heat Dome and Wildfires	DR	X	X	X	Oct 26



**FEMA**





# FEMA

Helping people before, during, and after disasters.



*Scan to subscribe to this briefing.*