

FEMA National Watch Center

Daily Operations Briefing

Thursday, November 23, 2023

8:30 a.m. ET



FEMA

National Current Ops / Monitoring

New Significant Incidents / Ongoing Ops

- No significant incidents / operations

Hazard Monitoring

- Heavy Snow – Northern Intermountain to the Central Plains
- Mixed Precipitation – Northern Intermountain to the Central Rockies, and the Great Lakes to the Northeast
- Tropical Activity
 - Atlantic: Disturbance 1: Med (40%)
 - Eastern Pacific: Disturbance 1: High (70%)

Disaster Declaration Activity

- No new declaration activity

Event Monitoring

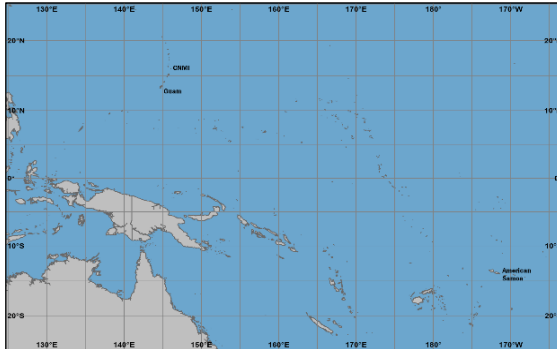
- No significant events



FEMA

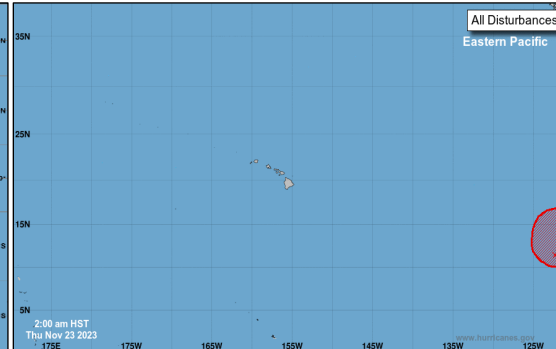
Tropical Outlook

Western Pacific



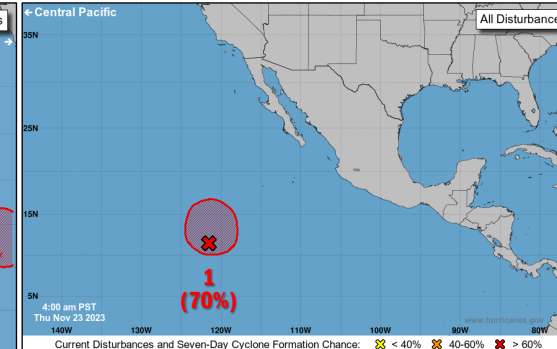
- No areas of concern for Guam, the Commonwealth of the Northern Mariana Islands or American Samoa

Central Pacific



- No tropical cyclones expected during the next 7 days; see Eastern Pacific Disturbance 1 for details

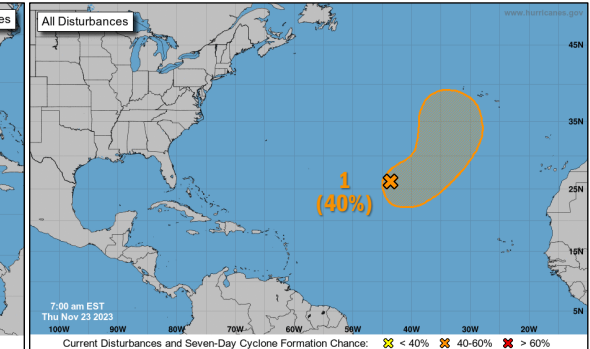
Eastern Pacific



Disturbance 1: (As of 7:00 a.m. ET)

- Located **1,000 miles SW** of the southern tip of Baja California
- If development trends continue, **a short-lived tropical depression is likely to form later today**
- Formation chance: 48-hour – **High (70%)**; 7-day – **High (70%)**

Atlantic



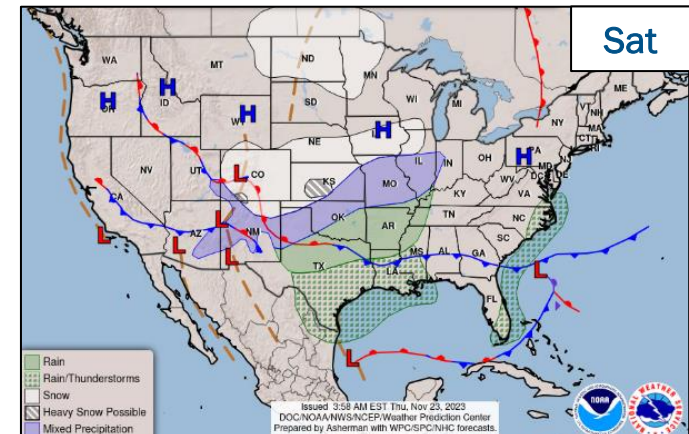
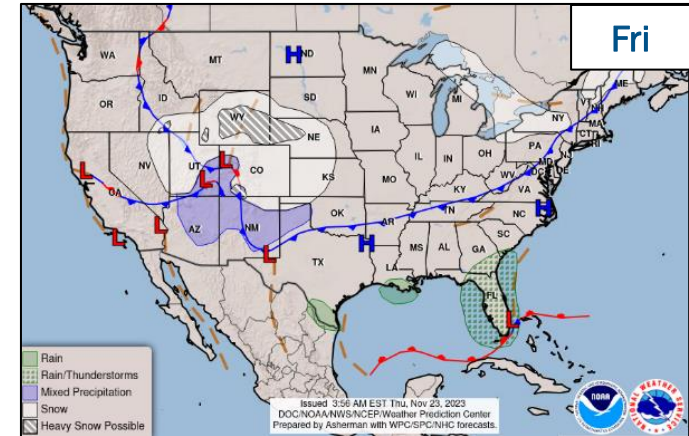
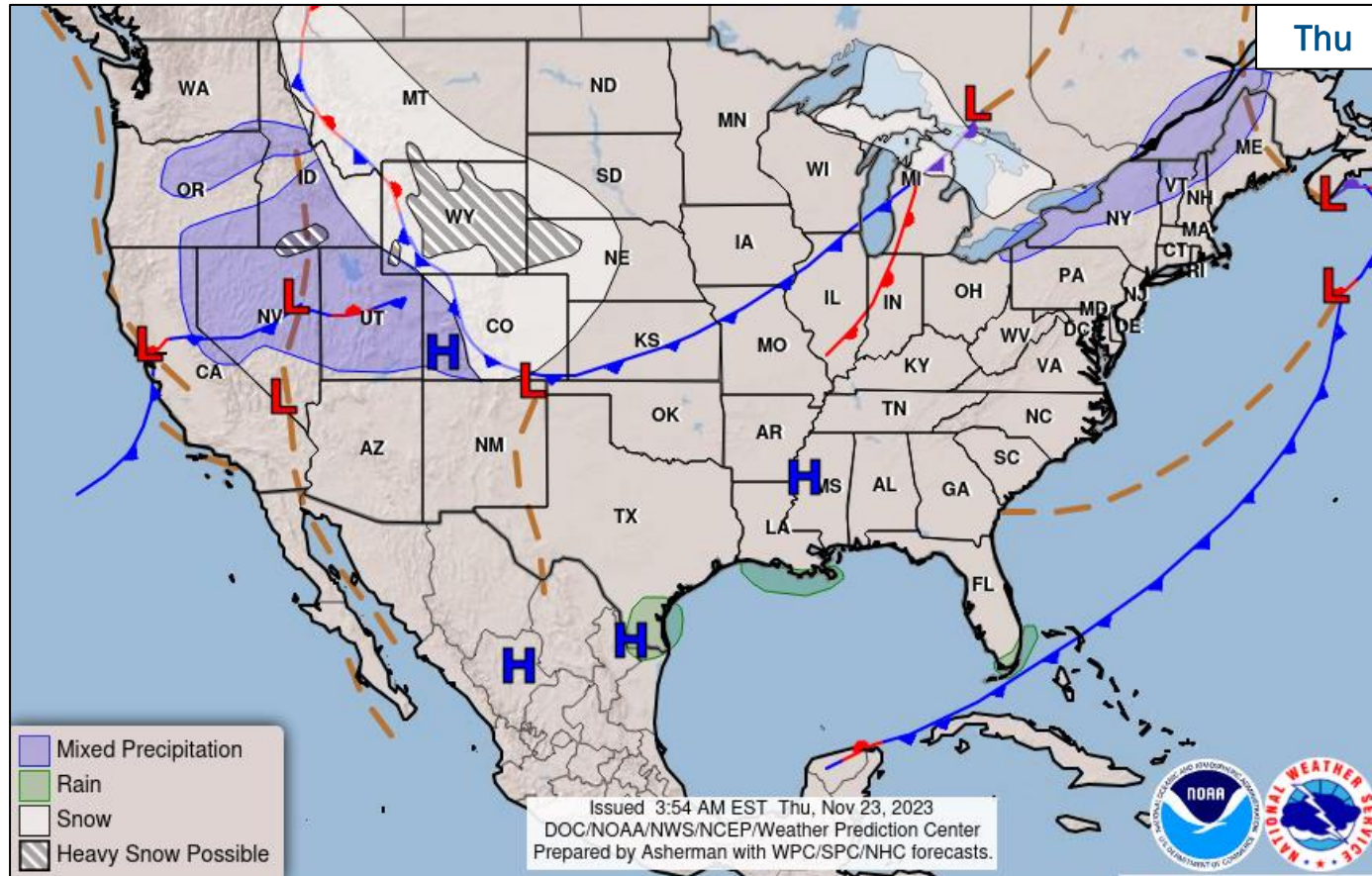
Disturbance 1: (As of 7:00 a.m. ET)

- Located over the central subtropical Atlantic
- The chances of subtropical or tropical development should end by early next week
- Formation chance: 48-hour – **Low (20%)**; 7-day – **Med (40%)**



FEMA

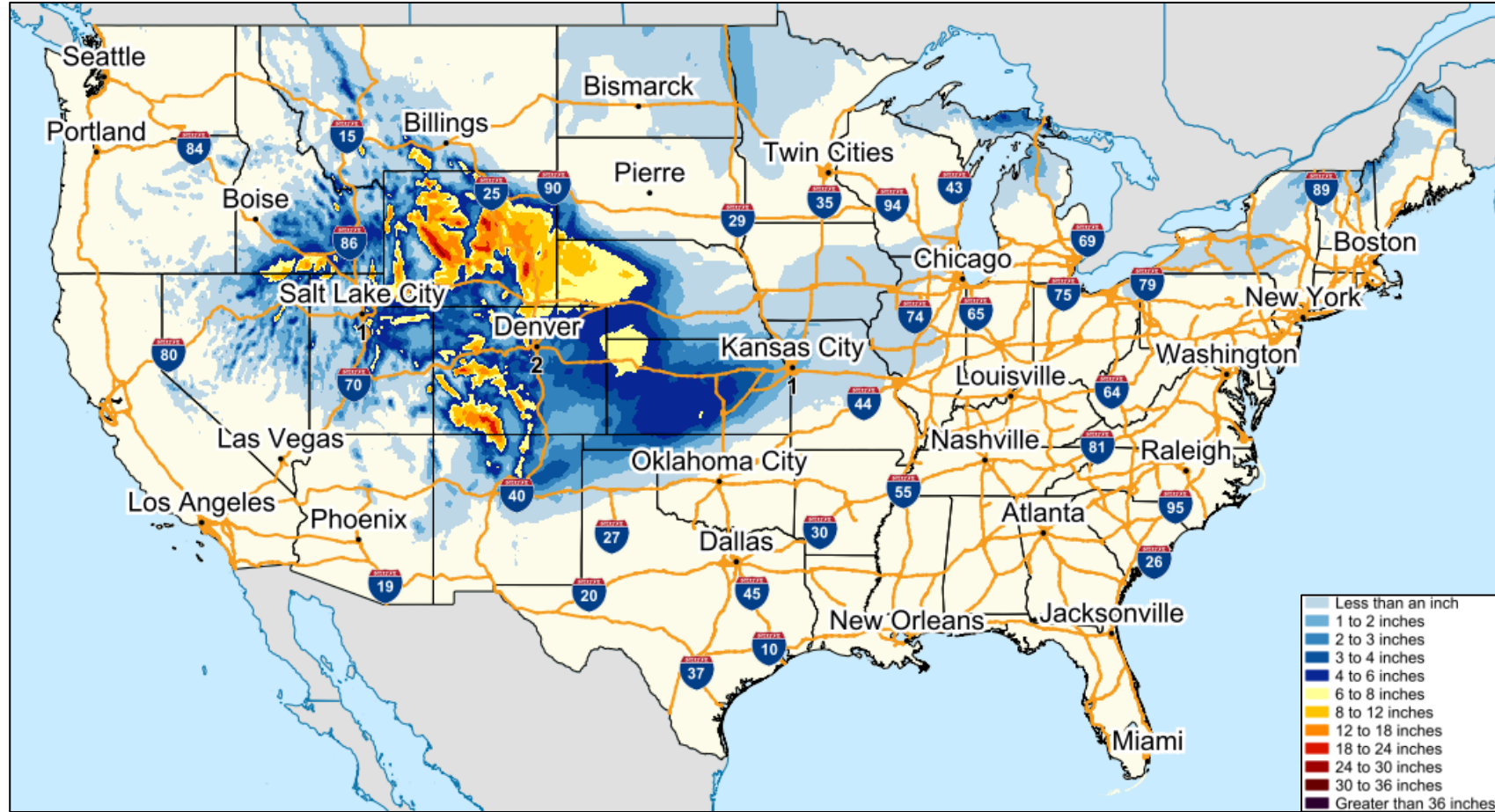
National Weather Forecast



FEMA

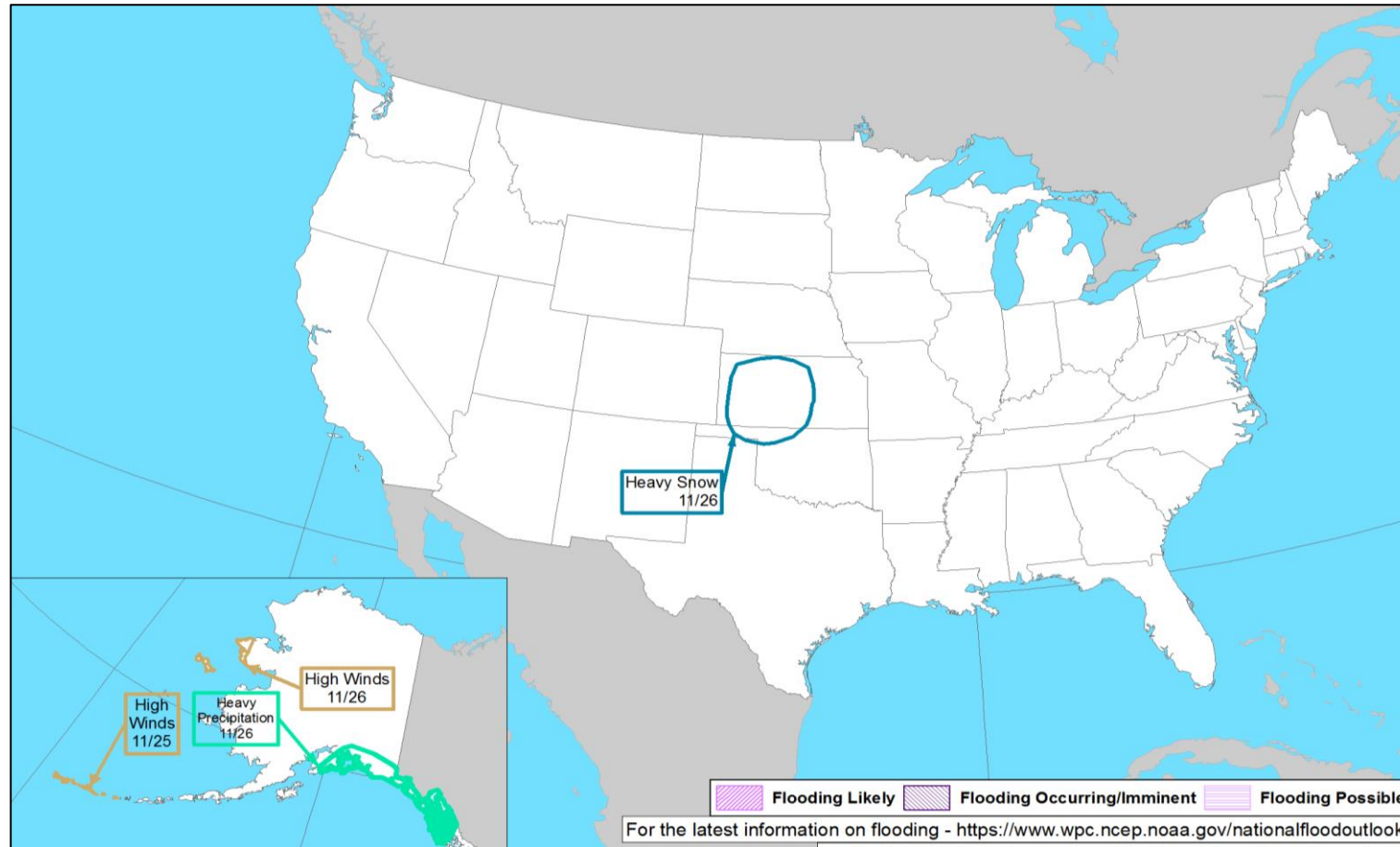
National Watch Center

Snowfall Forecast



FEMA

Hazards Outlook – Nov 25-29



FEMA

FEMA Common Operating Picture

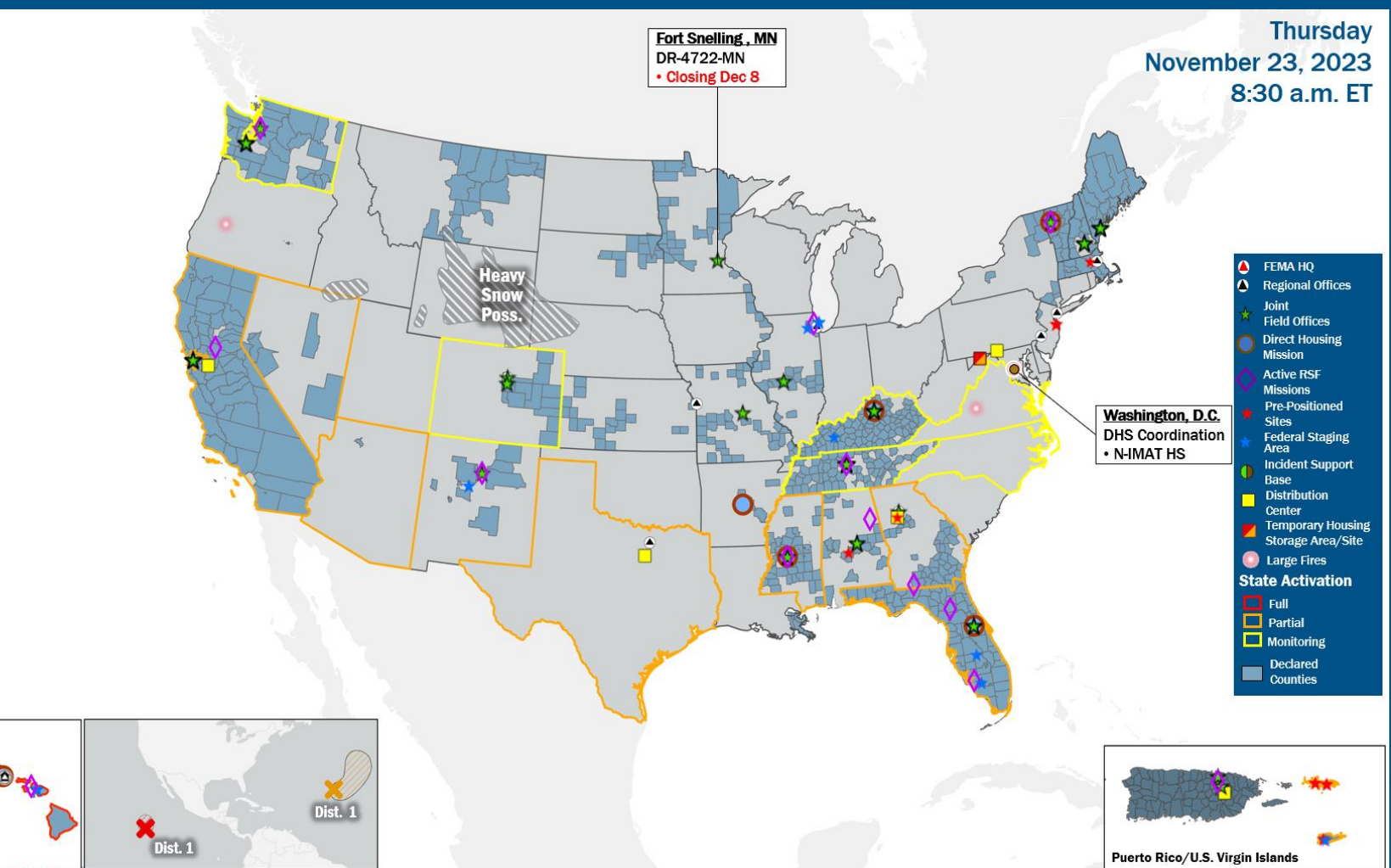
16 + 6 Joint Field Offices Virtual Joint Field Offices Supporting
74 + 4 Major Disasters Emergency Declarations
8 Direct Housing Missions **27** RSF-Supported Disasters

Thursday
 November 23, 2023
 8:30 a.m. ET

FEMA HQ	
NWC	NRCC
Monitoring	Activated
FEMA REGIONS	
Watch	RRCC
Monitoring	I Rostered
Enhanced	II Rostered
Monitoring	III Rostered
Monitoring	IV Rostered
Monitoring	V Rostered
Monitoring	VI Rostered
Monitoring	VII Rostered
Monitoring	VIII Rostered
Monitoring	IX Rostered
Monitoring	X Rostered
Notes:	
RWCs/RRCCs/IMATs:	STATE EOCs:
• NRCC/N-IMAT HS:	• MS/AL: Severe Weather
DHS Coordination	• FL: TC Idalia
• RII RWC: Enhanced Watch (Macy's Parade)	• TX: Ongoing Threats
	• CO: Avian Influenza/ Fremont Co. Return to Nature
	• AZ/CO: SW Border
	• CA/ HI/ KY/ NC/ VA: Wildfires
	• CA/ NV: TC Hilary
	• VI: Potable Water
	• TN: Severe Fire Weather
	• GA: Special Event - First Lady Honoring
	• AK: Wrangell Landslide
Volunteer Force	
Rostered	Deployed
7,387	131 (+7)
Surge Capacity Force	
Rostered	Deployed
8,402	0

N-IMATs	
2-5 Teams Available	
Red	
White	
Blue	
Gold	
HS	DC
R-IMATs	
≥ 7 Teams Available	
I	
II	
III	
IV-1	
IV-2	2
V	
VI-1	
VI-2	1
VII	3
VIII	
IX-1	Personnel
IX-2	Reconstituting
X	Personnel
Fully Mission Capable (FMC)	
Partially Mission Capable (PMC)	
Not Mission Capable (NMC)	
Deployed	

REGIONAL BREAKDOWN			
	JFO/VJFO	DR	EM
I	3/0	10	2
II	0/1	4	0
III	0/0	0	0
IV	5/1	20	1
V	2/0	3	0
VI	1/0	2	1
VII	2/0	3	0
VIII	1/1	4	0
IX	1/1	17	0
X	1/2	11	0



IM Workforce

13,679 Assigned
 4,499 (-3) Unavailable
 5,136 (+49) Deployed

30% / 3,995 (-46) Available

IM Cadre Availability

12 Cadres ≤ 25% Availability

Disability Integration: 20% (11/54);
 Environmental Planning and Historic Preservation: 17% (137/817); Field Leadership: 13% (19/146);
 Hazard Mitigation: 19% (232/1,215); Human Resources: 17% (31/178); Interagency Recovery
 Coordination: 17% (50/291); Logistics: 24% (366/1,506); Operations: 15% (51/349); Public
 Assistance: 11% (246/2,189); Planning 13% (62/463); Safety: 14% (12/83); Security: 17% (22/128)

MERS

> 66%

36 Assigned
 0 Unavailable
 0 Deployed

36 Available

US&R

> 66%

28 Assigned
 1 Unavailable
 0 Deployed

27 Available

FCO

≤ 1 Type I

50 Assigned
 8 Unavailable
 37 (23 FCOR) Deployed

5 Available

Joint Preliminary Damage Assessments

Region	State / Location	Incident	IA	Number of Counties		Start - End
			PA	Requested	Complete	
I	MA	Flooding Sep 11-13	IA	2	2	10/10 - 10/27
			PA	4	2	10/10 - TBD
II	NY	Severe Storms and Flooding Sep 28-30	IA	0	0	NA
			PA	5	4	11/9 - TBD
	PR	Severe Storms and Flooding Oct 26-31	IA	1	0	11/8 - TBD
			PA	1	1	11/8 - 11/14
III	WV	Flooding Aug 28-30	IA	5	5	9/19 - 9/21
			PA	3	2	10/16 - TBD



FEMA

Declaration Requests in Process – 11

State / Tribe / Territory – Incident Description	Type	IA	PA	HM	Requested
MI – Flooding (Appeal)	DR		X	X	Jun 15
OH – Train Derailment	DR	X	X	X	Jul 3
UT – Flooding	DR		X	X	Aug 11
Inupiat Community of the Arctic Slope (ICAS) – Severed Undersea Fiber Optic Line (Appeal)	EM		X		Aug 23
NH – Severe Winter Storm and Snowstorm (Appeal)	DR		X	X	Sep 6
WA – Wildfires	DR	X	X	X	Oct 4
MI – Severe Storms, Tornadoes, and Flooding	DR	X	X	X	Oct 18
KY – Severe Storms, Tornadoes, Straight-Line Winds, and Flooding (Appeal)	DR	X		X	Oct 23
WV – Severe Storms, Flooding, Landslides, and Mudslides	DR	X		X	Oct 25
RI – Severe Storms, Flooding, and Tornadoes	DR	X			Nov 8
PA – Severe Storms and Flooding	DR	X	X	X	Nov 9



FEMA



FEMA

Helping people before, during, and after disasters.



Scan to subscribe to this briefing.