

FEMA National Watch Center

Daily Operations Briefing

Monday, November 23, 2020

8:30 a.m. ET



FEMA

National Current Ops / Monitoring

New Significant Incidents/Ongoing Ops:

- COVID-19

Hazard Monitoring:

- Tropical Activity:
 - Atlantic: Disturbance 1: Low (20%)
 - Eastern Pacific: Disturbance 1: Low (10%)
- Freezing rain possible – Northern Maine
- Heavy snow possible – Northern Intermountain & Central Rockies

Disaster Declaration Activity:

- None

Event Monitoring:

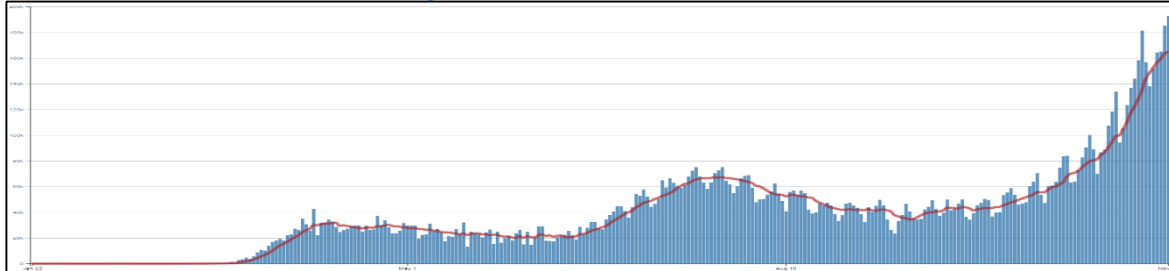
- No significant scheduled activity



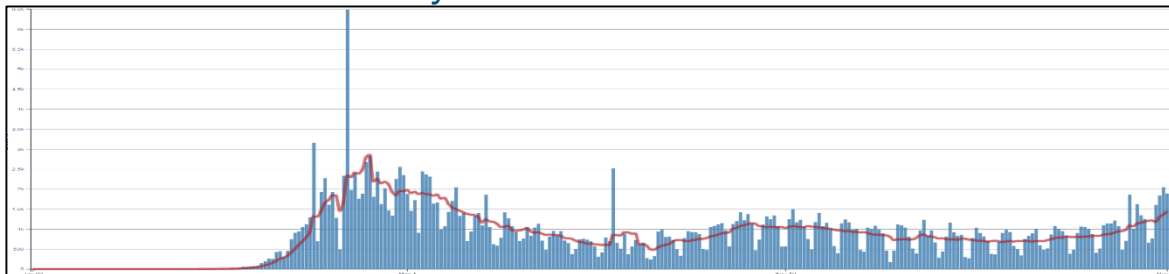
FEMA

COVID-19 Weekly Update *(CDC data, as of November 22)*

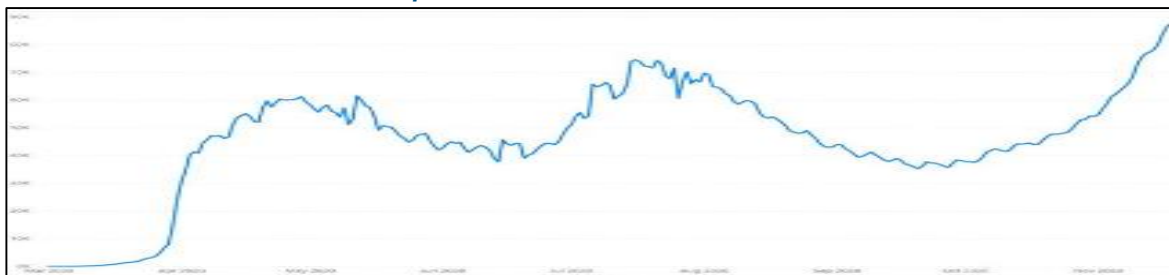
Daily trends of COVID-19 Cases



Daily trends of COVID-19 Deaths

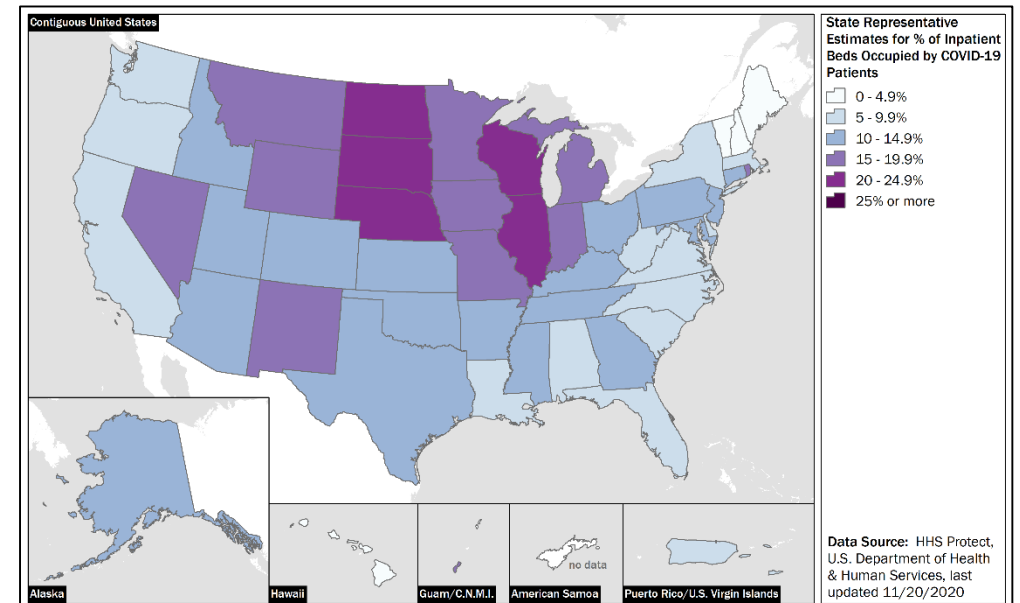


National Inpatient beds used – COVID-19 Patients



Key Updates:


- U.S. COVID-19 totals:
 - Confirmed Cases: 12,028,081
 - Confirmed Deaths: 255,076
- Major Disaster Declarations approved for COVID-19: 57
- FEMA NRCC activated in support of COVID-19 Operations



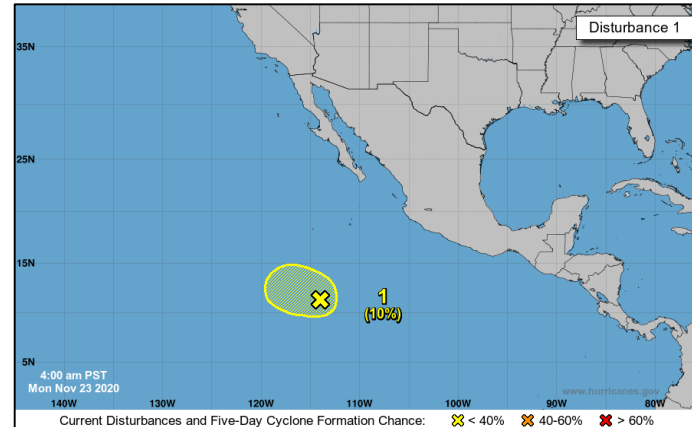
FEMA

Tropical Outlook – Five Day

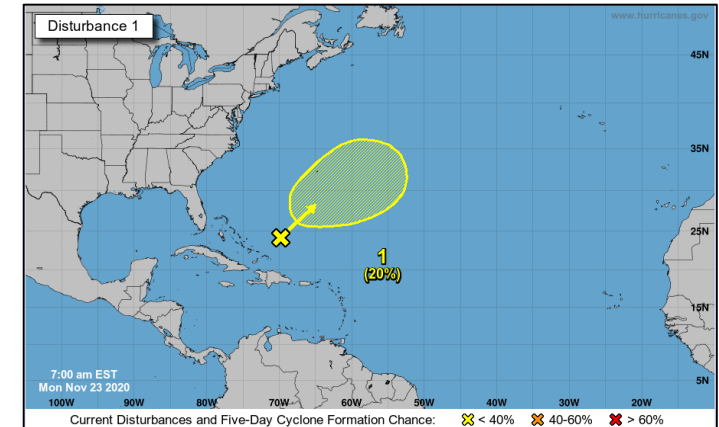
Central Pacific



Eastern Pacific



Atlantic



Disturbance 1 (as of 7:00 a.m. ET)

- Several hundred miles south-southwest of the Southern Tip of Baja California peninsula
- Conditions marginally conducive for slow development over the next couple of days
- 48-hour formation chance: Low (10%)
- 5-day formation chance: Low (10%)

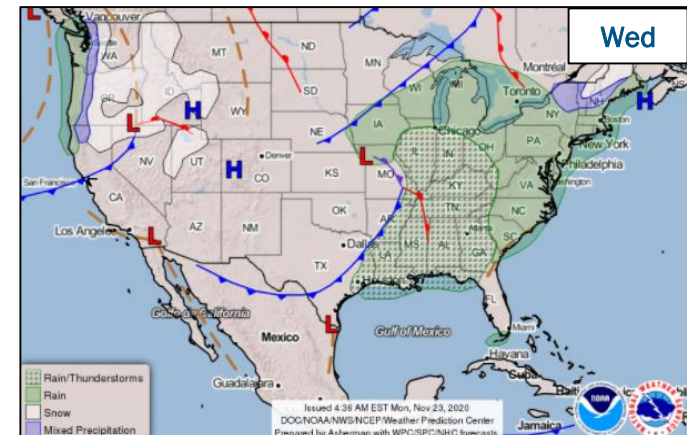
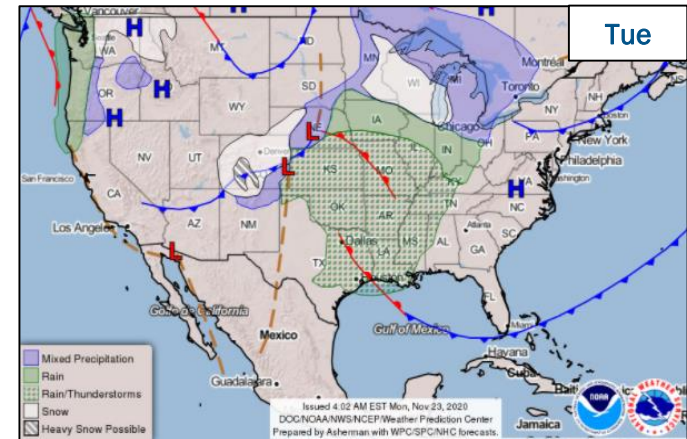
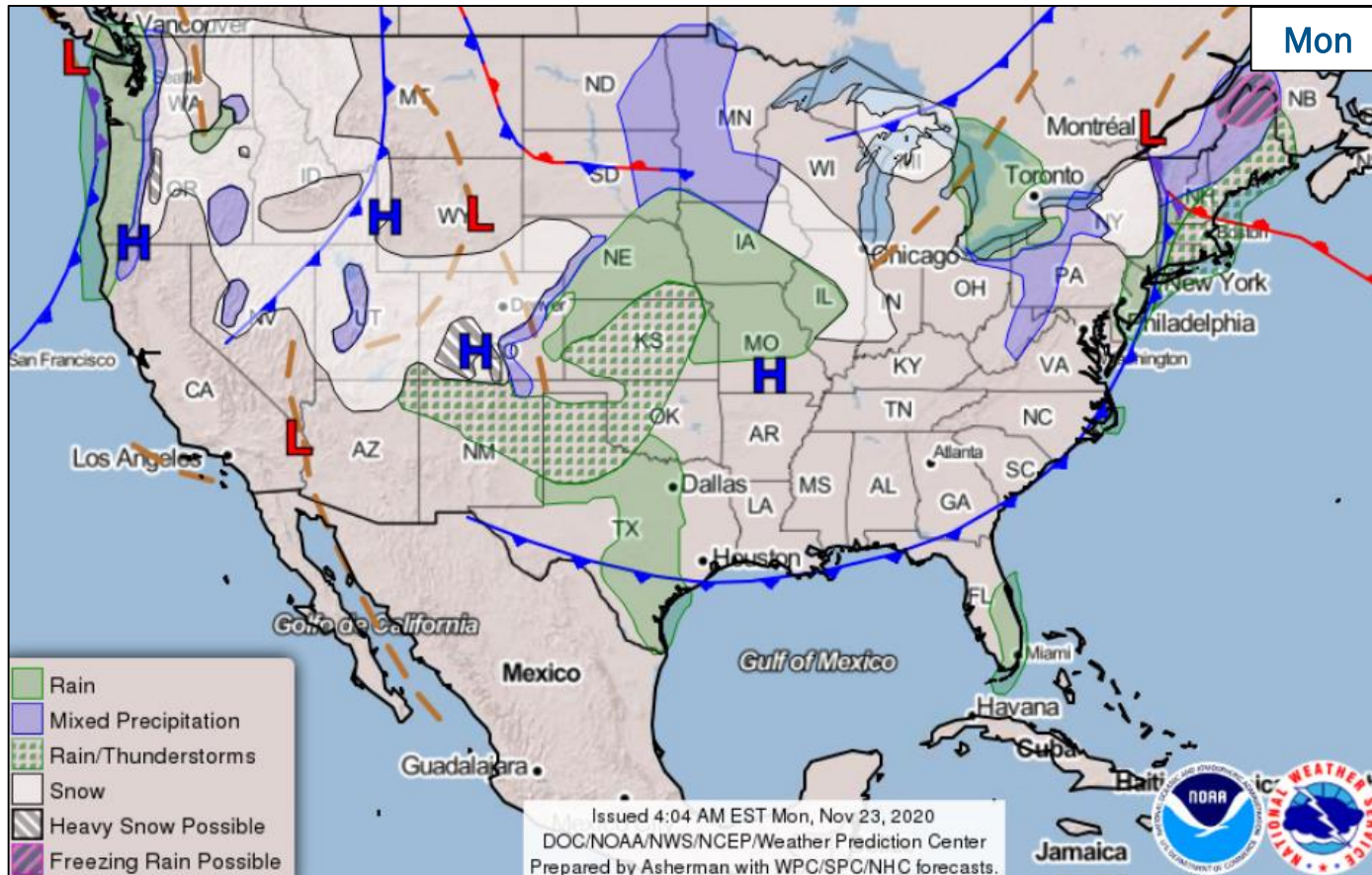
Disturbance 1 (as of 7:00 a.m. ET)

- A couple hundred miles northeast of the Bahamas
- Slight chance of subtropical characteristics later this week
- 48-hour formation chance: Low (10%)
- 5-day formation chance: Low (20%)



FEMA

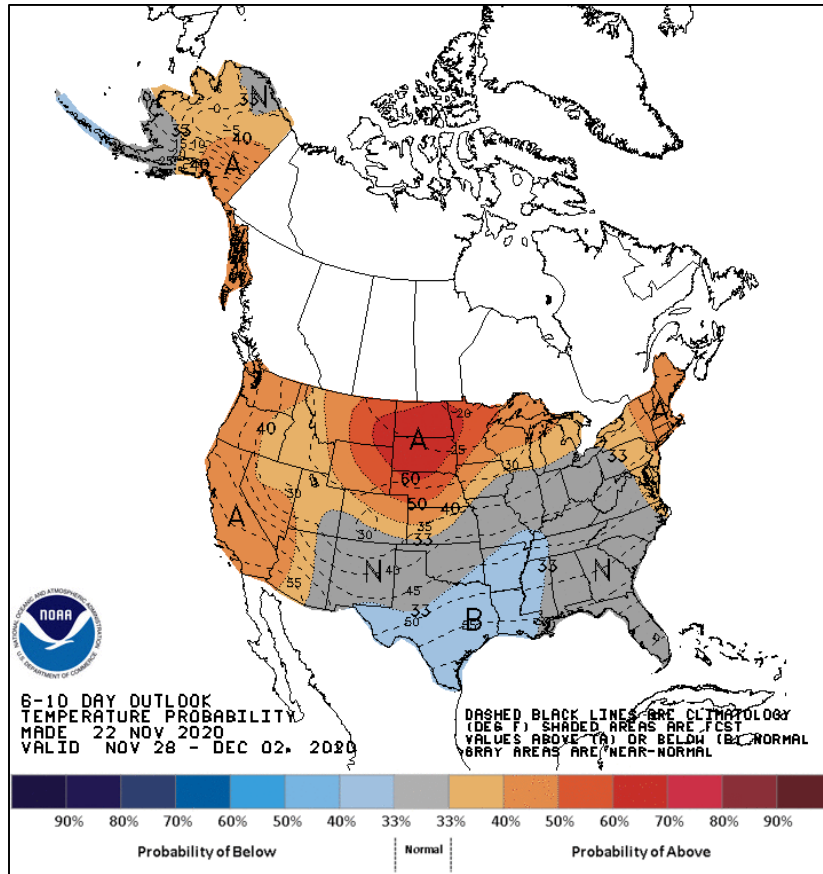
National Weather Forecast



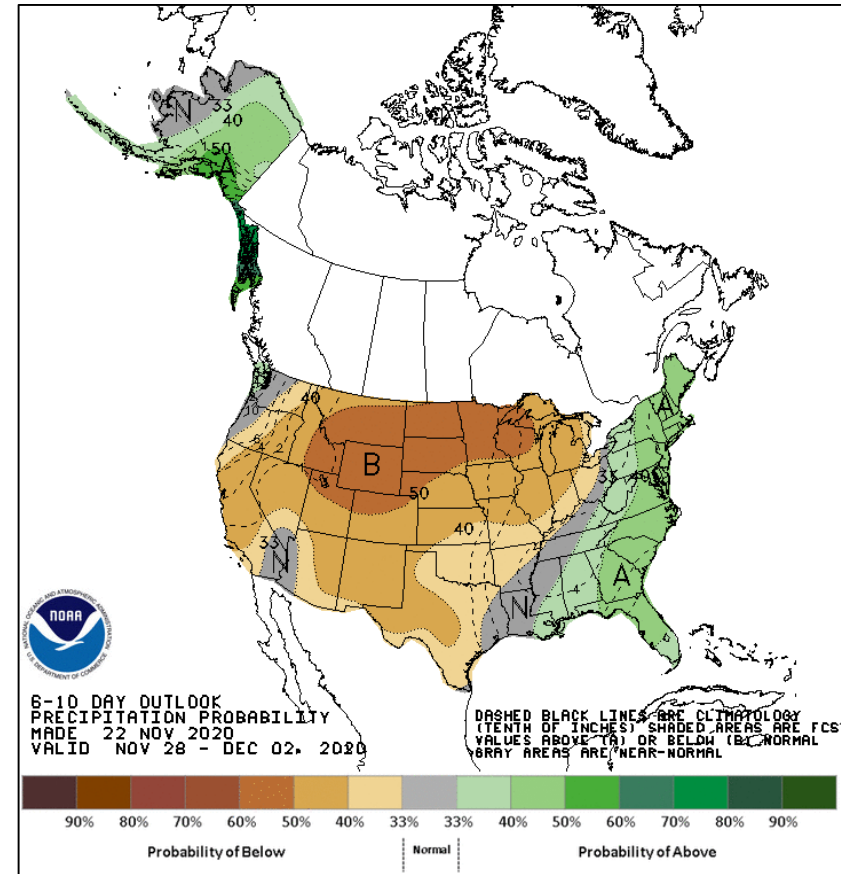
FEMA

National Watch Center

Long Range Outlooks – Nov 28 – Dec 2



6-10 Day Temperature Probability



6-10 Day Precipitation Probability



FEMA

National Watch Center

Joint Preliminary Damage Assessments

Region	State / Location	Event	IA	Number of Counties		Start - End
			PA	Requested	Complete	
IV	AL	Hurricane Zeta Oct 28	IA	0	0	N/A
			PA	20	20 (+4)	11/16 - 11/21
	MS	Hurricane Zeta Oct 28	IA	6	6	11/10 - 11/15
			PA	9	9 (+1)	11/18 - 11/20
VI	OK	Ice Storm Oct 25 and continuing	IA	0	0	N/A
			PA	34	12	11/4 - TBD
VIII	CO	Wildfires Aug 11 and continuing	IA	3	0	11/2 - TBD
			PA	4	0	11/9 - TBD



FEMA

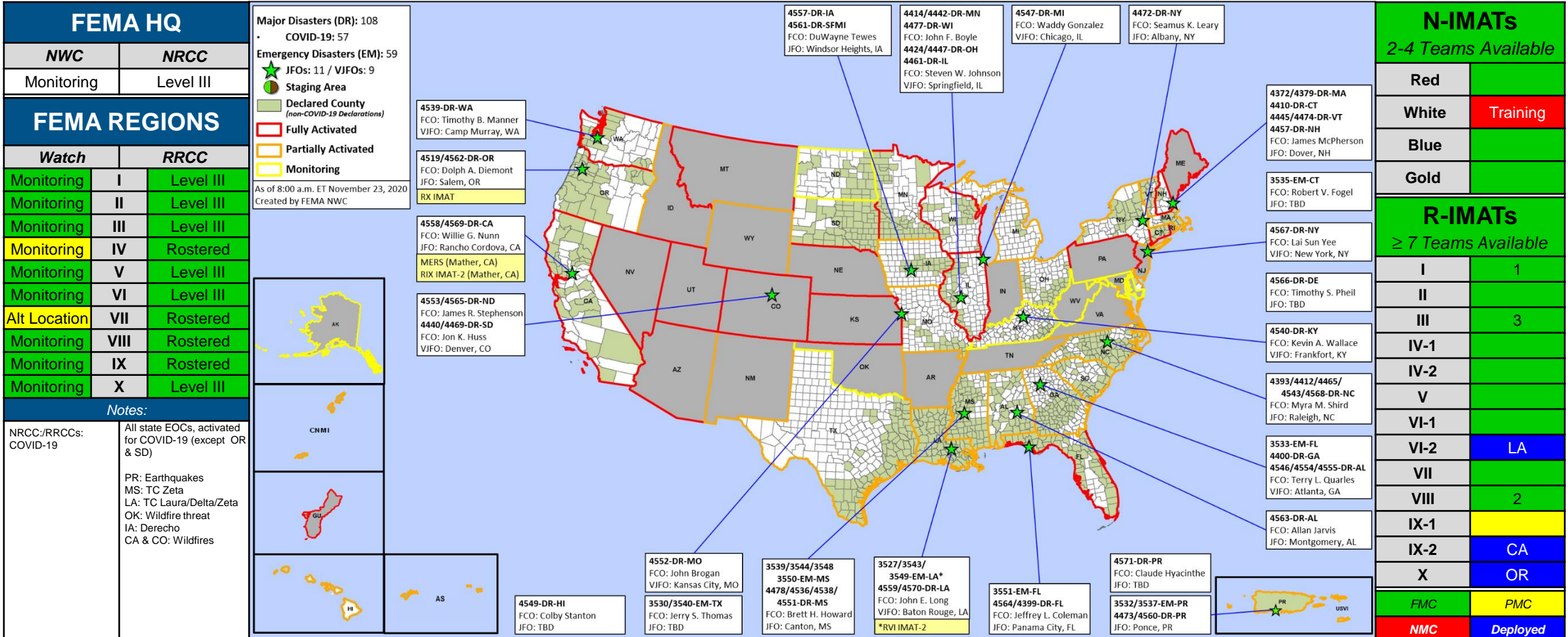
Declaration Requests in Process – 10

State / Tribe / Territory – Incident Description	Type	IA	PA	HM	Requested
Poarch Band of Creek Indians – COVID-19 Pandemic	DR	X	X		5/15
WA – Wildfires and Straight-Line Winds	DR	X	X	X	9/16
NJ – Tropical Storm Isaias	DR		X	X	9/28
CT – Tropical Storm Isaias	DR		X	X	9/30
TX – Hurricane Hanna	DR		X	X	9/30
TX – Hurricane Laura	DR	X	X	X	9/30
UT – Severe Storm and Straight-line Winds	DR		X	X	10/7
AL – Hurricane Zeta	DR		X	X	10/29
MD – Tropical Storm Isaias (Appeal)	DR		X	X	11/12
OK – Severe Winter Storm and Straight-line Winds	DR		X	X	11/13



FEMA

FEMA Common Operating Picture



N-IMATs 2-4 Teams Available	
Red	
White	Training
Blue	
Gold	
R-IMATs ≥ 7 Teams Available	
I	1
II	
III	3
IV-1	
IV-2	
V	
VI-1	
VI-2	LA
VII	
VIII	2
IX-1	
IX-2	CA
X	OR
FMC	PMC
NMC	Deployed



FEMA

Helping people before, during, and after disasters.

[Click here to subscribe to this briefing](#)