

FEMA National Watch Center

# Daily Operations Briefing

Sunday, November 20, 2022

8:30 a.m. ET



**FEMA**

# National Current Ops / Monitoring

---

## New Significant Incidents / Ongoing Ops

- No significant incidents / operations

## Hazard Monitoring

- Heavy snow – Great Lakes

## Disaster Declaration Activity

- No new declaration activity

## Event Monitoring

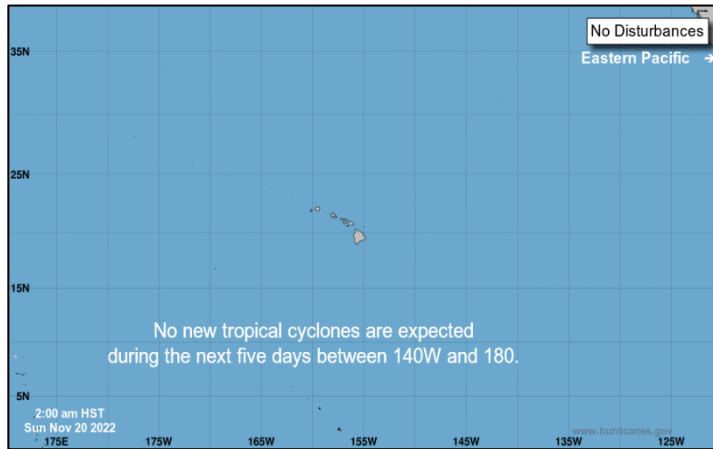
- No significant events



**FEMA**

# Tropical Outlook – Five Day

## Central Pacific



- No significant activity

## Eastern Pacific



- No significant activity

## Atlantic

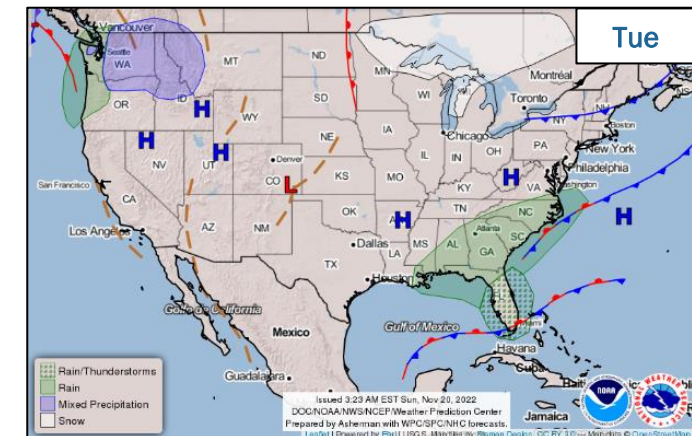
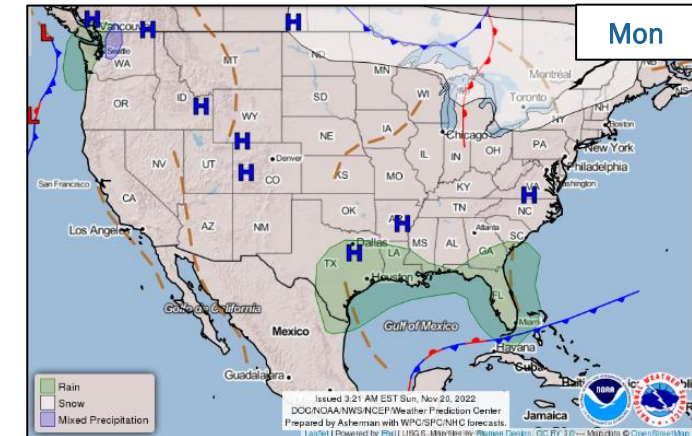
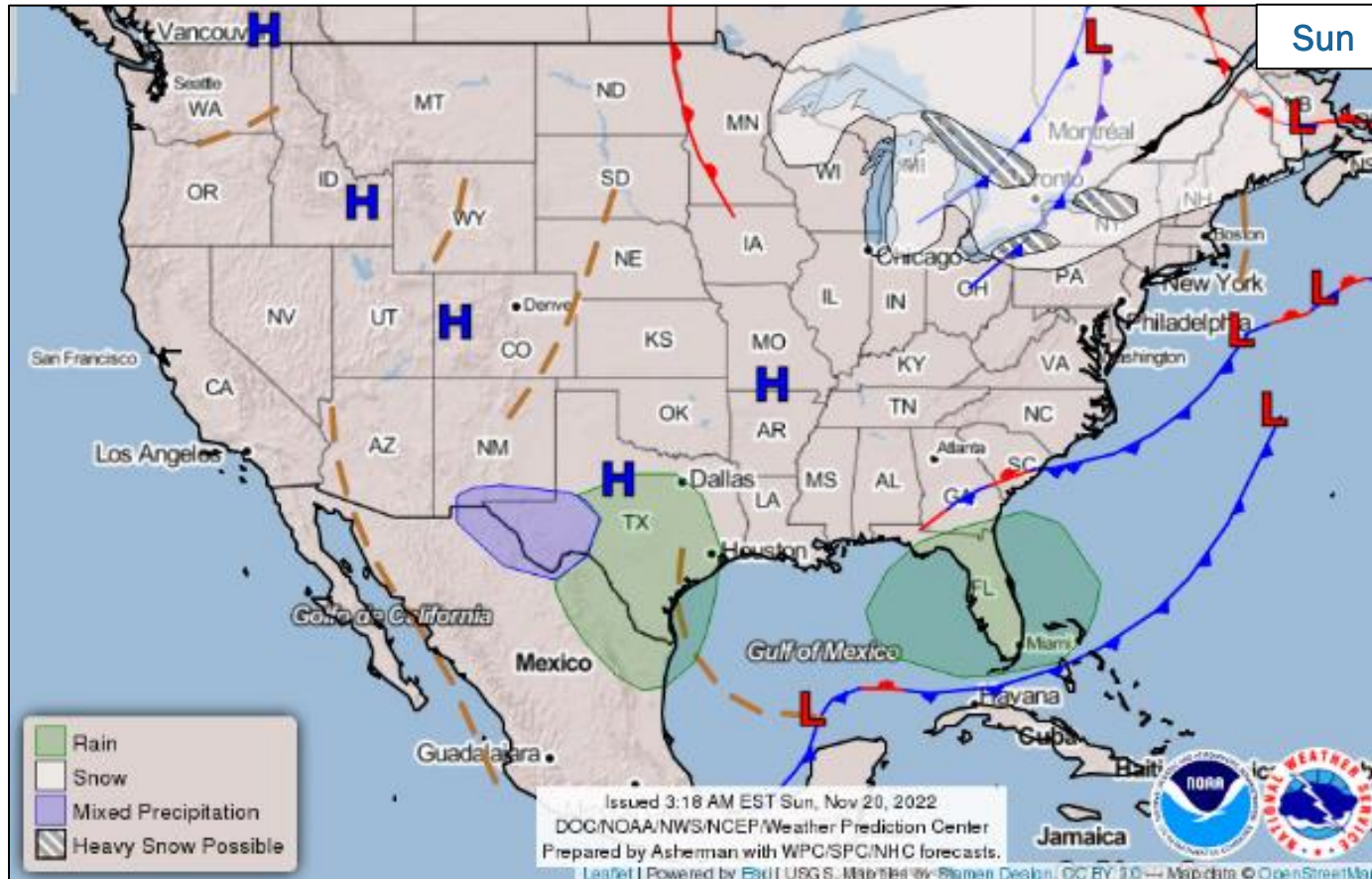


- No significant activity



FEMA

# National Weather Forecast



FEMA

National Watch Center

# Forecast Snowfall

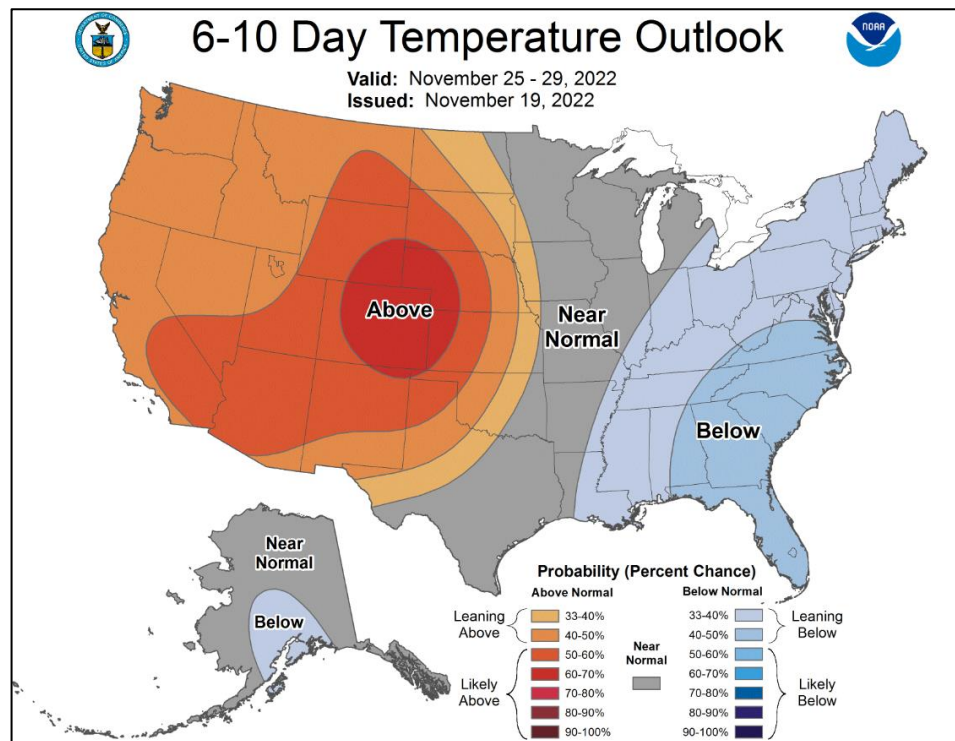


FEMA

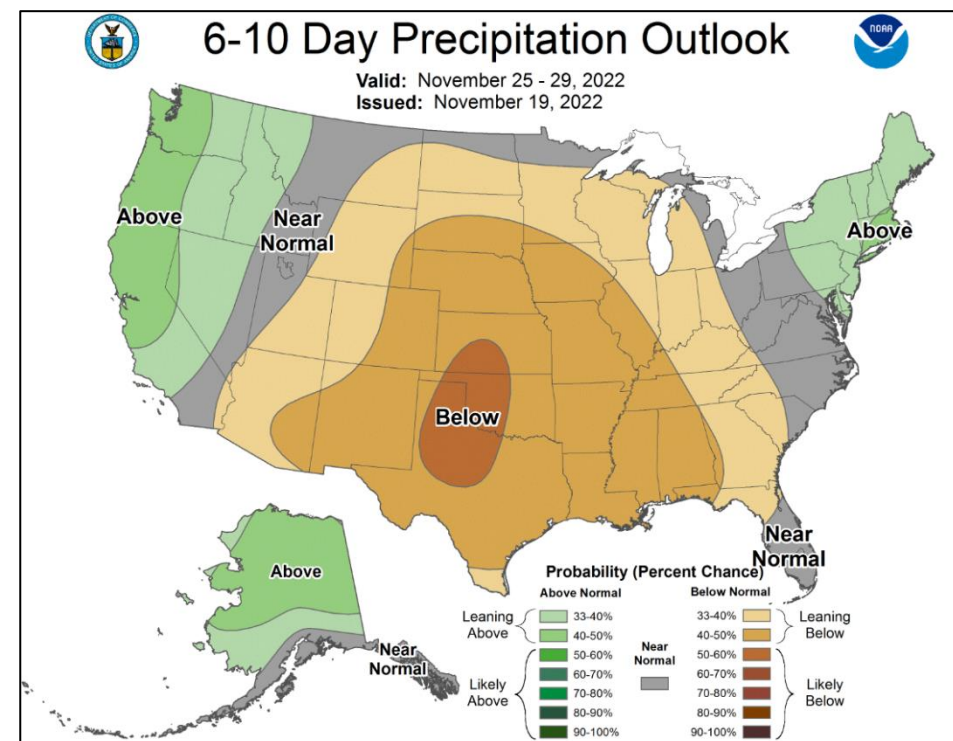
National Watch Center



# Long Range Outlooks – Nov 25-29



6-10 Day Temperature Probability



6-10 Day Precipitation Probability





FEMA

National Watch Center

# Space Weather Outlook

	Space Weather Activity	Geomagnetic Storms	Solar Radiation	Radio Blackouts
Past 24 Hours	Minor	None	None	R1
Next 24 Hours	Minor	G1	None	None

For further information on NOAA Space Weather Scales refer to: <http://www.swpc.noaa.gov/noaa-scales-explanation>  
 For further information on Sunspot Activity refer to: <https://www.swpc.noaa.gov/phenomena/sunspotssolar-cycle>



FEMA

National Watch Center

# FEMA Common Operating Picture

15

Joint Field  
Offices

9

Virtual Joint  
Field Offices

52

Major  
Disasters

13

Emergency  
Declarations

Sunday  
November 20, 2022  
8:30 a.m. ET

FEMA HQ

NWC

NRCC

Monitoring

Rostered

FEMA REGIONS

Watch

RRCC

Monitoring

I

Rostered

Monitoring

II

Rostered

Monitoring

III

Rostered

Monitoring

IV

Rostered

Monitoring

V

Rostered

Monitoring

VI

Rostered

Monitoring

VII

Rostered

Monitoring

VIII

Rostered

Monitoring

IX

Rostered

Monitoring

X

Rostered

Notes:

RWCs/RRCCs:

STATE EOCs:

• NU: Remnants of Ida

• NU/WA: Monkeypox

• CO/NI: Avian Influenza

• NY: Winter Weather

• PR: TC Fiona

• FL: TC Ian / Nicole

• KY/NM: Flooding

• MS: Jackson Water Crisis

• IL: SW Border Bus Reception and Coordination

• AZ/CO/NM: Wildfires

• KS: All Hazards

• AS/HI: Seismic Activity

• AK: West Coast Storm

• TX: Severe Weather

• WA: European Green Crabs

Surge Capacity Force

Rostered

7,701

Deployed

145 (-45)

N-IMATs

2-4 Teams Available

Red

White

FL

Blue

Gold

R-IMATs

≥ 7 Teams Available

I

1

II

III

Personnel

IV-1

FL

IV-2

FL

V

Reconstituting

VI-1

Personnel

VI-2

VII

VIII

Reconstituting

IX-1

Personnel

IX-2

X

OR

Fully Mission Capable (FMC)

Partially Mission Capable (PMC)

Not Mission Capable (NMC)

Deployed

REGIONAL BREAKDOWN

JFO/VJFO

DR

EM

I

2/0

5

1

II

2/3

5

3

III

1/0

2

0

IV

2/1

6

6

V

1/0

4

0

VI

2/1

3

3

VII

2/1

4

0

VIII

1/1

4

0

IX

0/1

6

0

X

2/1

13

0

Salem, OR

Training

• RX IMAT

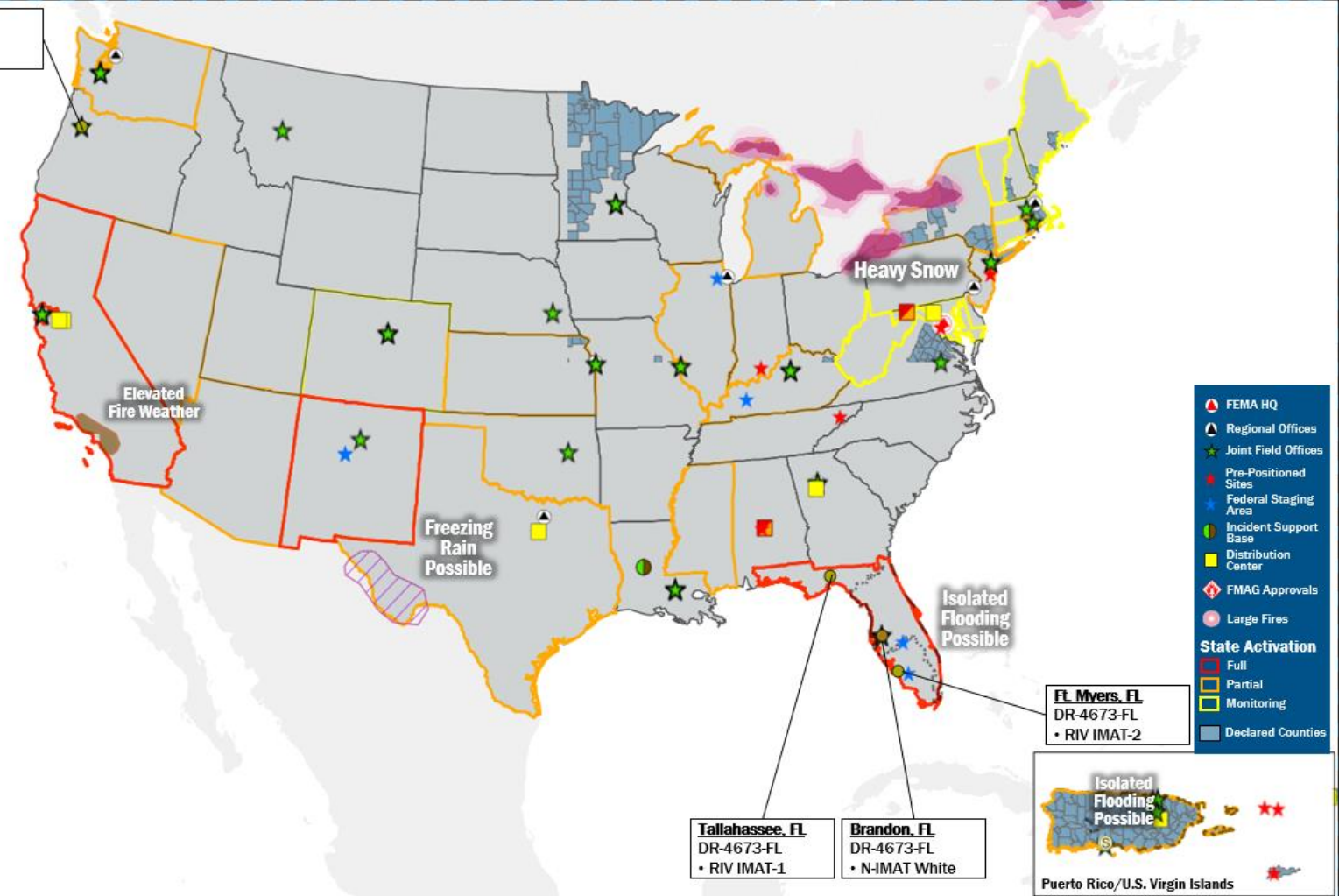
Alaska

Northern Mariana Islands

Guam

American Samoa

Hawaii



## IM Workforce

13,466 Assigned  
3,959 (+54) Unavailable  
6,389 (-103) Deployed

23% / 3,118 (+49) Available

## IM Cadre Availability ≤ 25% Availability

Civil Rights: 21% (25/117); Disability Integration: 11% (7/64); External Affairs: 23% (112/491); Environmental Planning & Historic Preservation: 18% (150/847); Field Leadership: 13% (18/143); Hazard Mitigation: 12% (147/1,271); Human Resources: 21% (35/165); Interagency Recovery Coordination: 19% (58/303); Logistics: 20% (272/1,381); Operations: 16% (59/369); Public Assistance: 13% (303/2,280); Planning: 10% (47/477); Safety: 12% (9/75); Security: 24% (34/141)

## MERS

≥ 66%

36 Assigned  
0 Unavailable  
0 Deployed

36 Available

## US&R

≥ 66%

28 Assigned  
3 Unavailable  
0 Deployed

25 Available

## FCO

≤ 1 Type I

51 Assigned  
2 Unavailable  
42 (26 FCOR) Deployed

7 Available



# Joint Preliminary Damage Assessments

Region	State / Location	Incident	IA	Number of Counties		Start – End
			PA	Requested	Complete	
IV	FL	Tropical Storm Nicole Nov 7 and continuing	IA	6	6 (+1)	11/13 – 11/18
			PA	10 (+1)	7 (+2)	11/13 – TBD
V	IN	Flooding Sep 3	IA	0	0	N/A
			PA	3	0	10/18 – TBD
VI	OK	Severe Storms, Tornadoes, and Floods Nov 4 and continuing	IA	0	0	N/A
			PA	4	0	11/18 – TBD



FEMA

# Declaration Requests in Process – 6

State / Tribe / Territory – Incident Description	Type	IA	PA	HM	Requested
OR – Wildfires and Straight-line Winds	EM		X		Sep 9
GA – Flooding	DR	X			Oct 4
WV – Severe Storms, Flooding, Landslides, and Mudslides	DR	X	X	X	Oct 14
UT – Severe Storms and Flooding	DR		X	X	Oct 19
CA – Heat Dome and Wildfires	DR	X	X	X	Oct 26
SC – Hurricane Ian	DR	X	X	X	Oct 31



**FEMA**



# FEMA

Helping people before, during, and after disasters.



*Scan to subscribe to this briefing.*