

FEMA National Watch Center

Daily Operations Briefing

Friday, November 20, 2020

8:30 a.m. ET



FEMA

National Current Ops / Monitoring

New Significant Incidents/Ongoing Ops:

- COVID-19

Hazard Monitoring:

- Tropical Activity:
 - Atlantic: Disturbance 1: Low (20%)

Disaster Declaration Activity:

- None

Event Monitoring:

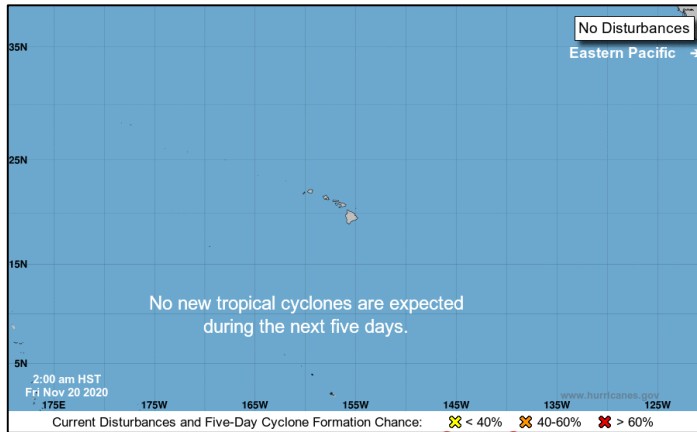
- No significant scheduled activity



FEMA

Tropical Outlook – Five Day

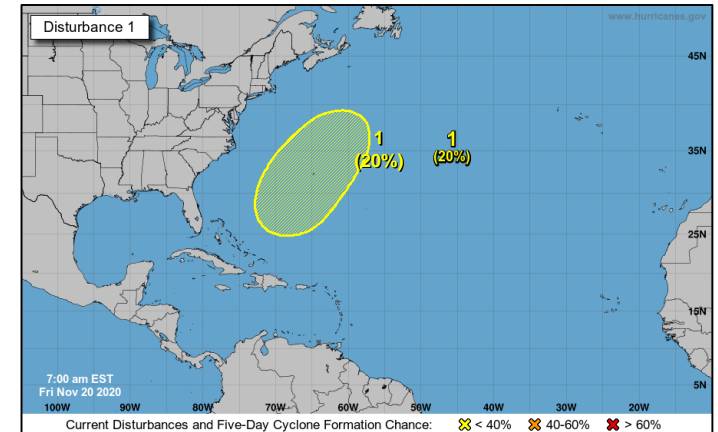
Central Pacific



Eastern Pacific



Atlantic



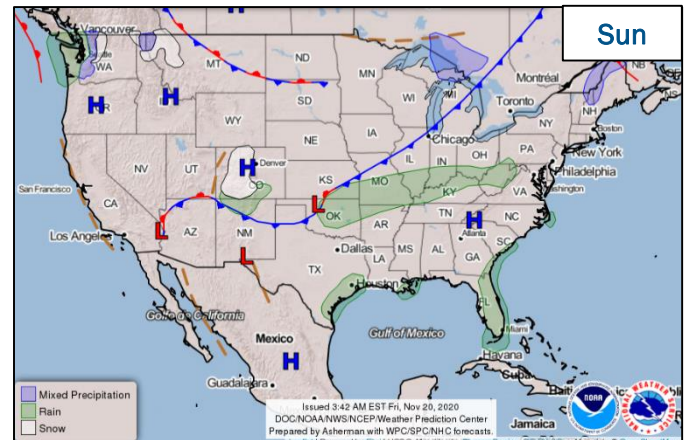
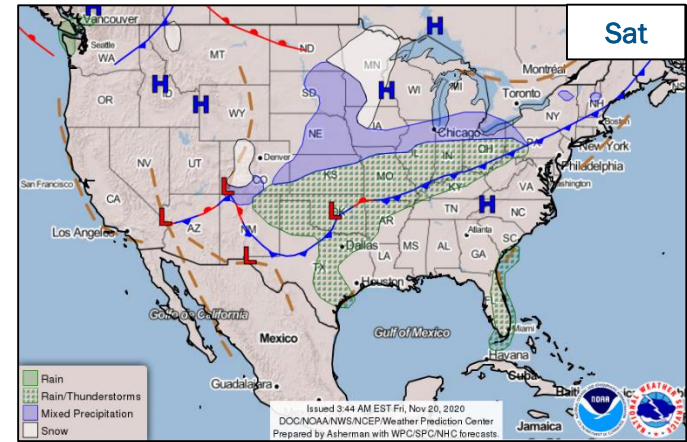
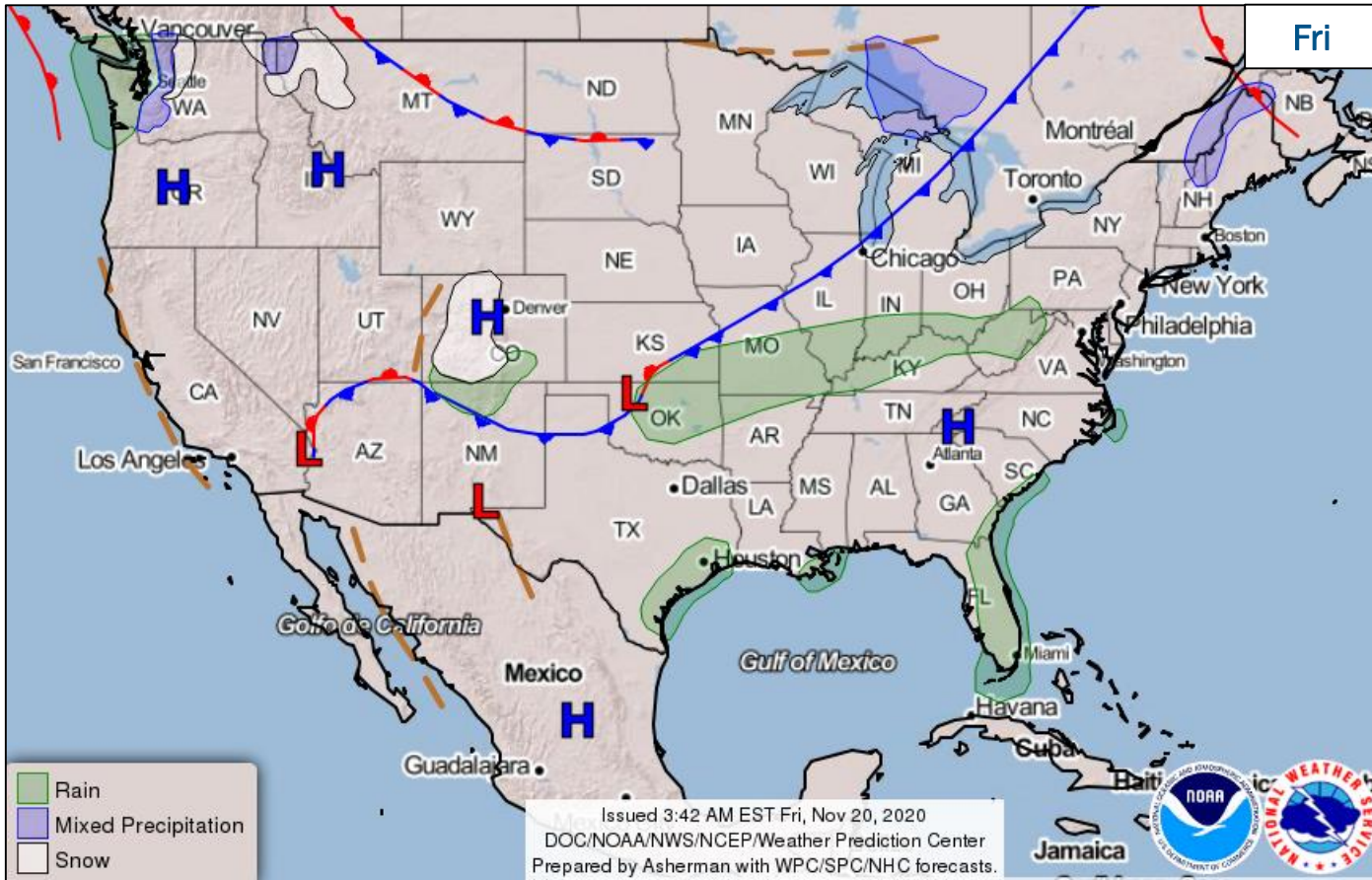
Disturbance 1 (as of 7:00 a.m. ET)

- Could form between the Bahamas and Bermuda
- Gradual development possible
- 48-hour Formation chance: Low (near 0%)
- 5-day Formation chance: Low (20%)



FEMA

National Weather Forecast



FEMA

National Watch Center

Joint Preliminary Damage Assessments

Region	State / Location	Event	IA	Number of Counties		Start - End
			PA	Requested	Complete	
IV	AL	Hurricane Zeta Oct 28	IA	0	0	N/A
			PA	20 (+1)	2	11/16 - TBD
	MS	Hurricane Zeta Oct 28	IA	6	6	11/10 - 11/15
			PA	9	4	11/18 - TBD
VI	OK	Ice Storm Oct 25 and continuing	IA	0	0	N/A
			PA	34	12	11/4 - TBD
VIII	CO	Wildfires Aug 11 and continuing	IA	3	0	11/2 - TBD
			PA	4	0	11/9 - TBD



FEMA

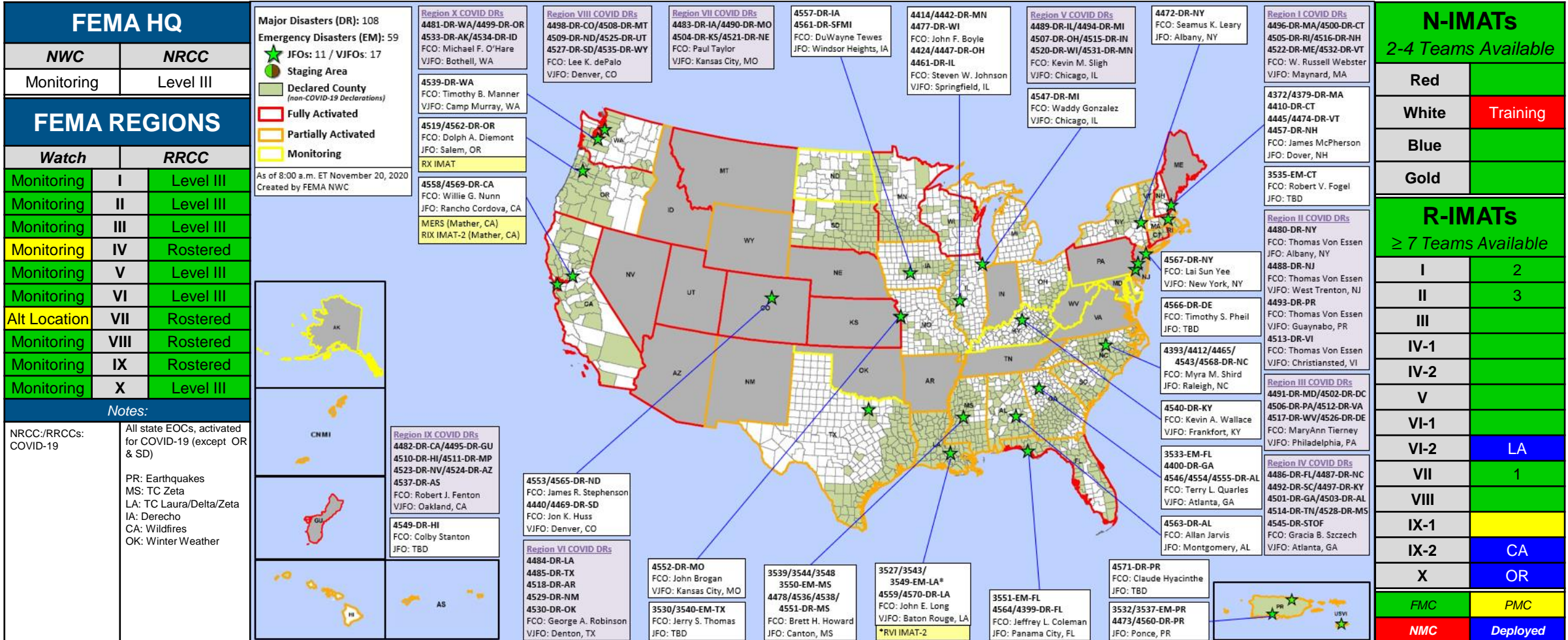
Declaration Requests in Process – 10

State / Tribe / Territory – Incident Description	Type	IA	PA	HM	Requested
Poarch Band of Creek Indians – COVID-19 Pandemic	DR	X	X		5/15
WA – Wildfires and Straight-Line Winds	DR	X	X	X	9/16
NJ – Tropical Storm Isaias	DR		X	X	9/28
CT – Tropical Storm Isaias	DR		X	X	9/30
TX – Hurricane Hanna	DR		X	X	9/30
TX – Hurricane Laura	DR	X	X	X	9/30
UT – Severe Storm and Straight-line Winds	DR		X	X	10/7
AL – Hurricane Zeta	DR		X	X	10/29
MD – Tropical Storm Isaias (Appeal)	DR		X	X	11/12
OK – Severe Winter Storm and Straight-line Winds	DR		X	X	11/13



FEMA

FEMA Common Operating Picture



Team Status	US&R 33-65%	MERS > 66%	FCOs ≤1 Type I	FDRCS ≤1	IM WORKFORCE	IM CADRE AVAILABILITY SUMMARY Cadres with 25% or Less Availability	
Assigned:	28	36	47	10	14,079 ▲	CVR 24% (20/83); EA 23% (105/462); EHP 24% (161/660); FL 20% (32/162); OPS 16% (51/328); PA 16% (517/3,189); PLAN 25% (117/461); SAF 18% (11/60)	
Unavailable	1	0	2	0	3,021 ▼		
Deployed:	0	0	43	10	6,369 ▼		
Available:	27	36	2	0	4,689 / 33% ▲		



FEMA

Helping people before, during, and after disasters.

[Click here to subscribe to this briefing](#)