

FEMA National Watch Center

Daily Operations Briefing

Tuesday, November 19, 2024

8:30 a.m. ET



FEMA

National Current Ops / Monitoring

New Significant Incidents / Ongoing Ops

- No new significant incidents / operations

Hazard Monitoring

- Excessive Rainfall / Flash Flooding – Gulf Coast
- Heavy Snow – Pacific Northwest and Northern Plains

Disaster Declaration Activity

- No new declaration activity

Event Monitoring

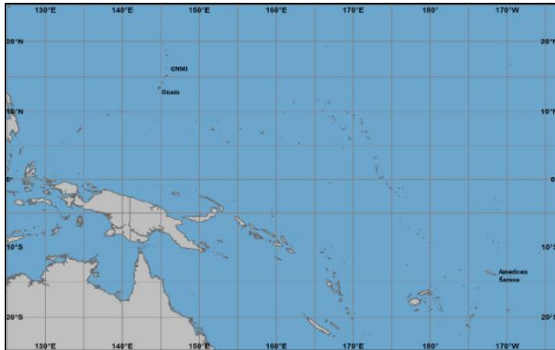
- No significant events



FEMA

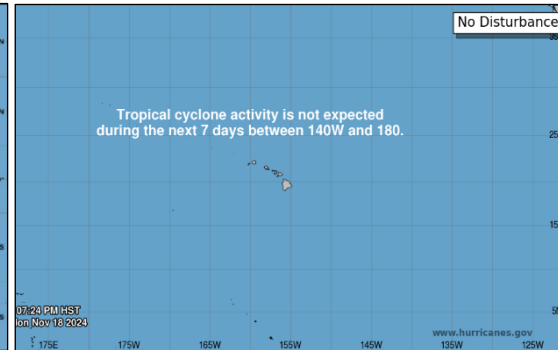
Tropical Outlook

Western Pacific



- No tropical cyclones expected during the next 7 days

Central Pacific



- No tropical cyclones expected during the next 7 days

Eastern Pacific



- No tropical cyclones expected during the next 7 days

Atlantic

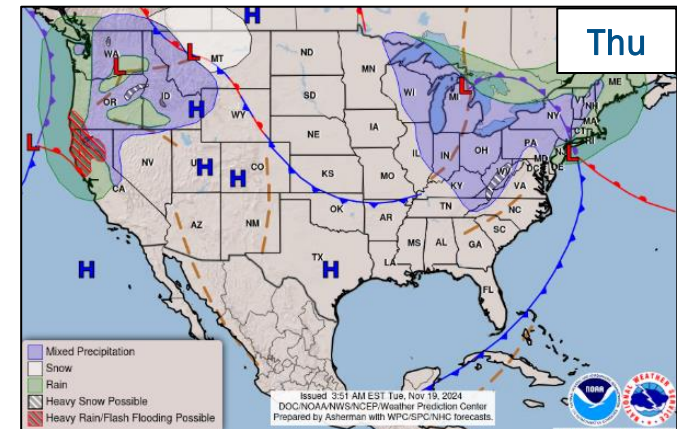
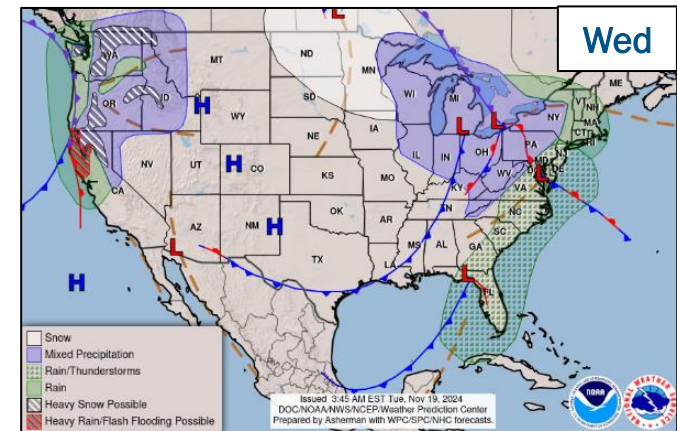
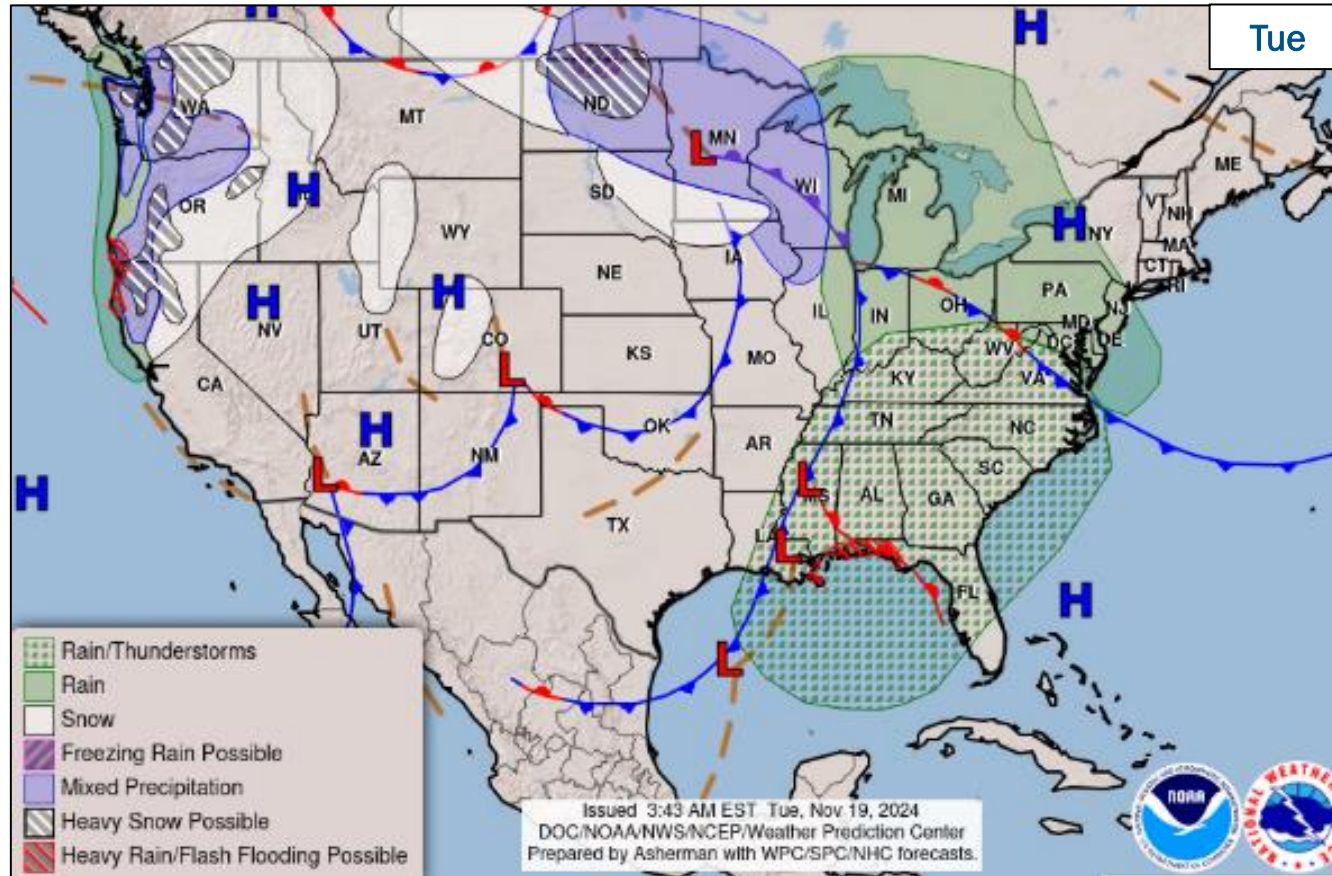


- No tropical cyclones expected during the next 7 days



FEMA

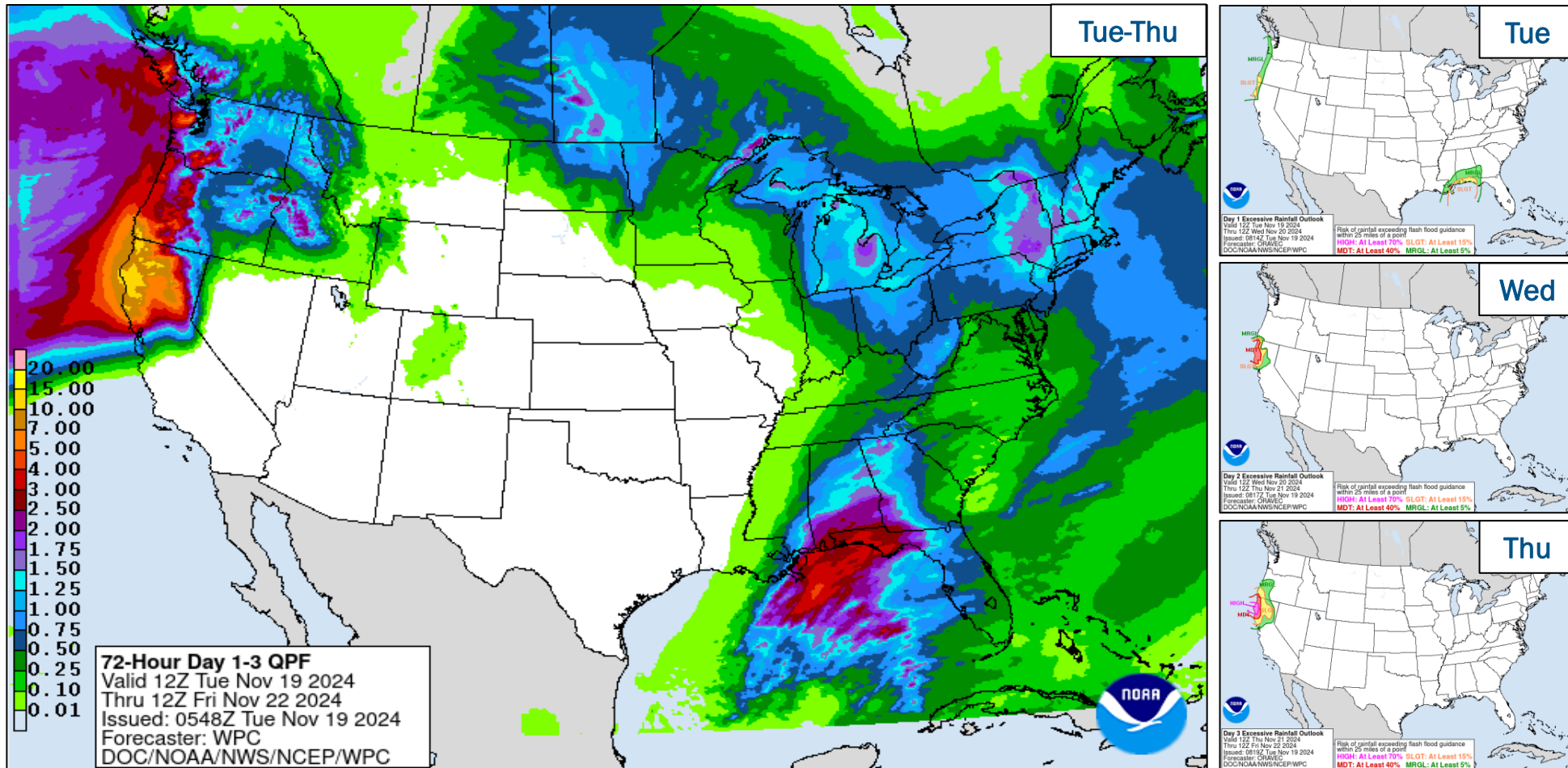
National Weather Forecast



FEMA

National Watch Center

Precipitation & Excessive Rainfall



FEMA

National Watch Center

FEMA Common Operating Picture

32 + 3 Joint Field Offices / Virtual Joint Field Offices Supporting **108 + 14** Major Disasters / Emergency Declarations **18** Direct Housing Missions **24** RSF-Supported Disasters **6** Joint Recovery Offices

Tuesday
November 19, 2024
8:30 a.m. ET

FEMA HQ	
NWC	NRCC
Monitoring	Steady State
FEMA REGIONS	
Watch	RRCC
Monitoring	I Rostered
Monitoring	II Rostered
Monitoring	III Rostered
Monitoring	IV Rostered
Monitoring	V Rostered
Monitoring	VI Rostered
Monitoring	VII Rostered
Monitoring	VIII Rostered
Monitoring	IX Rostered
Monitoring	X Rostered
Notes:	
NRCC/RWCs/RRCCs: • N/A	State EOCs: • OK/NM/CO: Severe Weather • HI/OK/CT/NY: Wildfires • CO: US-50 closure • GA: Flooding • FL: TC Milton • FL/NC/TN/VA: TC Helene • TX: Tropical Activity • UT: EMAC Deployment • WY: Election Monitoring • DC: Inauguration
Volunteer Force	
Rostered 7,840	Deployed 3 (-1)
Surge Capacity Force	
Rostered 8,973 (+4)	Deployed 871 (+59)

N-IMATs 3 Teams Available	
Red	Reconstituting
White	NC (Sep 30)
Blue	FL (Sep 23)
Gold	
HS	
R-IMATs 4 - 6 Teams Available	
I	Reconstituting
II	USVI (Oct 30)
III	Reconstituting
IV-1	GA (Oct 5)
IV-2	FL (Oct 6)
V	1
VI-1	
VI-2	
VII	Demobilizing
VIII	SD (Nov 18)
IX-1	FL (Oct 11)
IX-2	AZ (Oct 8)
X	TN (Sep 29)

REGIONAL BREAKDOWN				
	JFO/VJFO	DR	EM	JRO
I	3/0	18	2	0
II	3/1	7	0	2
III	2/0	5	2	0
IV	8/0	29	11	1
V	2/0	4	0	0
VI	3/0	6	0	3
VII	4/0	13	0	0
VIII	1/1	5	0	0
IX	3/1	12	0	0
X	3/0	9	0	0

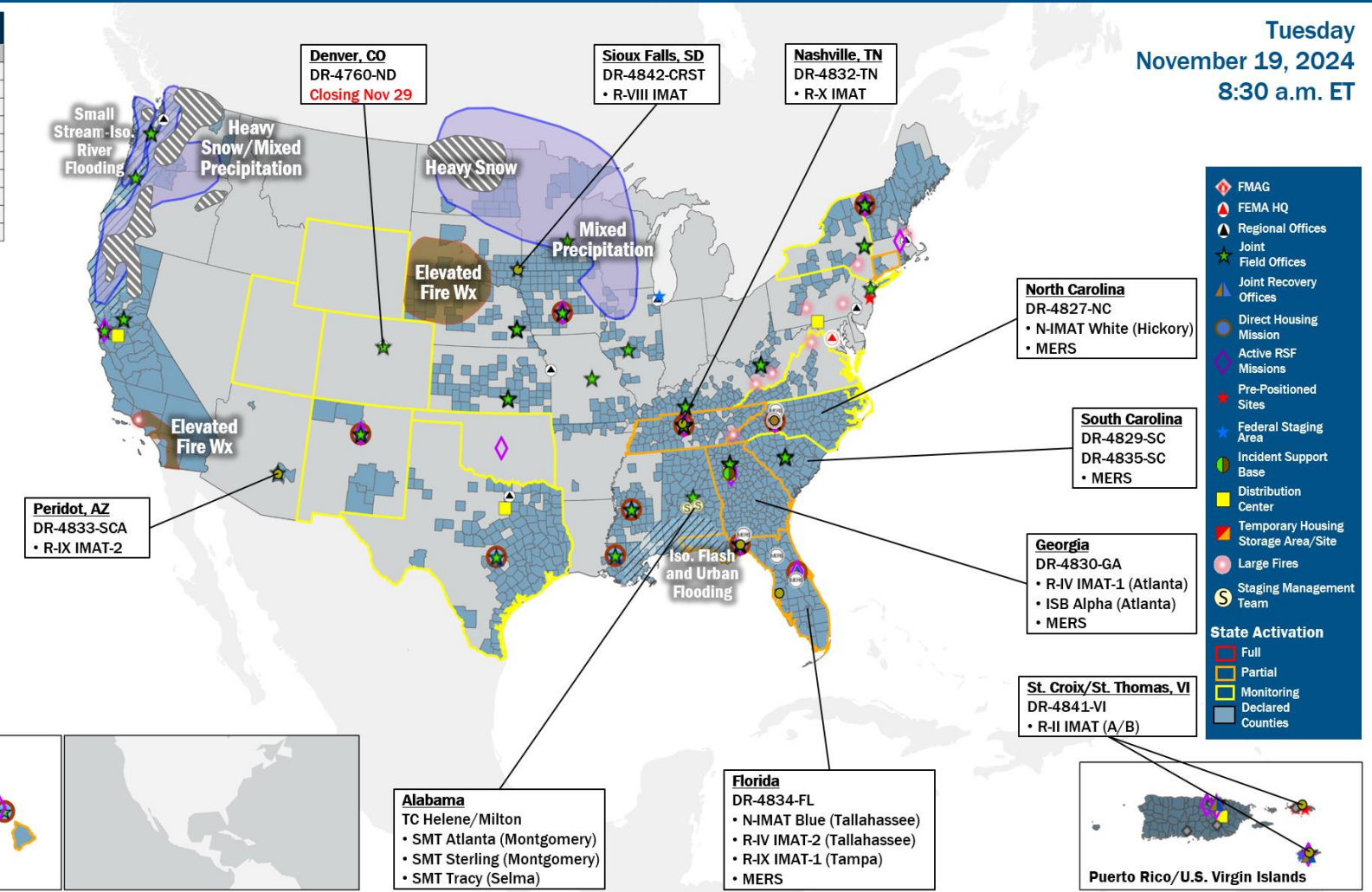
Alaska

Commonwealth of Northern Mariana Islands

Guam

American Samoa

Hawaii



IM Workforce

14,053 (+3) Assigned
4,051 (+87) Unavailable
9,007 (-48) Deployed
7% / 995 (-36) Available

IM Cadre Availability

21 Cadres ≤ 25% Availability

Acquisitions: 19% (42/224); Civil Rights: 15% (25/170); Disaster Emergency Communications: 8% (32/388); Disaster Field Training Operations: 19% (19/99); Disability Integration: 7% (3/42); Disaster Survivor Assistance: 7% (87/1,202); External Affairs: 10% (51/515); Environmental Planning and Historic Preservation: 6% (53/845); Field Leadership: 7% (11/151); Financial Management: 12% (28/238); Hazard Mitigation: 4% (51/1,207); Human Resources: 3% (5/179); Individual Assistance: 5% (129/2,618); Interagency Recovery Coordination: 15% (48/331); Information Technology: 7% (51/711); Logistics: 2% (29/1,660); Operations: 9% (32/357); Public Assistance: 10% (222/2,292); Planning: 2% (7/449); Safety: 9% (9/95); Security: 9% (13/141)

MERS

< 33%

36 Assigned
0 Unavailable
25 Deployed

11 Available

US&R

> 66%

28 Assigned
2 Unavailable
0 Deployed

26 Available

FCO

≤ 1 Type I

52 Assigned
4 Unavailable
48 (31 FCO) Deployed

0 Available

Joint Preliminary Damage Assessments

Region	State / Location	Incident	IA	Number of Counties/Jurisdictions		Start - End
			PA	Requested	Complete	
IV	GA	Severe Flooding Nov 6-7	IA	0	0	N/A
			PA	18	0	11/19 - TBD
VII	MO	Severe Weather Nov 3-9	IA	0	0	N/A
			PA	14	0	11/18 - TBD



FEMA

Declaration Requests in Process – 11

State / Tribe / Territory – Incident Description	Type	IA	PA	HM	Requested
OH – Train Derailment	DR	X	X	X	Jul 3, 2023
NY – Severe Storms, Tornadoes, Straight-line Winds, and Flooding	EM		X		Jul 20
MI – Severe Storm and Tornadoes (APPEAL)	DR	X		X	Sep 11
ID – Gwen Fire	DR	X		X	Oct 9
PR – Tropical Storm Ernesto	DR		X	X	Oct 15
CTCR* – Swawilla Fire and Bridge Creek Fire	DR		X	X	Oct 15
OR – Wildfires	DR		X	X	Oct 21
KY – Severe Storms, Straight-line Winds, Flooding, Landslides, and Mudslides	DR		X	X	Oct 24
WV – Remnants of Hurricane Helene	DR	X		X	Oct 25
NVKI** – Severe Storm and Flooding	DR	X	X	X	Nov 4
NVKW*** – Severe Storm and Flooding	DR	X	X	X	Nov 4

*Confederated Tribes of the Colville Reservation, **Native Village of Kipnuk, ***Native Village of Kwigillingok



FEMA

National Watch Center



FEMA

Helping people before, during, and after disasters.



Scan to subscribe to this briefing.