

FEMA National Watch Center

Daily Operations Briefing

Sunday, November 19, 2023

8:30 a.m. ET



FEMA

National Current Ops / Monitoring

New Significant Incidents / Ongoing Ops

- No significant incidents / operations

Hazard Monitoring

- Mixed Precipitation – Pacific Northwest to the Southwest and the Northeast
- Tropical Activity
 - Eastern Pacific: Disturbance 1 (EP94): Low (20%)

Disaster Declaration Activity

- Approval: Emergency Declaration – USVI

Event Monitoring

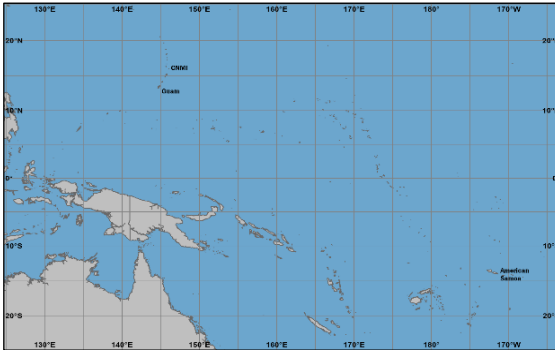
- No significant events



FEMA

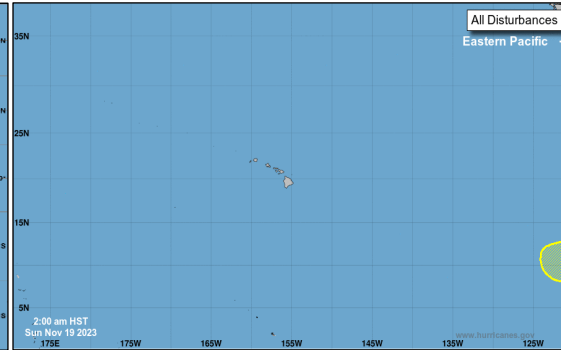
Tropical Outlook

Western Pacific



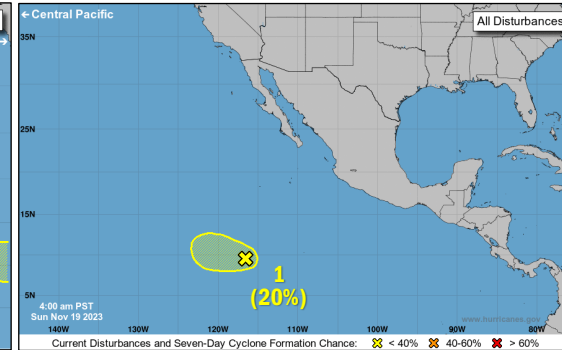
- No areas of concern for Guam, the Commonwealth of the Northern Mariana Islands or American Samoa

Central Pacific



- No tropical cyclones expected during the next 7 days

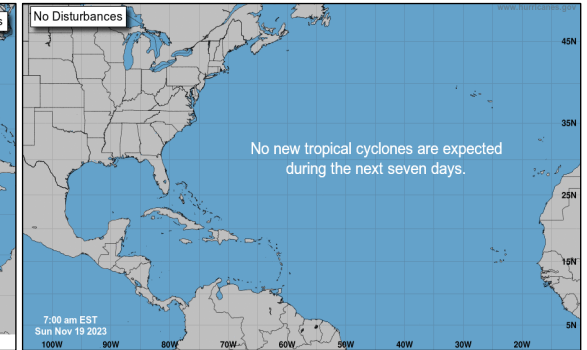
Eastern Pacific



Disturbance 1 (EP94): (As of 7:00 a.m. ET)

- Located about 1,000 miles to the SSW of the southern tip of the Baja California Peninsula
- Some slow development possible
- Formation chance – 48-hour: Low (20%); 7-day: Low (20%)

Atlantic



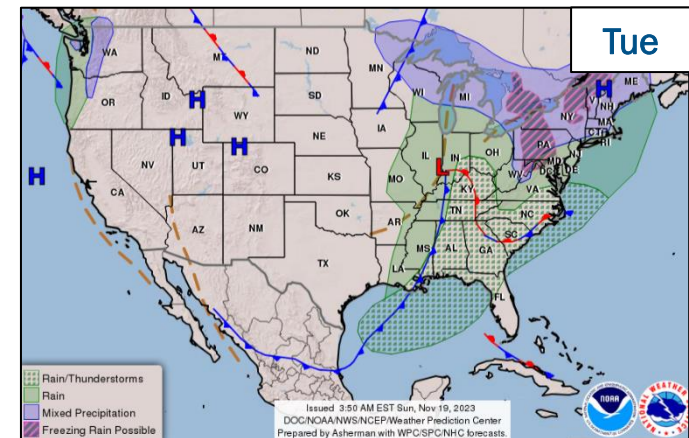
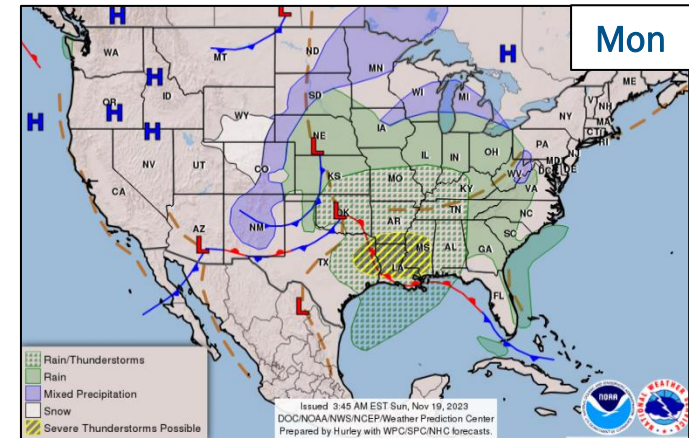
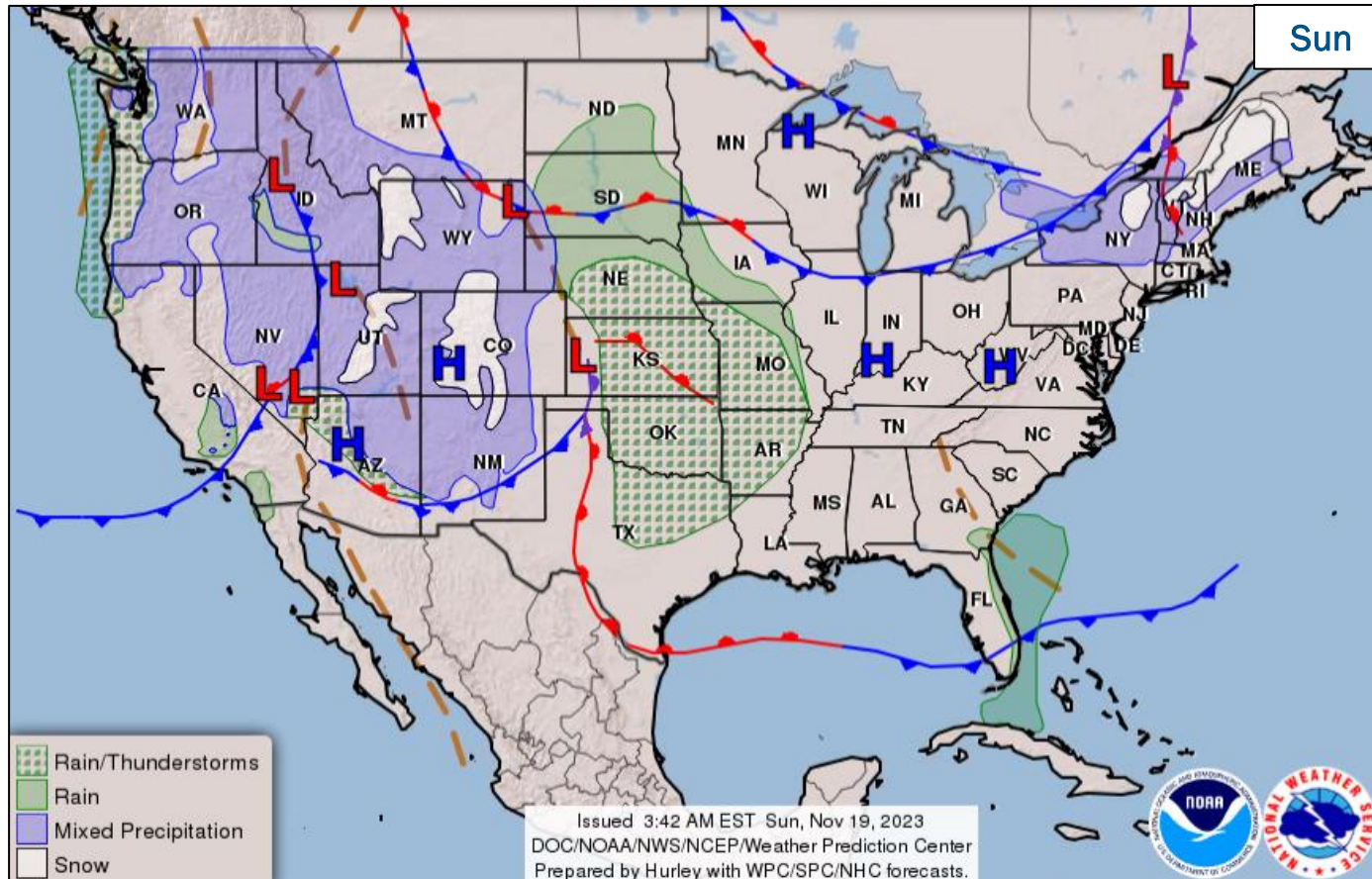
- No tropical cyclones expected during the next 7 days



FEMA

National Watch Center

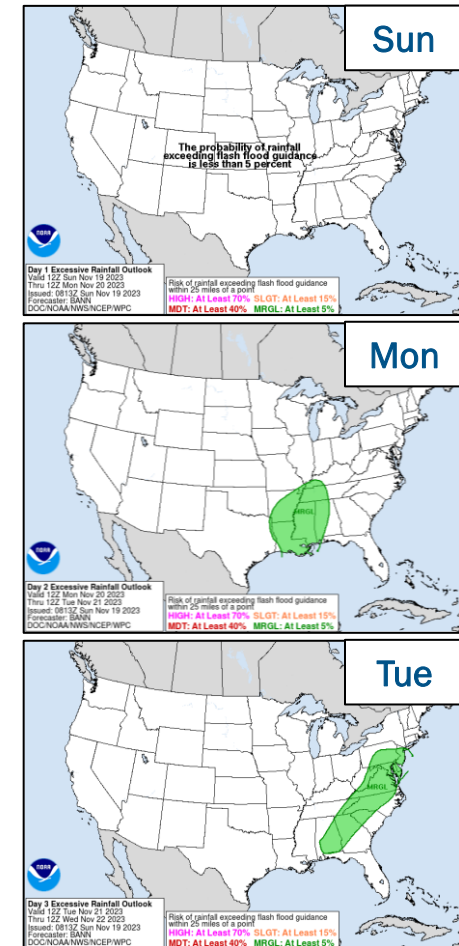
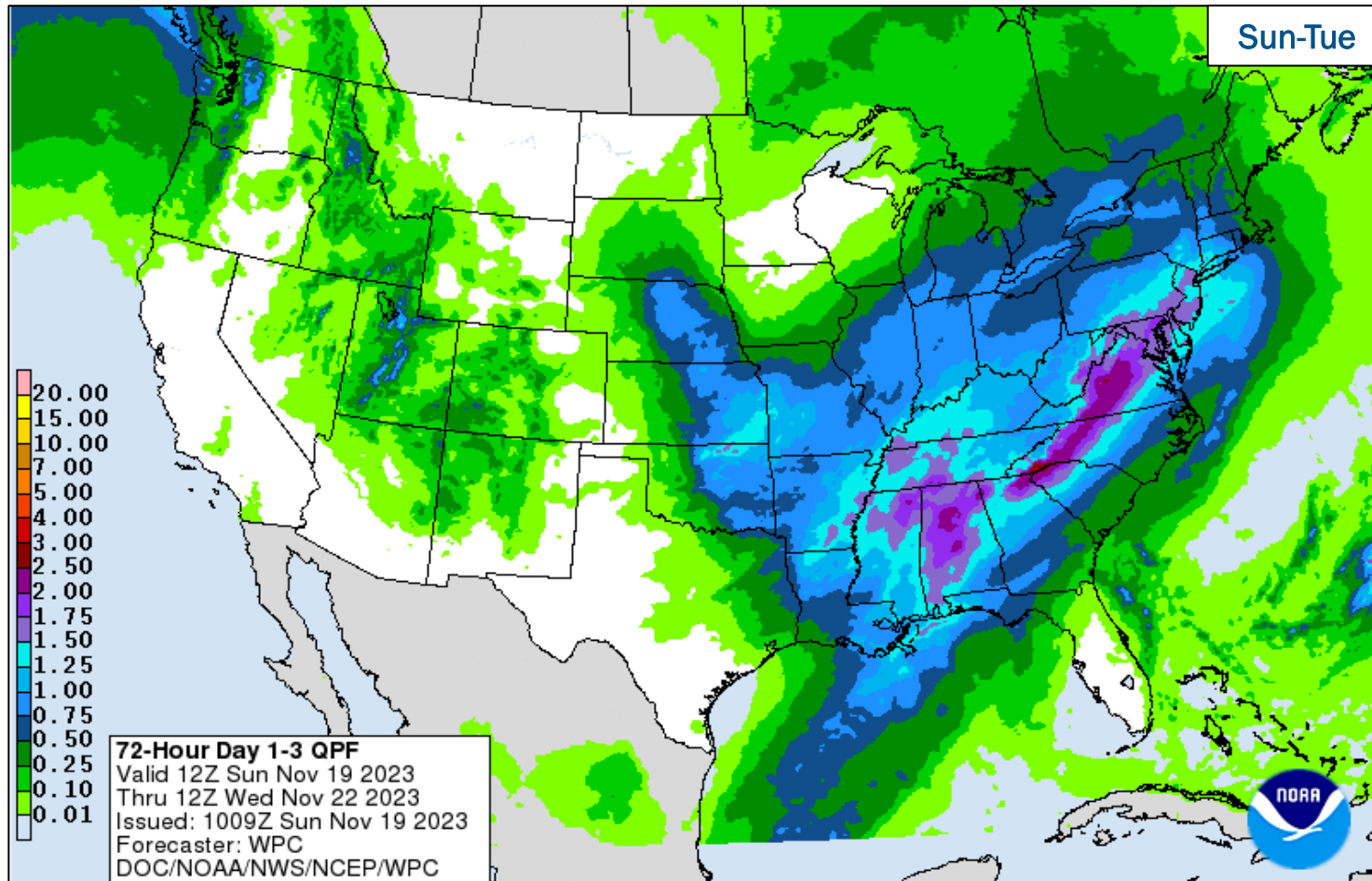
National Weather Forecast



FEMA

National Watch Center

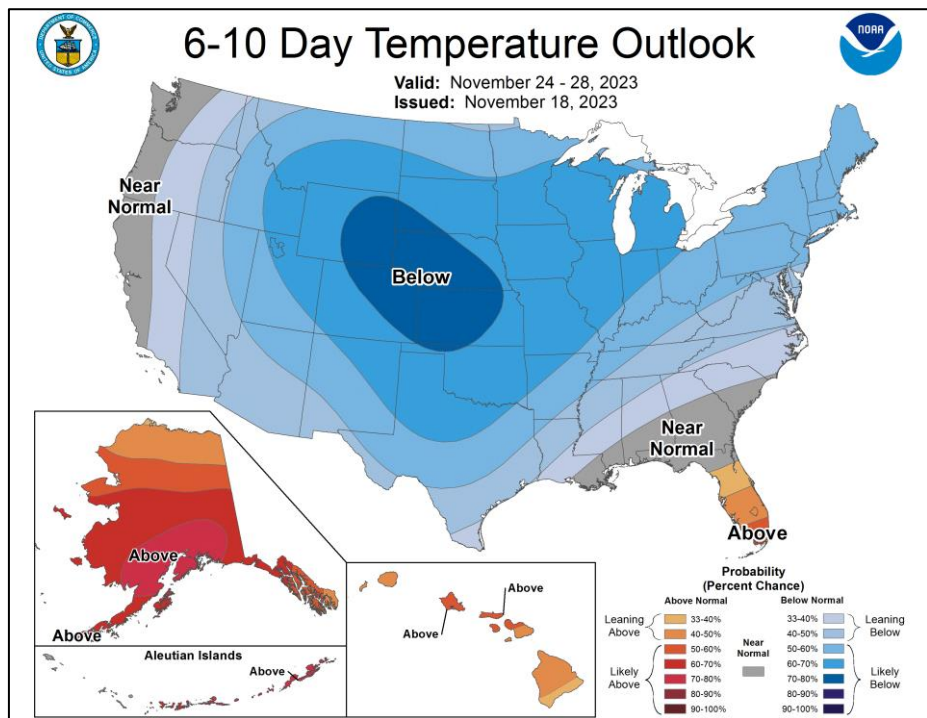
Precipitation & Excessive Rainfall



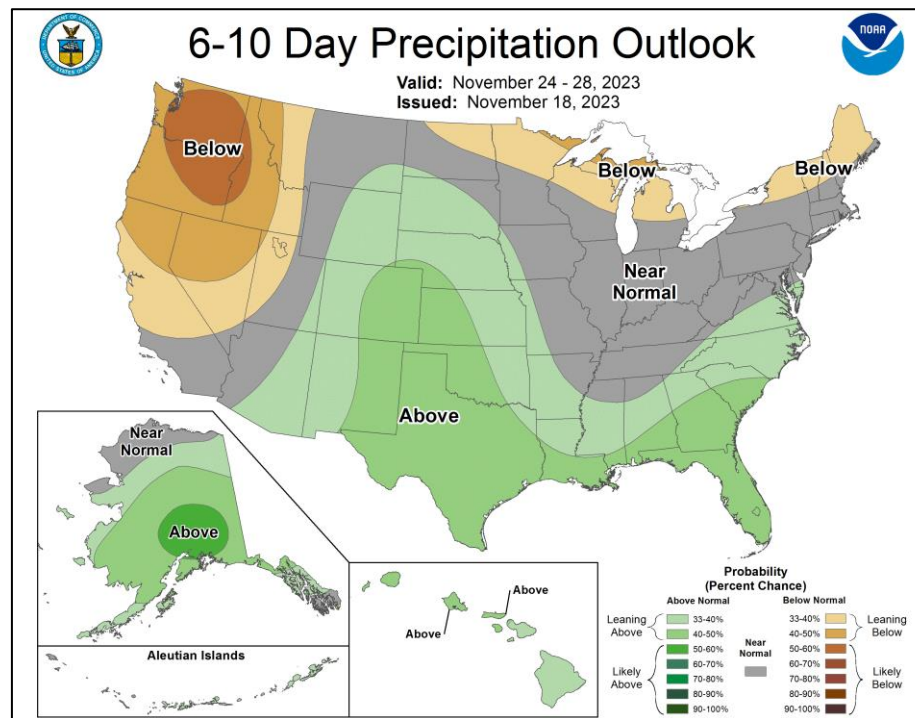
FEMA

National Watch Center

Long Range Outlooks – Nov 24-28



6-10 Day Temperature Probability



6-10 Day Precipitation Probability



FEMA

FEMA Common Operating Picture

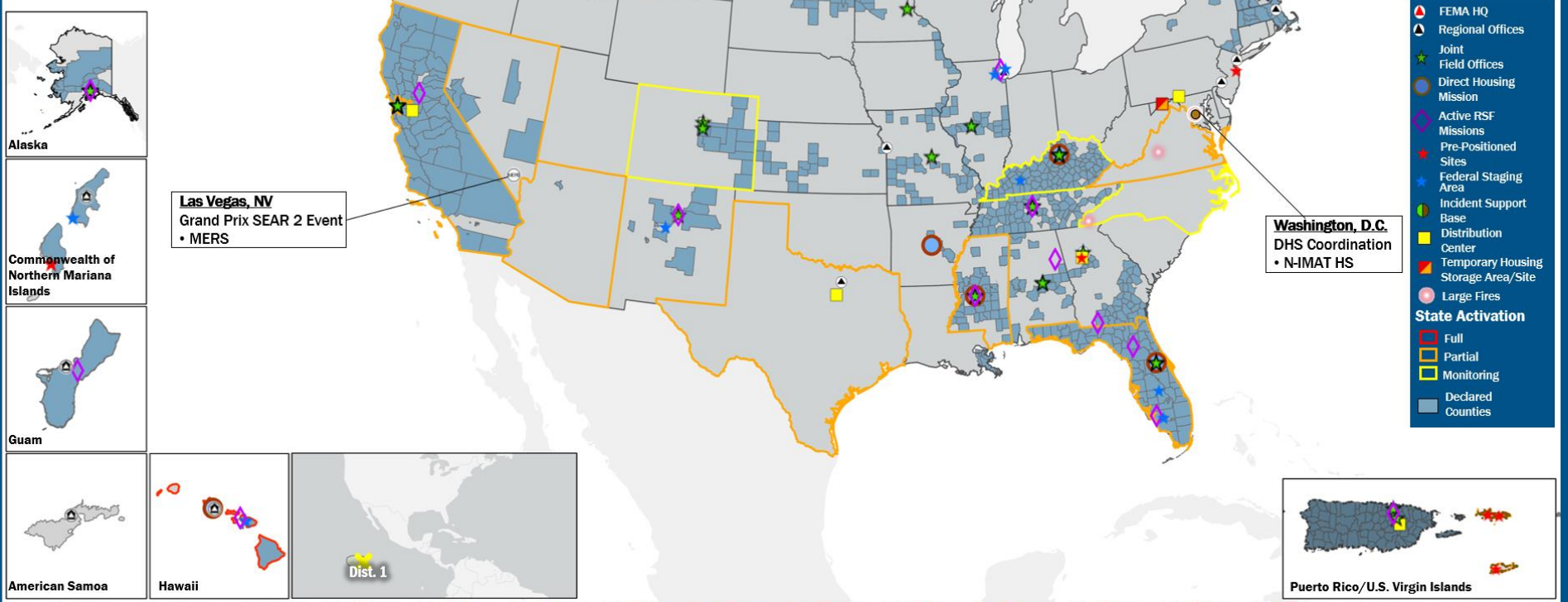
15 + 7 Joint Field Offices Virtual Joint Field Offices Supporting
71 + 5 Major Disasters Emergency Declarations
8 Direct Housing Missions
27 RSF-Supported Disasters

Sunday
 November 19, 2023
 8:30 a.m. ET

FEMA HQ	
NWC	NRCC
Monitoring	Activated
FEMA REGIONS	
Watch	RRCC
Monitoring	I Rostered
Monitoring	II Rostered
Monitoring	III Rostered
Monitoring	IV Rostered
Monitoring	V Rostered
Monitoring	VI Rostered
Monitoring	VII Rostered
Monitoring	VIII Rostered
Monitoring	IX Rostered
Monitoring	X Rostered
Notes:	
RWCs/RRCCs/IMATs: • NRCC/N-IMAT HS: DHS Coordination	STATE EOCs: • MS: Severe Weather • FL: TC Idalia • TX: Ongoing Threats • CO: Avian Influenza/ Fremont Co. Return to Nature • AZ/CO: SW Border CA/HI/KY/NC/VA: Wildfires • CA/NV: TC Hilary • VI: Potable Water
Volunteer Force	
Rostered 7,387	Deployed 128
Surge Capacity Force	
Rostered 8,397	Deployed 0

N-IMATs	
2-5 Teams Available	
Red	
White	
Blue	
Gold	
HS	DC
R-IMATs	
≥ 7 Teams Available	
I	
II	
III	
IV-1	
IV-2	2
V	
VI-1	
VI-2	1
VII	3
VIII	
IX-1	Personnel
IX-2	Demobilizing
X	Personnel
Fully Mission Capable (FMC)	
Partially Mission Capable (PMC)	
Not Mission Capable (NMC)	
Deployed	

REGIONAL BREAKDOWN			
	JFO/WJFO	DR	EM
I	3/0	10	2
II	0/1	3	1
III	0/0	0	0
IV	6/1	20	1
V	2/0	3	0
VI	1/1	1	1
VII	1/0	3	0
VIII	1/1	4	0
IX	0/1	16	0
X	1/2	11	0



IM Workforce

13,675 Assigned
 4,350 (+26) Unavailable
 5,276 (-94) Deployed

30% (+1) / 4,049 (+68) Available

IM Cadre Availability

11 (-1) Cadres ≤ 25% Availability

Environmental Planning and Historic Preservation: 18% (148/817); Field Leadership: 12% (18/146); Hazard Mitigation: 19% (229/1,216); Human Resources: 20% (36/178); Interagency Recovery Coordination: 19% (55/291); Logistics: 24% (364/1,506); Operations: 19% (67/349); Public Assistance: 11% (237/2,180); Planning 13% (61/463); Safety: 20% (16/82); Security: 20% (27/133)

MERS

> 66%

36 Assigned
 0 Unavailable
 0 (-1) Deployed

36 (+1) Available

US&R

> 66%

28 Assigned
 1 Unavailable
 0 Deployed

27 Available

FCO

≤ 1 Type I

50 Assigned
 8 Unavailable
 39(24 FCOR) Deployed

3 Available

Joint Preliminary Damage Assessments

Region	State / Location	Incident	IA	Number of Counties		Start - End
			PA	Requested	Complete	
I	MA	Flooding Sep 11-13	IA	2	2	10/10 - 10/27
			PA	4	2	10/10 - TBD
II	NY	Severe Storms and Flooding Sep 28-30	IA	0	0	NA
			PA	5	0	11/9 - TBD
	PR	Severe Storms and Flooding Oct 26-31	IA	1	0	11/8 - TBD
			PA	1	1	11/8 - 11/14
III	WV	Flooding Aug 28-30	IA	5	5	9/19 - 9/21
			PA	3	2	10/16 - TBD



FEMA

Declaration Approval – U.S. Virgin Islands

Declaration: Emergency Declaration – FEMA-3603-EM-USVI

Date Requested: Nov 9

Date Approved: Nov 18

Incident: Elevated Levels of Lead and Copper in the Water Supply

Incident Period: Oct 25 and continuing

Provides:

- **PA:** Island of St. Croix

FCO: Lai Sun Yee



■ PA



FEMA

Declaration Requests in Process – 13

State / Tribe / Territory – Incident Description	Type	IA	PA	HM	Requested
MI – Flooding (Appeal)	DR		X	X	Jun 15
OH – Train Derailment	DR	X	X	X	Jul 3
UT – Flooding	DR		X	X	Aug 11
Inupiat Community of the Arctic Slope (ICAS) – Severed Undersea Fiber Optic Line (Appeal)	EM		X		Aug 23
NH – Severe Winter Storm and Snowstorm (Appeal)	DR		X	X	Sep 6
CA – Tropical Storm Hilary	DR		X	X	Sep 14
WA – Wildfires	DR	X	X	X	Oct 4
MI – Severe Storms, Tornadoes, and Flooding	DR	X	X	X	Oct 18
KY – Severe Storms, Tornadoes, Straight-Line Winds, and Flooding (Appeal)	DR	X		X	Oct 23
WV – Severe Storms, Flooding, Landslides, and Mudslides	DR	X		X	Oct 25
IL – Severe Storms and Flooding	DR	X		X	Nov 7
RI – Severe Storms, Flooding, and Tornadoes	DR	X			Nov 8
PA – Severe Storms and Flooding	DR	X	X	X	Nov 9
USVI – Elevated Levels of Lead and Copper in the Water Supply – Approved	EM		X		Nov 9



FEMA



FEMA

Helping people before, during, and after disasters.



Scan to subscribe to this briefing.