

FEMA National Watch Center

Daily Operations Briefing

Thursday, November 16, 2023

8:30 a.m. ET



FEMA

National Current Ops / Monitoring

New Significant Incidents / Ongoing Ops

- No significant incidents / operations

Hazard Monitoring

- Heavy Rain / Flash Flooding – Southern Florida
- Mixed precipitation – California and Southwest to the Northern Plains
- Tropical Activity
 - Atlantic:
 - Disturbance 1: Medium (60%)
 - Disturbance 2: Low (10%)

Disaster Declaration Activity

- No new declaration activity

Event Monitoring

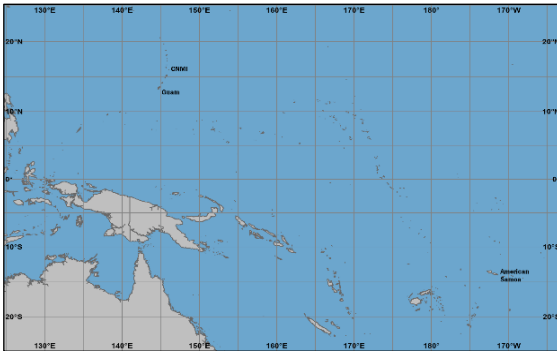
- No significant events



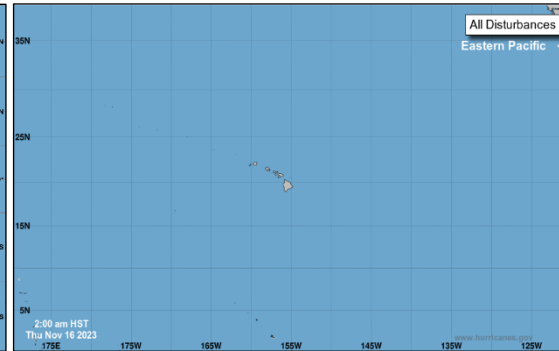
FEMA

Tropical Outlook

Western Pacific



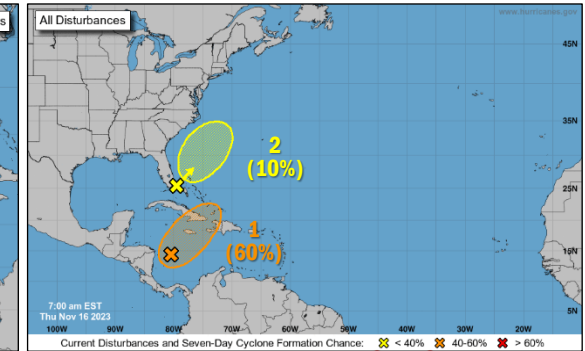
Central Pacific



Eastern Pacific



Atlantic



- No areas of concern for Guam, the Commonwealth of the Northern Mariana Islands or American Samoa

- No tropical cyclones expected during the next 7 days

- No tropical cyclones expected during the next 7 days

Disturbance 1: (as of 7:00 a.m. ET)

- Located over the west-central Caribbean Sea
- Environmental conditions appear conducive for development; a tropical depression could form over the next day or two
- Formation chance – 48-hour: Medium (60%); 7-day: Medium (60%)

Disturbance 2: (as of 7:00 a.m. ET)

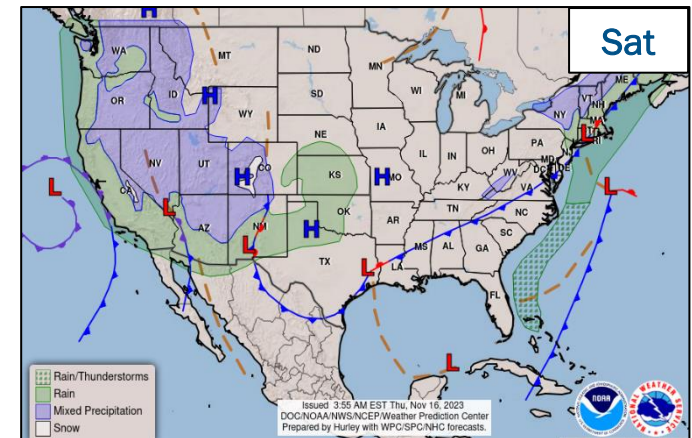
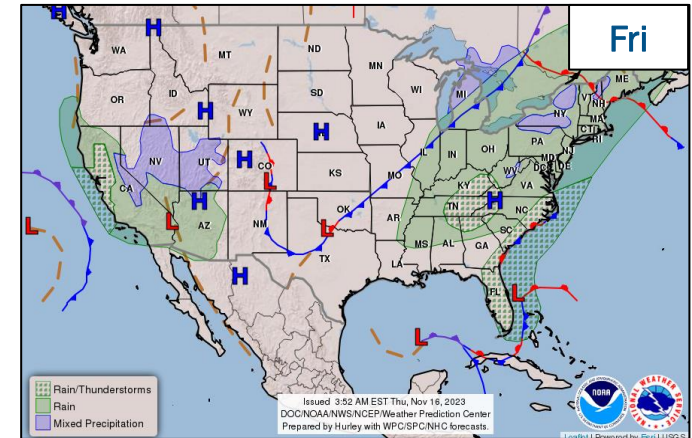
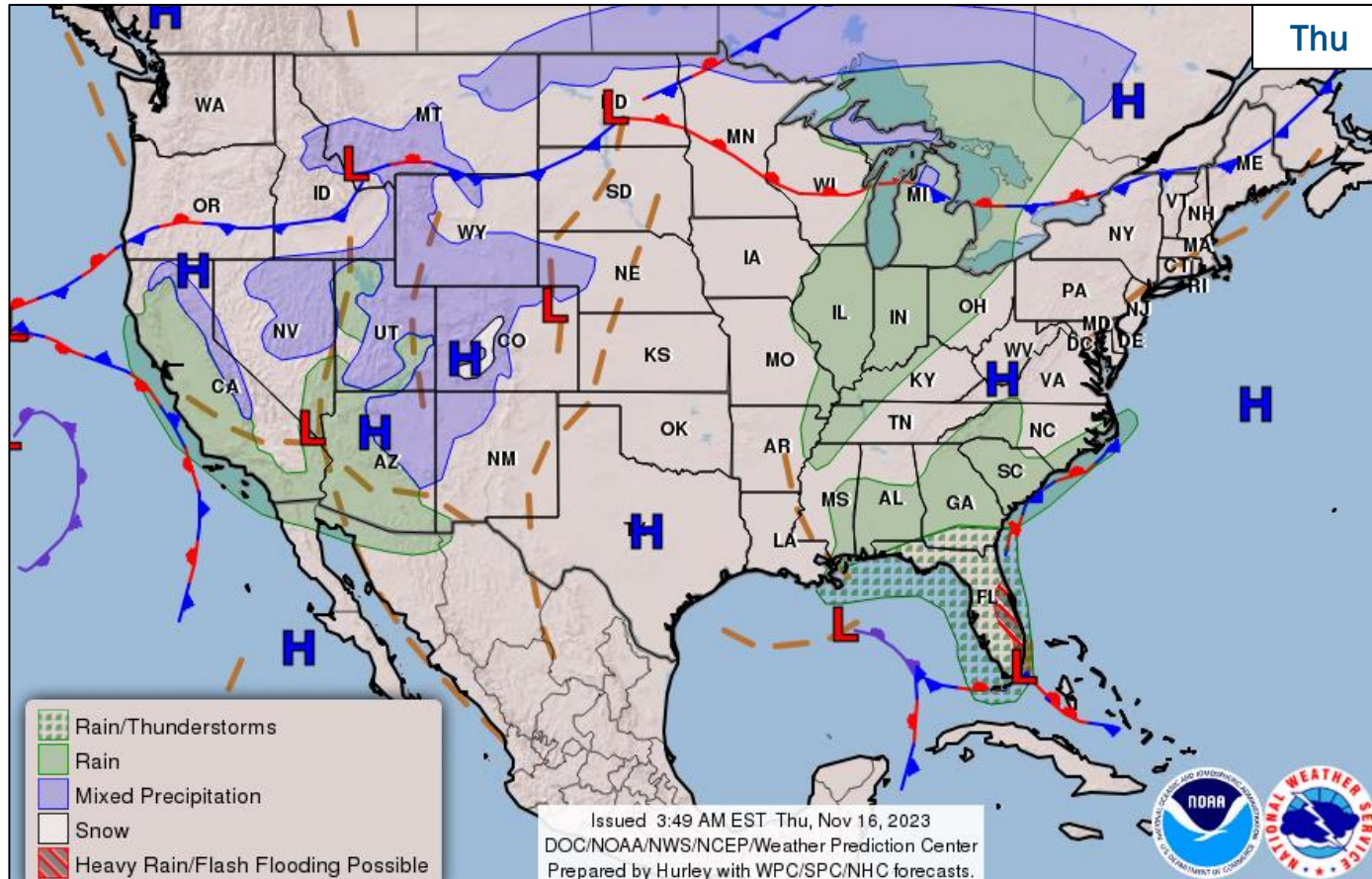
- Located near southern Florida
- Forecast to move NE near the Bahamas; unlikely to develop into a tropical cyclone
- Formation chance – 48-hour: Low (10%); 7-day: Low (10%)



FEMA

National Watch Center

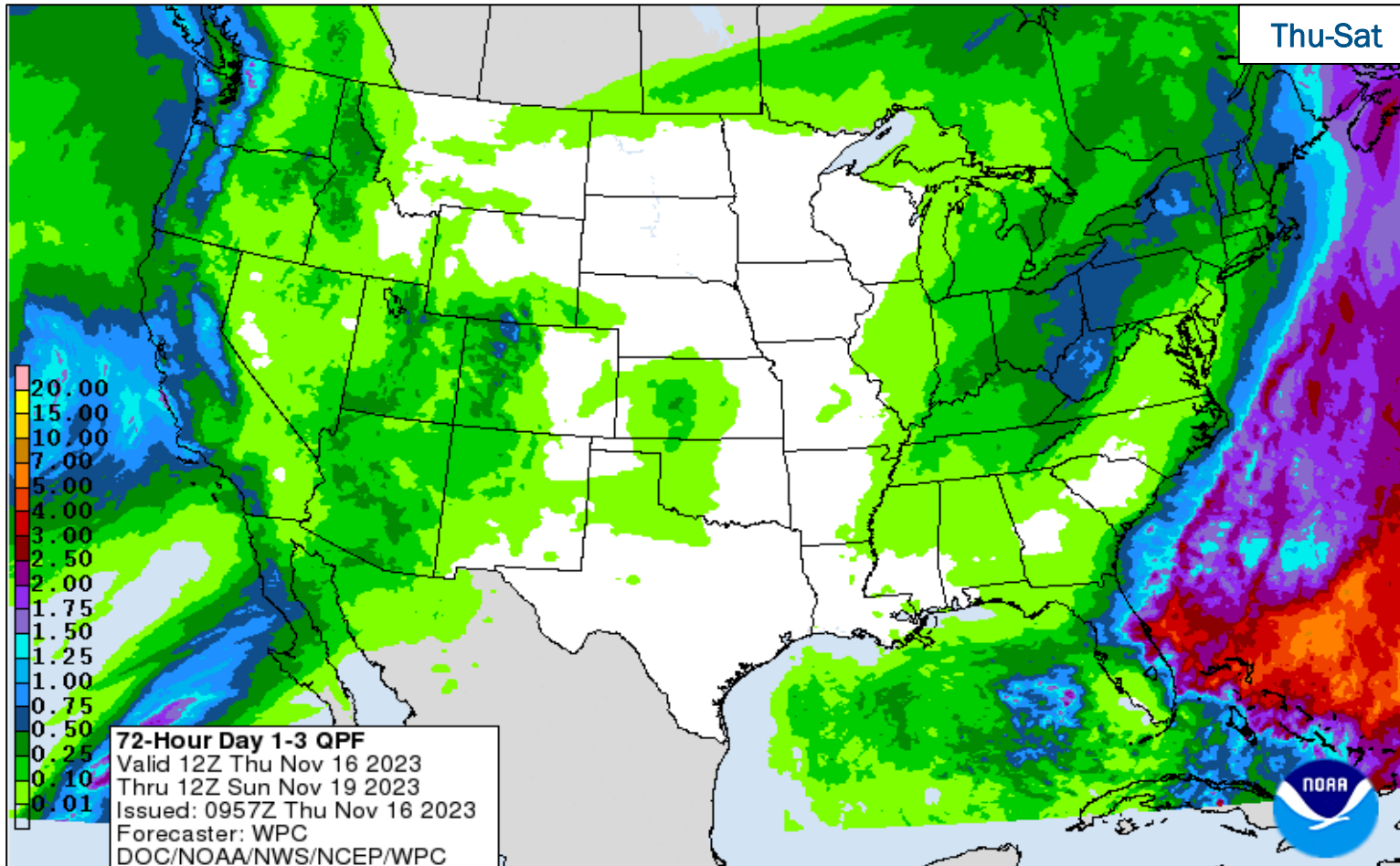
National Weather Forecast



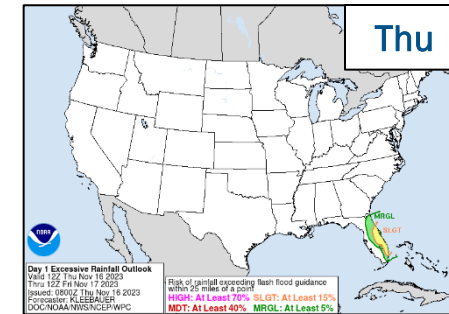
FEMA

National Watch Center

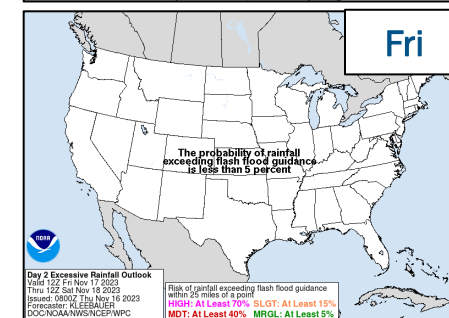
Precipitation & Excessive Rainfall



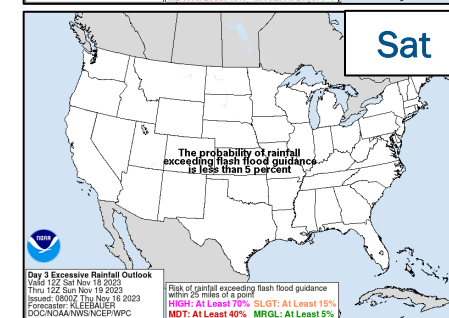
Thu-Sat



Thu



Fri



Sat



FEMA

National Watch Center

FEMA Common Operating Picture

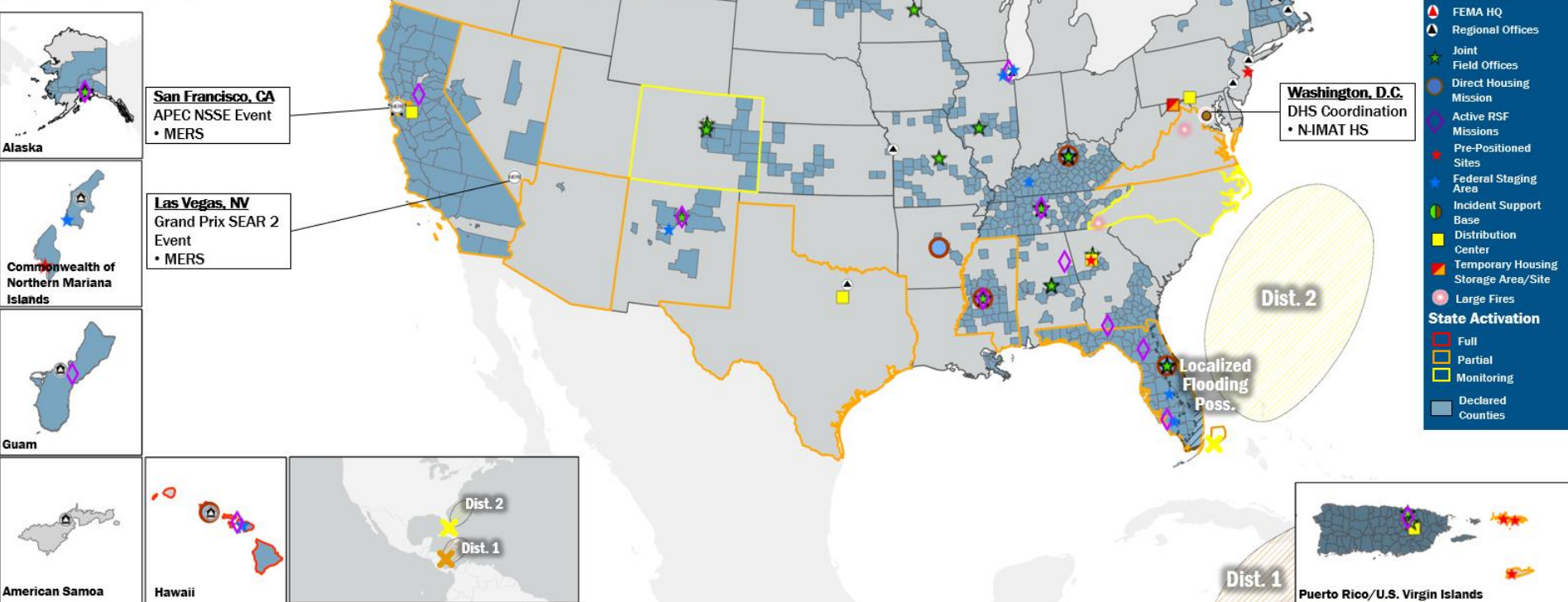
16 + 7 Joint Field Offices Virtual Joint Field Offices Supporting
72 + 4 Major Disasters Emergency Declarations
8 Direct Housing Missions
27 RSF-Supported Disasters

Thursday
 November 16, 2023
 8:30 a.m. ET

FEMA HQ	
NWC	NRCC
Monitoring	Activated
FEMA REGIONS	
Watch	RRCC
Monitoring	I Rostered
Monitoring	II Rostered
Monitoring	III Rostered
Monitoring	IV Rostered
Monitoring	V Rostered
Monitoring	VI Rostered
Monitoring	VII Rostered
Monitoring	VIII Rostered
Monitoring	IX Partial
Monitoring	X Rostered
Notes:	
RWCs/RRCCs/IMATs: • NRCC/N-IMAT HS: DHS Coordination • RIX RRCC: Partial POTUS visit	STATE EOCs: • MS: Severe Weather • FL: TC Idalia • TX: Ongoing Threats • CO: Avian Influenza/ Fremont Co. Return to Nature • AZ/CO: SW Border • CA/HI/NC/VA: Wildfires • CA/NV: TC Hilary • VI: Potable Water
Volunteer Force	
Rostered 7,384	Deployed 126 (+3)
Surge Capacity Force	
Rostered 8,397	Deployed 0

N-IMATs	
2-5 Teams Available	
Red	
White	
Blue	
Gold	
HS	DC
R-IMATs	
≥ 7 Teams Available	
I	
II	
III	
IV-1	
IV-2	2
V	
VI-1	
VI-2	1
VII	3
VIII	Reconstituting
IX-1	Personnel
IX-2	Demobilizing
X	Personnel
Fully Mission Capable (FMC)	
Partially Mission Capable (PMC)	
Not Mission Capable (NMC)	
Deployed	

REGIONAL BREAKDOWN			
	JFO/VJFO	DR	EM
I	3/0	10	2
II	1/1	4	0
III	0/0	0	0
IV	6/1	20	1
V	2/0	3	0
VI	1/1	1	1
VII	1/0	3	0
VIII	1/1	4	0
IX	0/1	16	0
X	1/2	11	0



IM Workforce

13,673 (-2) Assigned
 4,231 (+43) Unavailable
 5,504 (-46) Deployed

29% / 3,938 (+1) Available

IM Cadre Availability

12 Cadres ≤ 25% Availability

Disability Integration: 22% (12/54); Environmental Planning and Historic Preservation: 17% (141/818); Field Leadership: 12% (17/138); Hazard Mitigation: 19% (228/1,211); Human Resources: 20% (36/179); Interagency Recovery Coordination: 21% (60/292); Logistics: 25% (379/1,520); Operations: 18% (64/346); Public Assistance: 11% (240/2,186); Planning 14% (65/466); Safety: 21% (17/82); Security: 20% (26/133)

MERS

> 66%

36 Assigned
 0 Unavailable
 1 (-2) Deployed

35 (+2) Available

US&R

> 66%

28 Assigned
 1 Unavailable
 0 Deployed

27 Available

FCO

≤ 1 Type I

50 Assigned
 8 Unavailable
 39(+2) (27 FCOR) Deployed

3 (-1) Available

Joint Preliminary Damage Assessments

Region	State / Location	Incident	IA	Number of Counties		Start - End
			PA	Requested	Complete	
I	MA	Flooding Sep 11-13	IA	2	2	10/10 - 10/27
			PA	4	2	10/10 - TBD
II	NY	Severe Storms and Flooding Sep 28-30	IA	0	0	NA
			PA	4	0	11/9 - TBD
	PR	Severe Storms and Flooding Oct 26-31	IA	1	0	11/8 - TBD
			PA	1 (-1)	1	11/8 - 11/14
III	WV	Flooding Aug 28-30	IA	5	5	9/19 - 9/21
			PA	3	2	10/16 - TBD



FEMA

Declaration Requests in Process – 14

State / Tribe / Territory – Incident Description	Type	IA	PA	HM	Requested
MI – Flooding (Appeal)	DR		X	X	Jun 15
OH – Train Derailment	DR	X	X	X	Jul 3
UT – Flooding	DR		X	X	Aug 11
Inupiat Community of the Arctic Slope (ICAS) – Severed Undersea Fiber Optic Line (Appeal)	EM		X		Aug 23
NH – Severe Winter Storm and Snowstorm (Appeal)	DR		X	X	Sep 6
CA – Tropical Storm Hilary	DR		X	X	Sep 14
WA – Wildfires	DR	X	X	X	Oct 4
MI – Severe Storms, Tornadoes, and Flooding	DR	X	X	X	Oct 18
KY – Severe Storms, Tornadoes, Straight-Line Winds, and Flooding (Appeal)	DR	X		X	Oct 23
WV – Severe Storms, Flooding, Landslides, and Mudslides	DR	X		X	Oct 25
IL – Severe Storms and Flooding	DR	X		X	Nov 7
RI – Severe Storms, Flooding, and Tornadoes	DR	X			Nov 8
PA – Severe Storms and Flooding	DR	X	X	X	Nov 9
USVI – Elevated Levels of Lead and Copper in the Water Supply	EM		X		Nov 9



FEMA



FEMA

Helping people before, during, and after disasters.



Scan to subscribe to this briefing.