

FEMA National Watch Center

# Daily Operations Briefing

Wednesday, November 16, 2022

8:30 a.m. ET



**FEMA**

# National Current Ops / Monitoring

---

## New Significant Incidents / Ongoing Ops

- No significant incidents / operations

## Hazard Monitoring

- Freezing Rain – Northeast
- Heavy Snow – Great Lakes and the Northeast
- Mixed Precipitation – Great Lakes and the Ohio Valley to the Northeast
- Critical Fire Weather – Southern California

## Disaster Declaration Activity

- No new declaration activity

## Event Monitoring

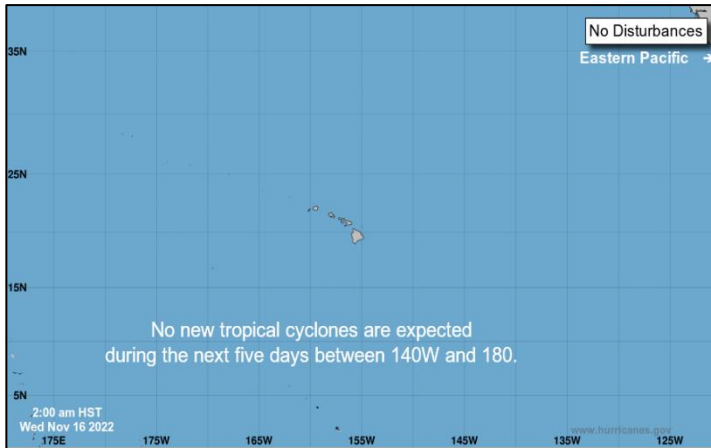
- No significant events



**FEMA**

# Tropical Outlook – Five Day

## Central Pacific



- No significant activity

## Eastern Pacific



- No significant activity

## Atlantic

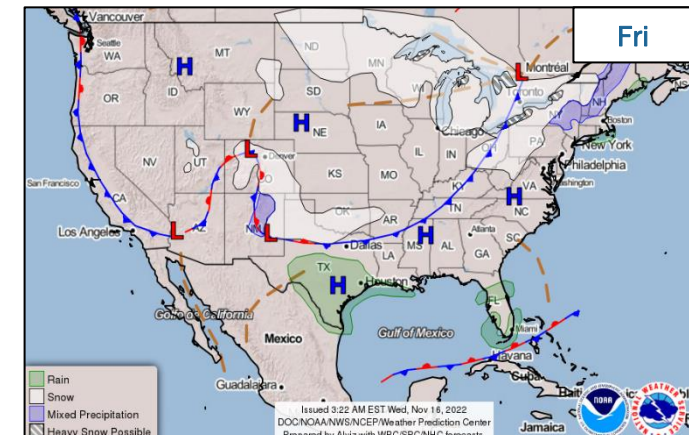
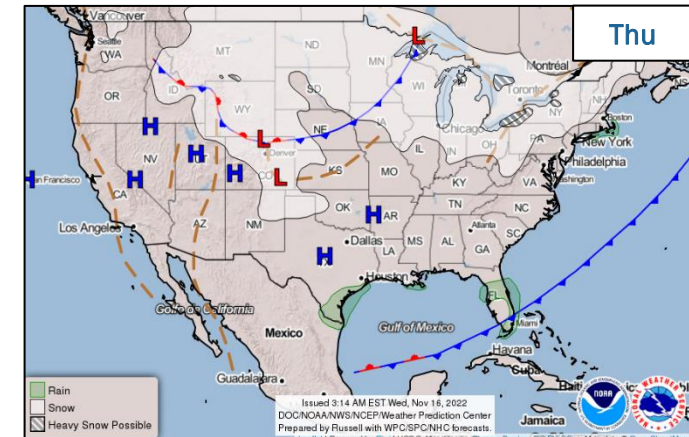
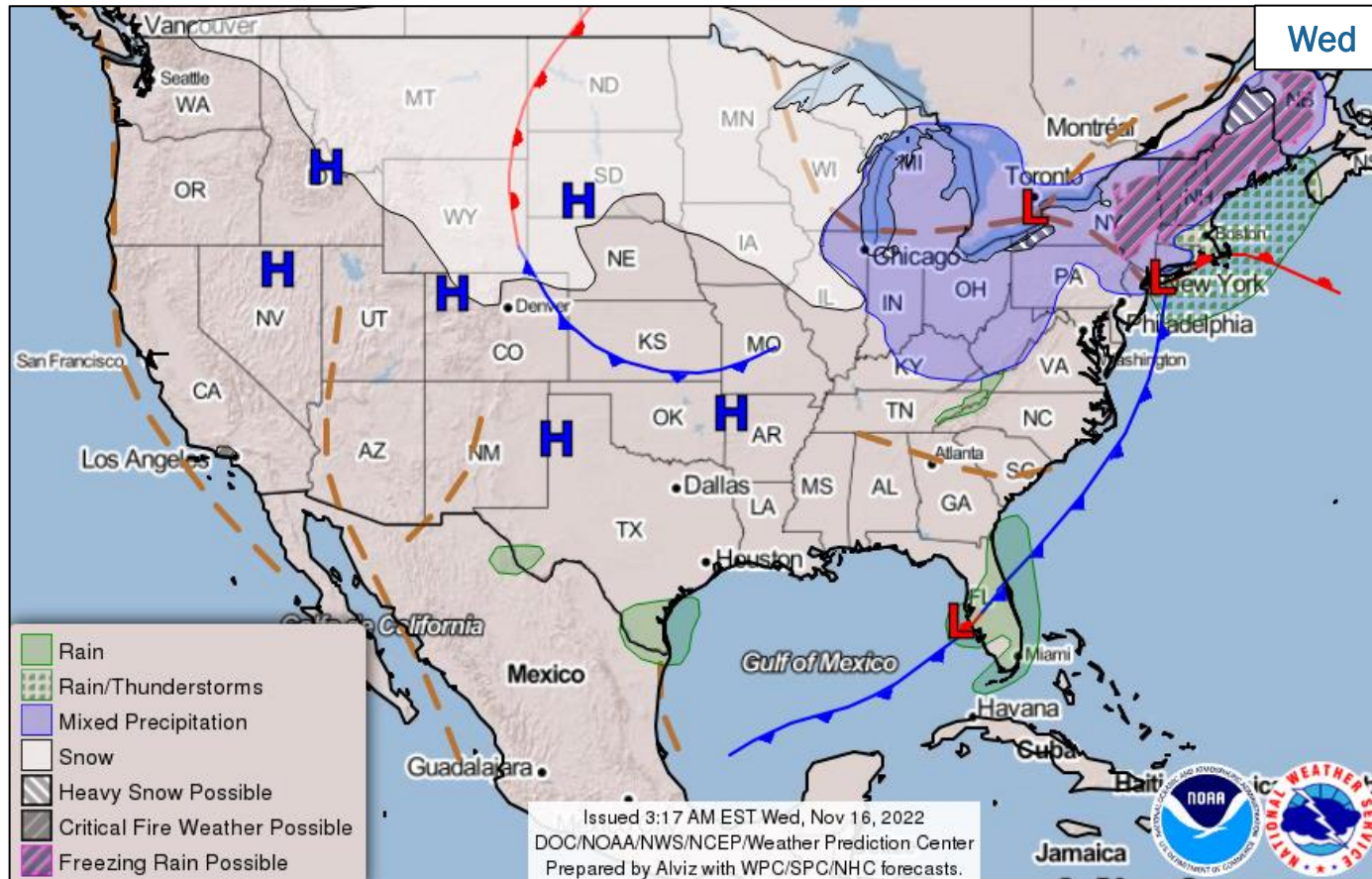


- No significant activity



FEMA

# National Weather Forecast

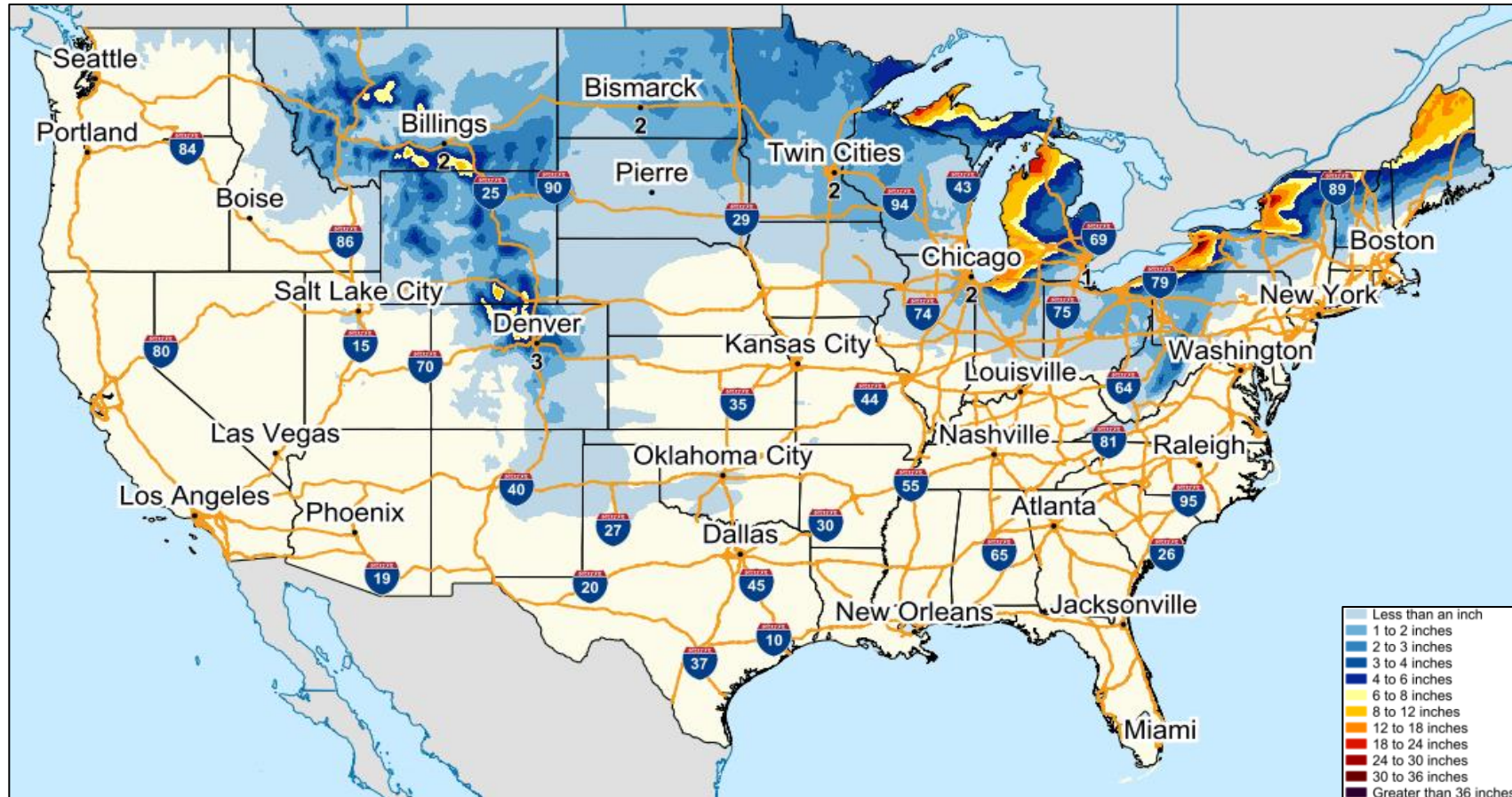


FEMA

National Watch Center

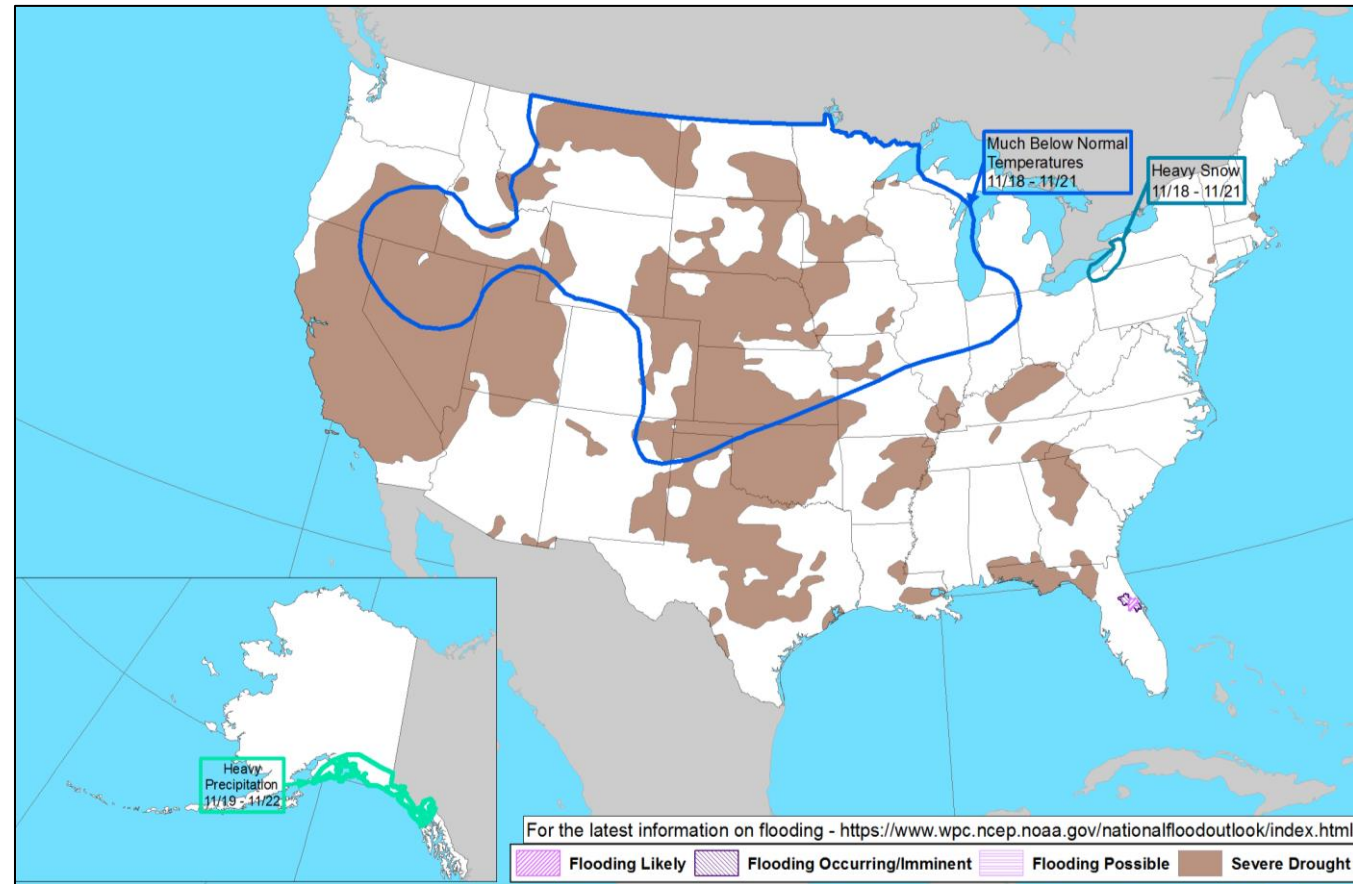


# Forecast Snowfall



FEMA

# Hazards Outlook – Nov 18-22



FEMA

# FEMA Common Operating Picture

16

Joint Field  
Offices

9

Virtual Joint  
Field Offices

53

Major  
Disasters

13

Emergency  
Declarations

Wednesday  
November 16, 2022  
8:30 a.m. ET

FEMA HQ

NWC

NRCC

Monitoring

Rostered

FEMA REGIONS

Watch

RRCC

Monitoring

I

Rostered

Monitoring

II

Rostered

Monitoring

III

Rostered

Monitoring

IV

Rostered

Monitoring

V

Rostered

Monitoring

VI

Rostered

Monitoring

VII

Rostered

Monitoring

VIII

Rostered

Monitoring

IX

Rostered

Monitoring

X

Rostered

Notes:

RWCs/RRCCs:

STATE EOCs:

• NU: Remnants of Ida

• NU/WA: Monkeypox

• CO/NJ: Avian Influenza

• PR: TC Fiona

• FL: TC Ian / Nicole

• GA: Supply Chain Disruptions

• KY/NM: Flooding

• MS: Jackson Water Crisis

• IL: SW Border Bus Reception and Coordination

• AZ/CO/NM: Wildfires

• KS: All Hazards

• AS/HI: Seismic Activity

• AK: West Coast Storm

• TX/OK: Severe Weather

• WY: Election Activities

Surge Capacity Force

Rostered

7,702 (-1)

Deployed

206 (-2)

N-IMATs

2-4 Teams Available

Red

White

FL

Blue

Gold

R-IMATs

≥ 7 Teams Available

I

1

II

III

Personnel

IV-1

FL

IV-2

FL

V

Reconstituting

VI-1

Personnel

VI-2

VII

2

VIII

FL

IX-1

Personnel

IX-2

X

OR

Fully Mission Capable (FMC)

Partially Mission Capable (PMC)

Not Mission Capable (NMC)

Deployed

REGIONAL BREAKDOWN

JFO/VJFO

DR

EM

I

3/0

6

1

II

2/3

5

3

III

1/0

2

0

IV

2/1

6

6

V

1/0

4

0

VI

2/1

3

3

VII

2/1

4

0

VIII

1/1

4

0

IX

0/1

6

0

X

2/1

13

0

Salem, OR

Training

• RX IMAT

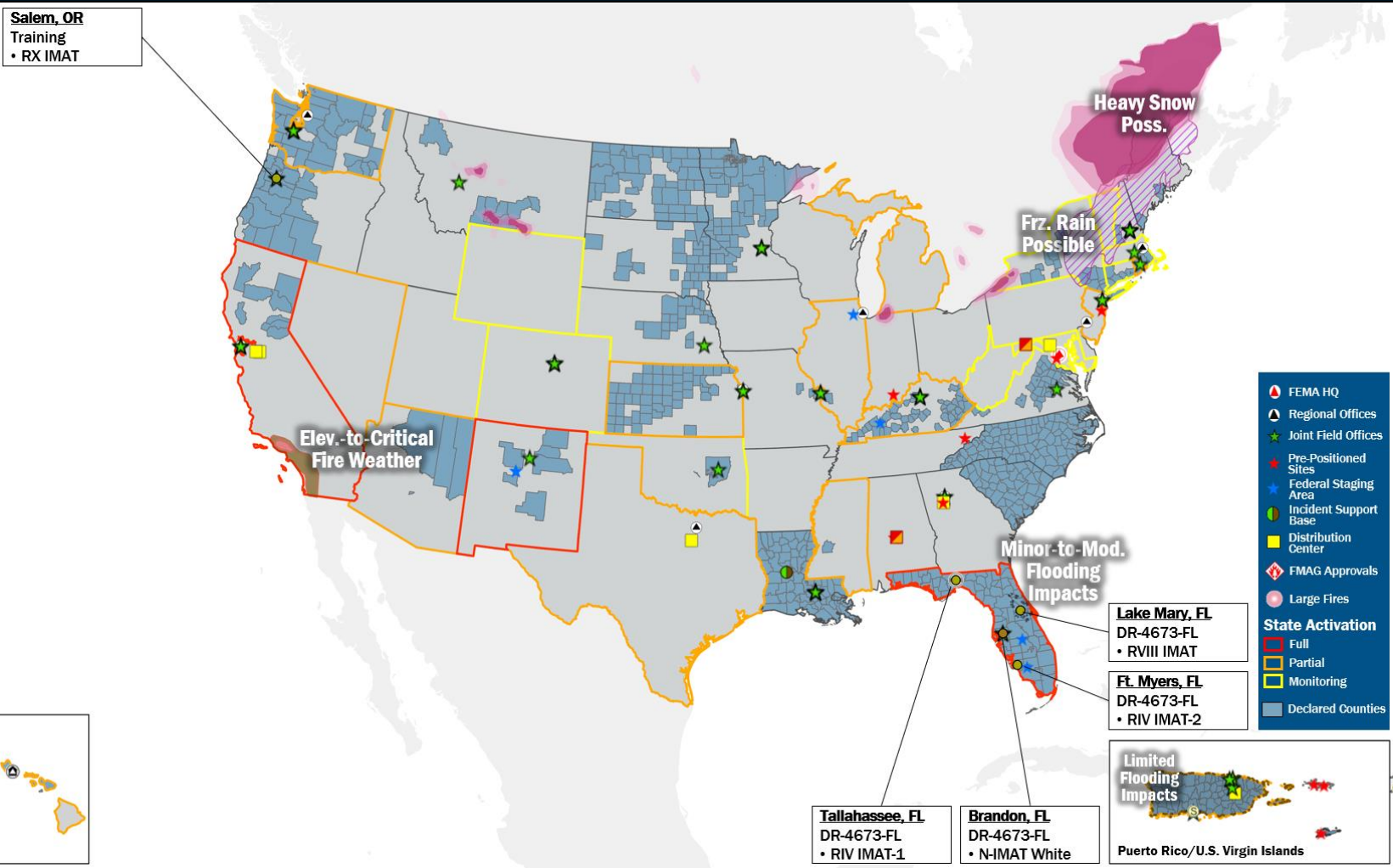
Alaska

Northern Mariana Islands

Guam

American Samoa

Hawaii



## IM Workforce

13,464 Assigned  
3,804 (+28) Unavailable  
6,670 (-13) Deployed

22% / 2,990 (-15) Available

## IM Cadre Availability ≤ 25% Availability

Civil Rights: 21% (24/117); Disability Integration: 9% (6/64); External Affairs: 21% (103/491); Environmental Planning & Historic Preservation: 16% (137/844); Field Leadership: 10% (15/143); Hazard Mitigation: 11% (145/1,271); Human Resources: 21% (35/166); Interagency Recovery Coordination: 18% (56/303); Information Technology: 25% (149/599); Logistics: 20% (270/1,382); Operations: 17% (62/370); Public Assistance: 13% (303/2,278); Planning: 11% (50/475); Safety: 13% (10/75); Security: 23% (32/141)

## MERS

≥ 66%

36 Assigned  
0 Unavailable  
0 Deployed

36 Available

## US&R

≥ 66%

28 Assigned  
3 Unavailable  
0 Deployed

25 Available

## FCO

≤ 1 Type I

51 Assigned  
2 Unavailable  
45 (26 FCOR) Deployed

4 Available



# Joint Preliminary Damage Assessments

| Region | State / Location   | Incident                                      | IA | Number of Counties |          | Start – End |
|--------|--------------------|---|----|--------------------|----------|-------------|
|        |                    |   | PA | Requested          | Complete |             |
| IV     | FL                 | Tropical Storm Nicole<br>Nov 7 and continuing | IA | 5 (-1)             | 2 (+1)   | 11/13 – TBD |
|        |                    |   | PA | 9 (+3)             | 2 (+1)   | 11/13 – TBD |
| V      | IN                 | Flooding<br>Sep 3                             | IA | 0                  | 0        | N/A         |
|        |                    |   | PA | 3                  | 0        | 10/18 – TBD |
| IX     | Havasupai<br>Tribe | Flooding<br>Oct 1-2                           | IA | 0                  | 0        | N/A         |
|        |                    |   | PA | 1                  | 0        | 11/14 – TBD |



**FEMA**



# Declaration Requests in Process – 6

| State / Tribe / Territory – Incident Description        | Type | IA | PA | HM | Requested |
|---|------|----|----|----|-----------|
| OR – Wildfires and Straight-line Winds                  | EM   |    | X  |    | Sep 9     |
| GA – Flooding   | DR   | X  |    |    | Oct 4     |
| WV – Severe Storms, Flooding, Landslides, and Mudslides | DR   | X  | X  | X  | Oct 14    |
| UT – Severe Storms and Flooding                         | DR   |    | X  | X  | Oct 19    |
| CA – Heat Dome and Wildfires                            | DR   | X  | X  | X  | Oct 26    |
| SC – Hurricane Ian                                      | DR   | X  | X  | X  | Oct 31    |



**FEMA**



# FEMA

Helping people before, during, and after disasters.



*Scan to subscribe to this briefing.*