

FEMA National Watch Center

Daily Operations Briefing

Wednesday, November 15, 2023

8:30 a.m. ET



FEMA

National Current Ops / Monitoring

New Significant Incidents / Ongoing Ops

- No significant incidents / operations

Hazard Monitoring

- Heavy Rain / Flash Flooding – Southern Florida
- Mixed precipitation – Pacific Northwest and Northern Plains
- Tropical Activity
 - Atlantic:
 - Disturbance 1: Medium (50%)
 - Disturbance 2: Low (10%)

Disaster Declaration Activity

- Approved: Major Disaster Declaration – AR

Event Monitoring

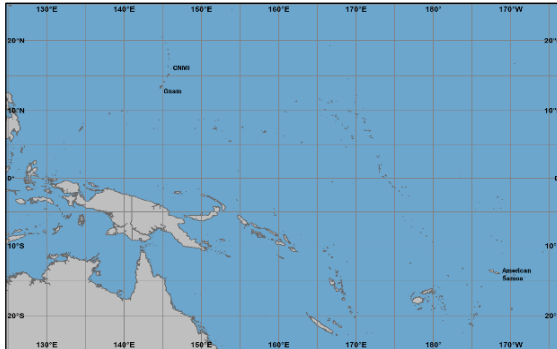
- No significant events



FEMA

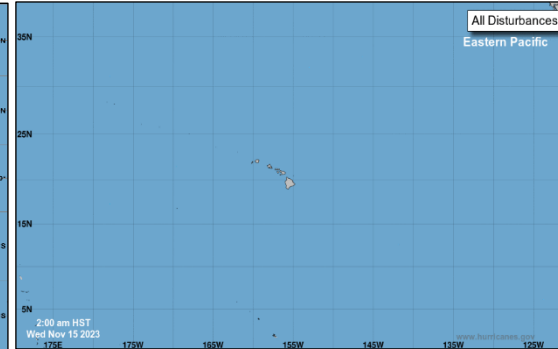
Tropical Outlook

Western Pacific



- No areas of concern for Guam, the Commonwealth of the Northern Mariana Islands or American Samoa

Central Pacific



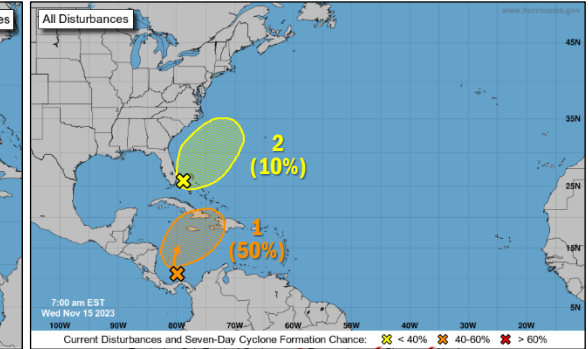
- No tropical cyclones expected during the next 7 days

Eastern Pacific



- No tropical cyclones expected during the next 7 days

Atlantic



Disturbance 1: (as of 7:00 a.m. ET)

- Located over the southwestern Caribbean Sea
- Environmental conditions are favorable for further development; a tropical depression could form late this week
- Formation chance – 48-hour: Low (30%); 7-day: Medium (50%)

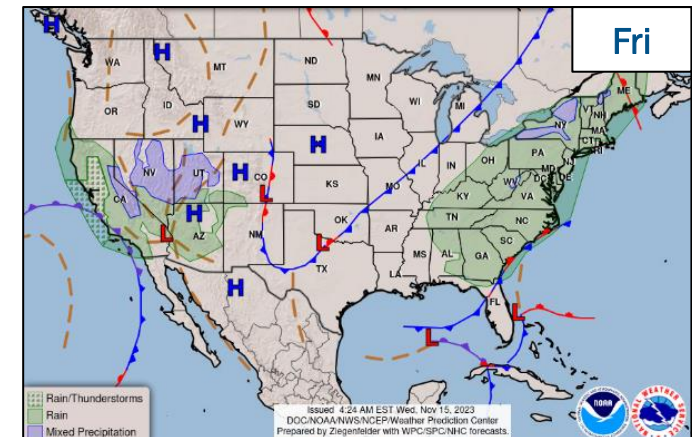
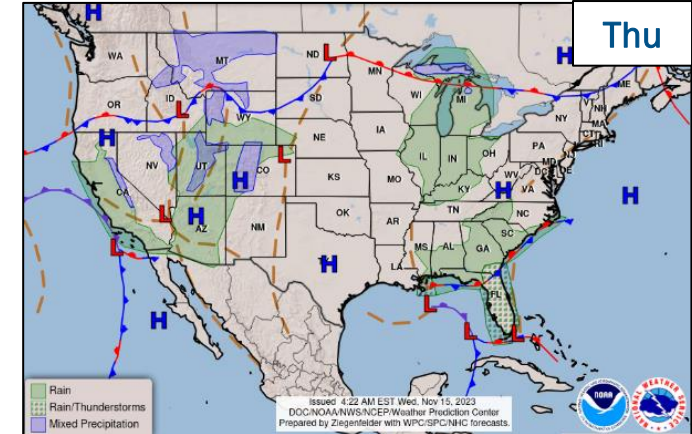
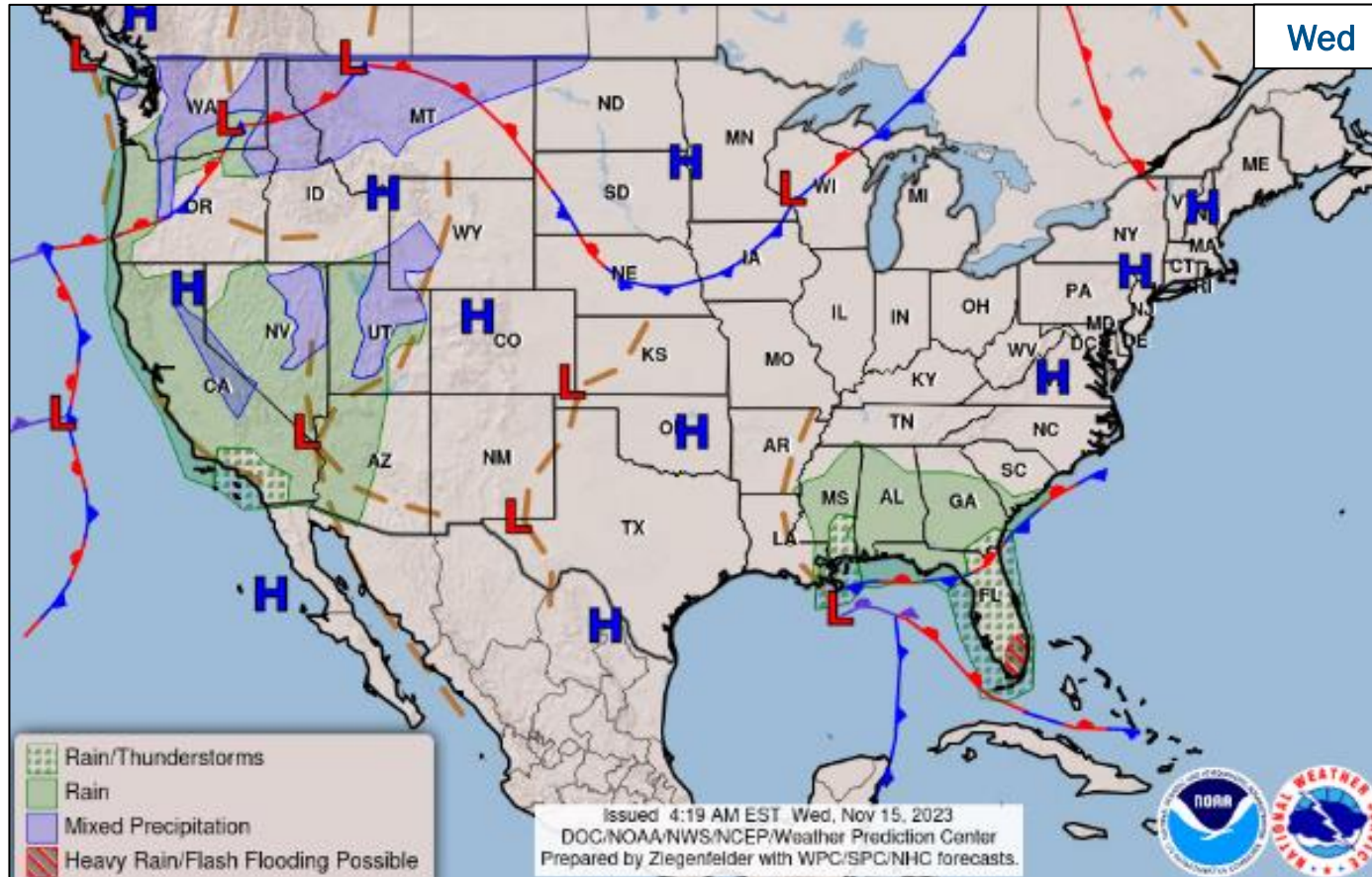
Disturbance 2: (as of 7:00 a.m. ET)

- Located near southern Florida
- Forecast to move NE near the Bahamas; unlikely to develop into a tropical cyclone
- Formation chance – 48-hour: Low (10%); 7-day: Low (10%)



FEMA

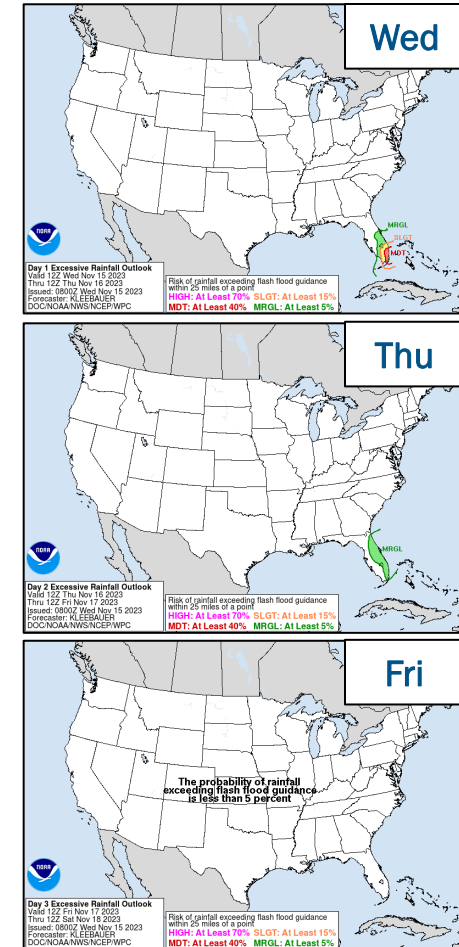
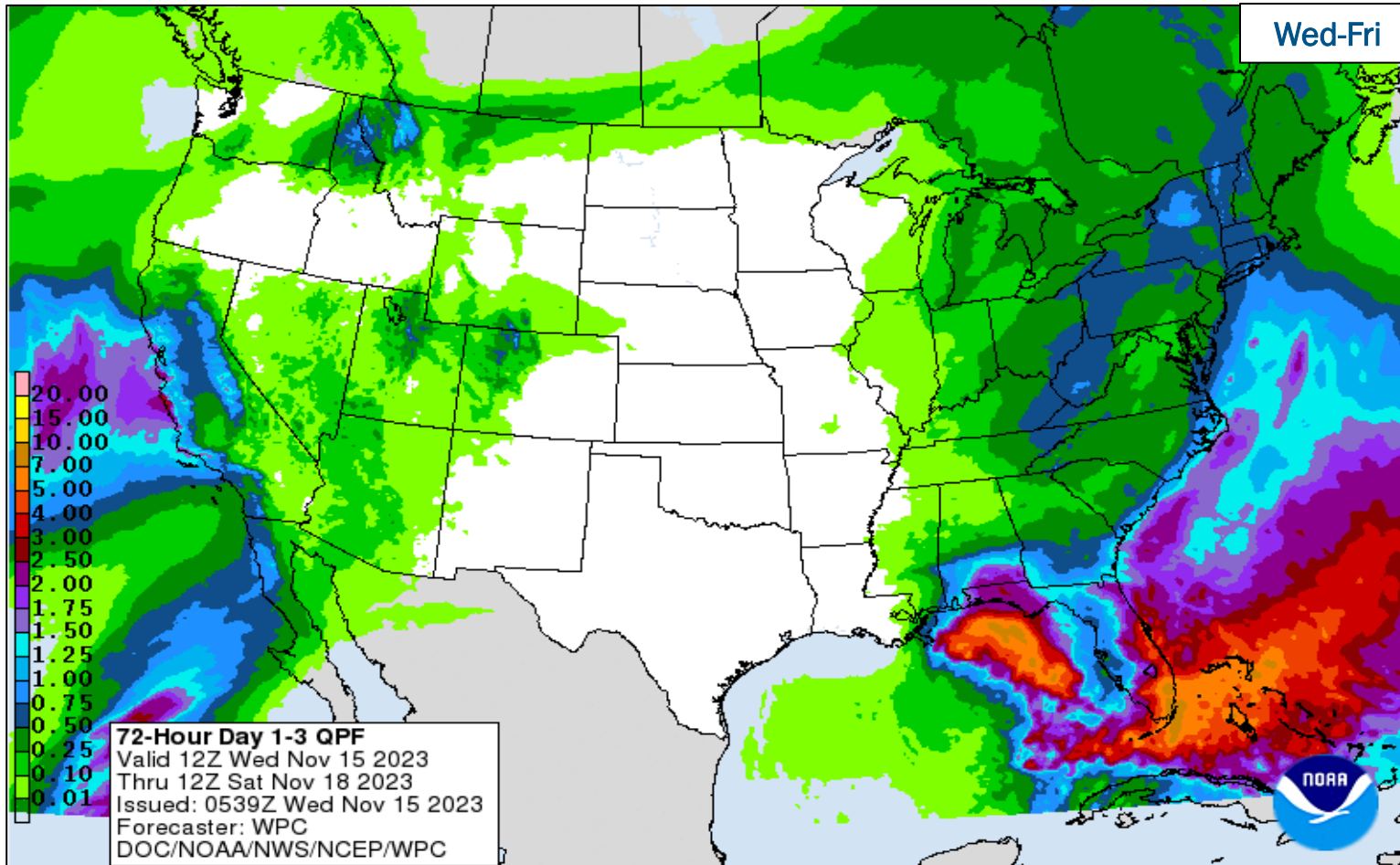
National Weather Forecast



FEMA

National Watch Center

Precipitation & Excessive Rainfall



FEMA

National Watch Center

FEMA Common Operating Picture

16 + 7 Joint Field Offices Virtual Joint Field Offices Supporting
72 + 4 Major Disasters Emergency Declarations
8 Direct Housing Missions
27 RSF-Supported Disasters

FEMA HQ		
NWC	NRCC	
Monitoring	Activated	
FEMA REGIONS		
Watch	RRCC	
Monitoring	I	Rostered
Monitoring	II	Rostered
Monitoring	III	Rostered
Monitoring	IV	Rostered
Monitoring	V	Rostered
Monitoring	VI	Rostered
Monitoring	VII	Rostered
Monitoring	VIII	Rostered
Monitoring	IX	Partial
Monitoring	X	Rostered

N-IMATs	
2-5 Teams Available	
Red	
White	
Blue	
Gold	
HS	DC

R-IMATs	
≥ 7 Teams Available	
I	
II	
III	
IV-1	
IV-2	2
V	
VI-1	
VI-2	1
VII	3
VIII	Reconstituting
IX-1	Personnel
IX-2	Demobilizing
X	Personnel

Notes:

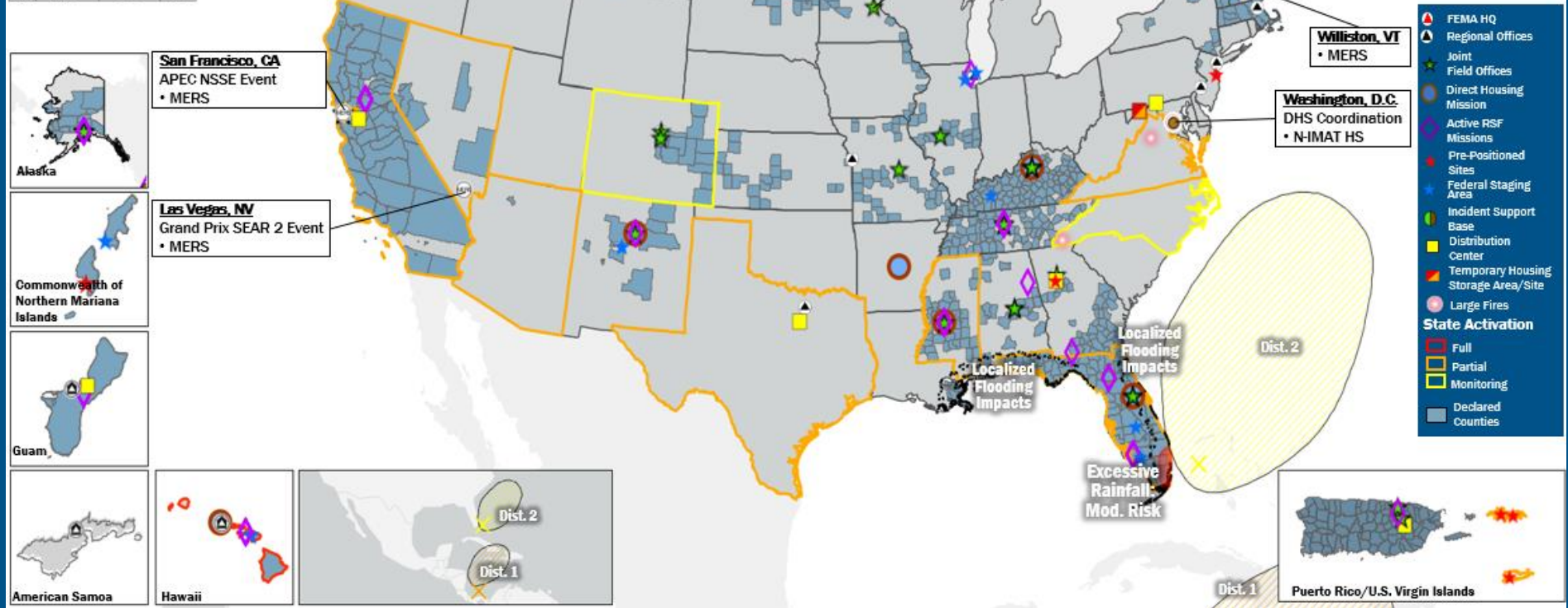
RWCs/RRCCs/IMATs:
 • NRCC/N-IMAT HS:
 • DHS Coordination
 • RIX RRCC: Partial POTUS visit

STATE EOCs:
 • MS: Severe Weather
 • FL: TC Idalia
 • TX: Ongoing Threats
 • CO: Avian Influenza/
 Fremont Co. Return to Nature
 • AZ/CO: SW Border
 • CA/HI/KY/NC/VA: Wildfires
 • CA/NV: TC Hilary
 • VI: Potable Water

Volunteer Force	
Rostered 7,384 (+4)	Deployed 123 (+1)
Surge Capacity Force	
Rostered 8,397	Deployed 0

Fully Mission Capable (FMC)
Partially Mission Capable (PMC)
Not Mission Capable (NMC)
Deployed

REGIONAL BREAKDOWN			
JFO/VJFO	DR	EM	
I	3/0	10	2
II	1/1	4	0
III	0/0	0	0
IV	6/1	20	1
V	2/0	3	0
VI	1/1	1	1
VII	1/0	3	0
VIII	1/1	4	0
IX	0/1	16	0
X	1/2	11	0



Wednesday
 November 15, 2023
 8:30 a.m. ET

IM Workforce

13,675 (+10) Assigned
 4,188 (-48) Unavailable
 5,550 (+16) Deployed

29% / 3,937 (+42) Available

IM Cadre Availability

12 Cadres ≤ 25% Availability

Disability Integration: 20% (11/54); Environmental Planning and Historic Preservation: 17% (143/818); Field Leadership: 11% (15/138); Hazard Mitigation: 18% (219/1,211); Human Resources: 20% (35/179); Interagency Recovery Coordination: 20% (59/291); Logistics: 25% (376/1,521); Operations: 18% (62/347); Public Assistance: 11% (239/2,187); Planning 14% (64/466); Safety: 21% (17/82); Security: 19% (25/133)

MERS

> 66%

36 Assigned
 0 Unavailable
 3 (+3) Deployed

33 (-3) Available

US&R

> 66%

28 Assigned
 1 Unavailable
 0 Deployed

27 Available

FCO

≤ 1 Type I

50 Assigned
 8 (Unavailable
 39(+2) (27 FCOR) Deployed

3 (-1) Available

Joint Preliminary Damage Assessments

Region	State / Location	Incident	IA	Number of Counties		Start - End
			PA	Requested	Complete	
I	MA	Flooding Sep 11-13	IA	2	2	10/10 - 10/27
			PA	4	2 (+2)	10/10 - TBD
II	NY	Severe Storms and Flooding Sep 28-30	IA	0	0	NA
			PA	4	0	11/9 - TBD
	PR	Severe Storms and Flooding Oct 26-31	IA	1	0	11/8 - TBD
			PA	2	1	11/8 - TBD
III	WV	Flooding Aug 28-30	IA	5	5	9/19 - 9/21
			PA	3 (-1)	2 (+2)	10/16 - TBD



FEMA

Declaration Approval – Arkansas

Declaration: Major Disaster Declaration – FEMA-4748-DR-AR
Date Requested: Aug 22

Date Approved: Nov 14

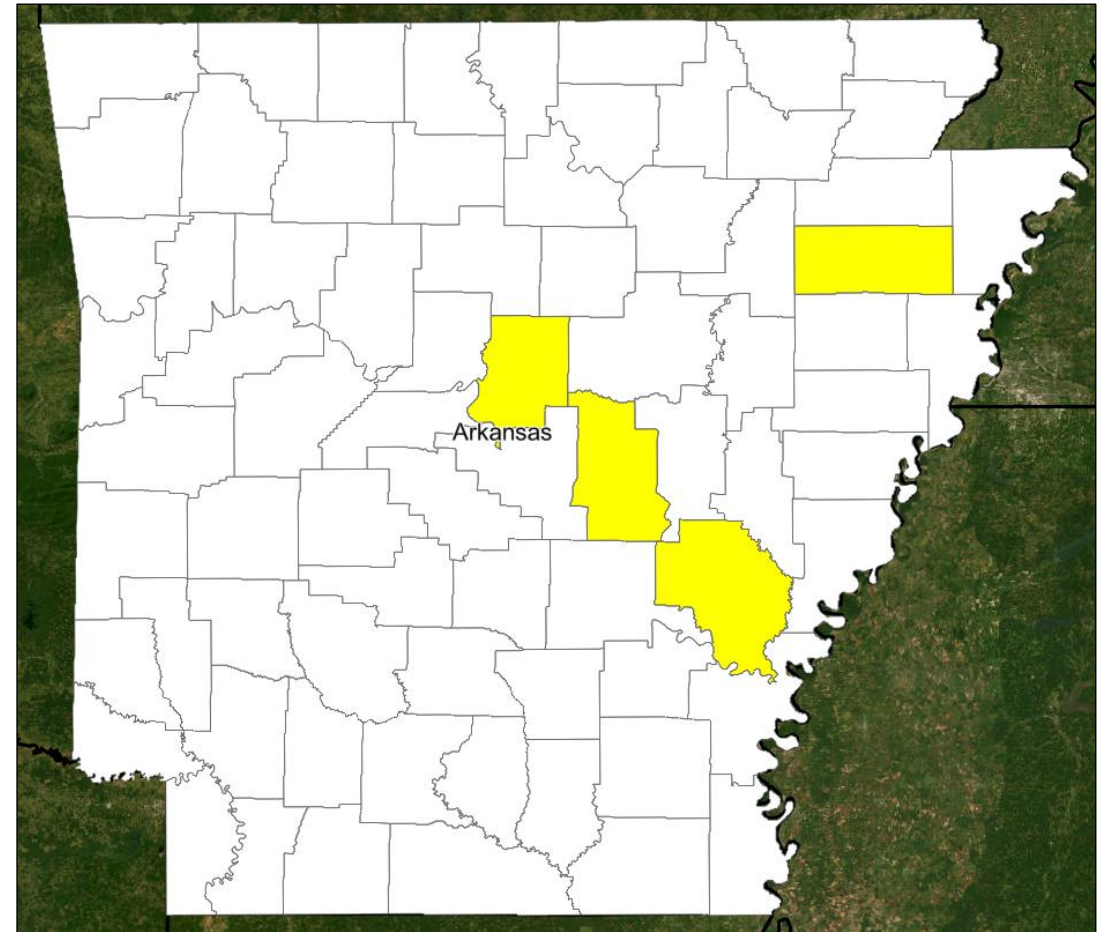
Incident: Severe Storms, Straight-line Winds, and Tornadoes

Incident Period: Jun 25-26

Provides:

- **PA:** 4 counties
- **Hazard Mitigation:** Statewide

FCO: Roland W. Jackson



■ PA



FEMA

Declaration Requests in Process – 14

State / Tribe / Territory – Incident Description	Type	IA	PA	HM	Requested
MI – Flooding (Appeal)	DR		X	X	Jun 15
OH – Train Derailment	DR	X	X	X	Jul 3
UT – Flooding	DR		X	X	Aug 11
AR – Severe Storms and Flooding – APPROVED	DR	X	X	X	Aug 22
Inupiat Community of the Arctic Slope (ICAS) – Severed Undersea Fiber Optic Line (Appeal)	EM		X		Aug 23
NH – Severe Winter Storm and Snowstorm (Appeal)	DR		X	X	Sep 6
CA – Tropical Storm Hilary	DR		X	X	Sep 14
WA – Wildfires	DR	X	X	X	Oct 4
MI – Severe Storms, Tornadoes, and Flooding	DR	X	X	X	Oct 18
KY – Severe Storms, Tornadoes, Straight-Line Winds, and Flooding (Appeal)	DR	X		X	Oct 23
WV – Severe Storms, Flooding, Landslides, and Mudslides	DR	X		X	Oct 25
IL – Severe Storms and Flooding	DR	X		X	Nov 7
RI – Severe Storms, Flooding, and Tornadoes	DR	X			Nov 8
PA – Severe Storms and Flooding	DR	X	X	X	Nov 9
USVI – Elevated Levels of Lead and Copper in the Water Supply	EM		X		Nov 9



FEMA



FEMA

Helping people before, during, and after disasters.



Scan to subscribe to this briefing.