

FEMA National Watch Center

Daily Operations Briefing

Monday, November 14, 2022

8:30 a.m. ET



FEMA

National Current Ops / Monitoring

New Significant Incidents / Ongoing Ops

- Tropical Cyclone Nicole – Recovery (Final)

Hazard Monitoring

- Heavy Snow Possible – Southern Plains
- Freezing Rain Possible – Tennessee Valley and Southern Appalachians

Disaster Declaration Activity

- No declaration activity

Event Monitoring

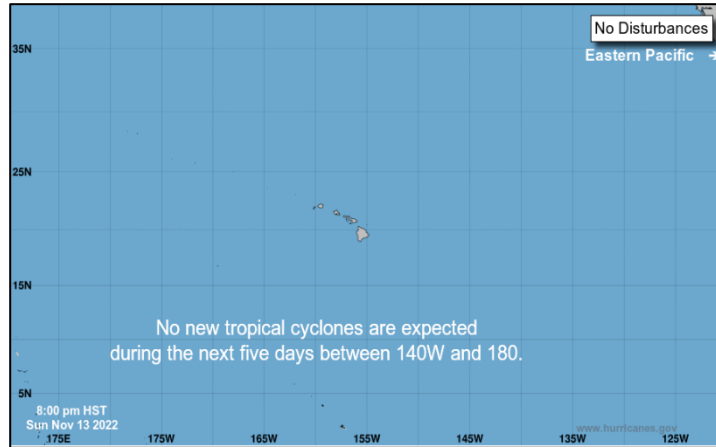
- No significant events



FEMA

Tropical Outlook – Five Day

Central Pacific



- No significant activity

Eastern Pacific



- No significant activity

Atlantic

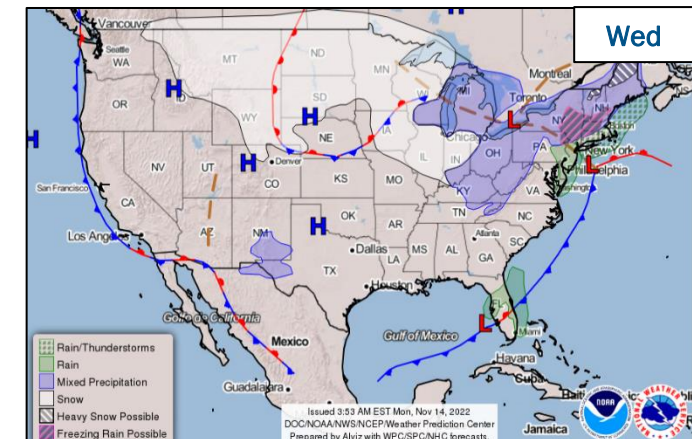
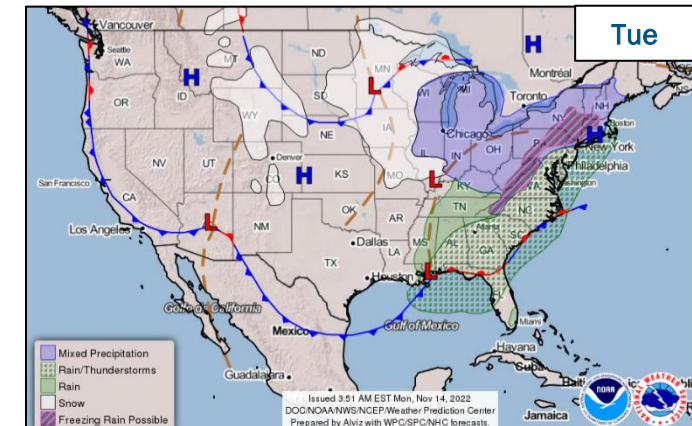
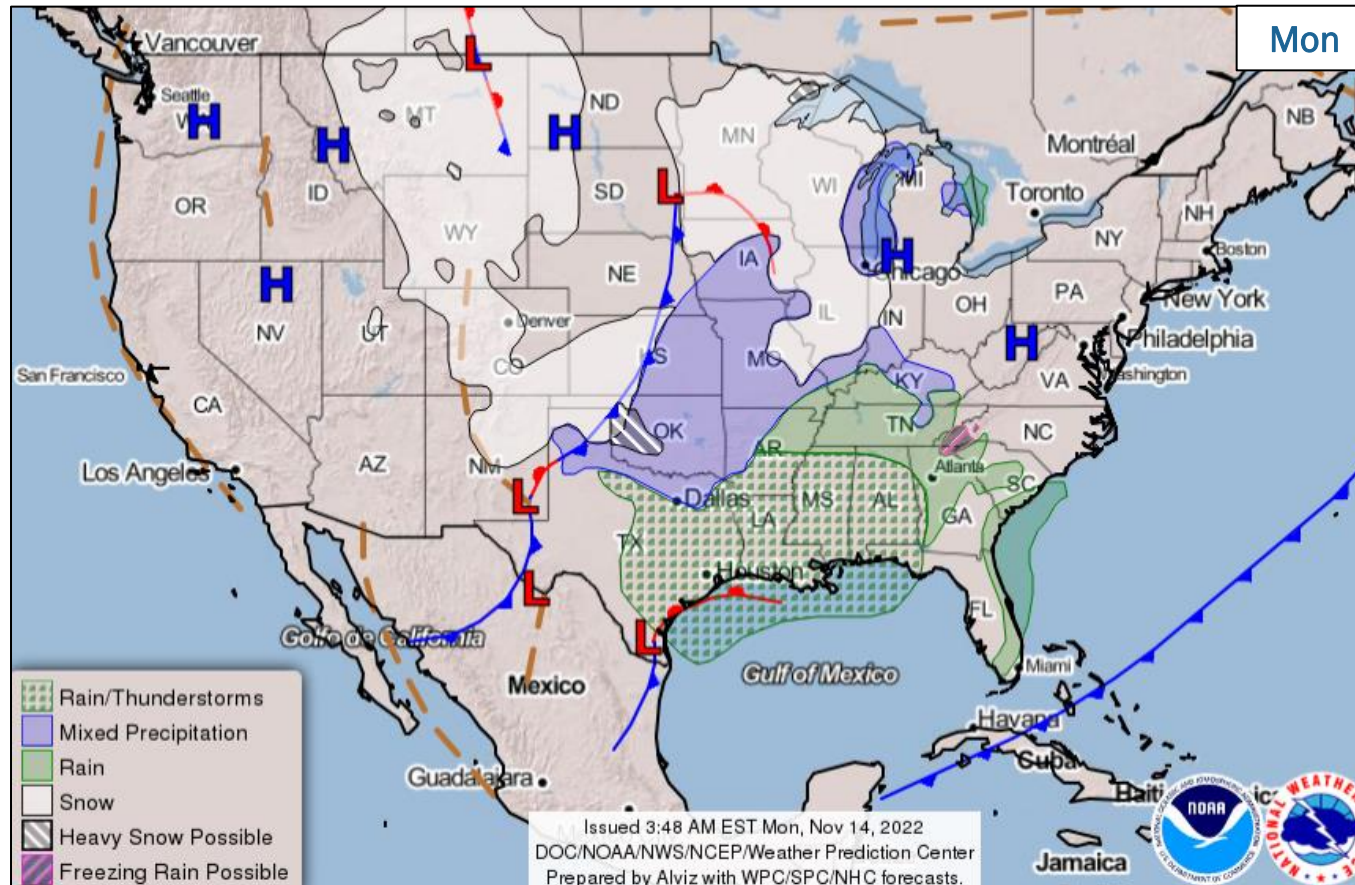


- No significant activity



FEMA

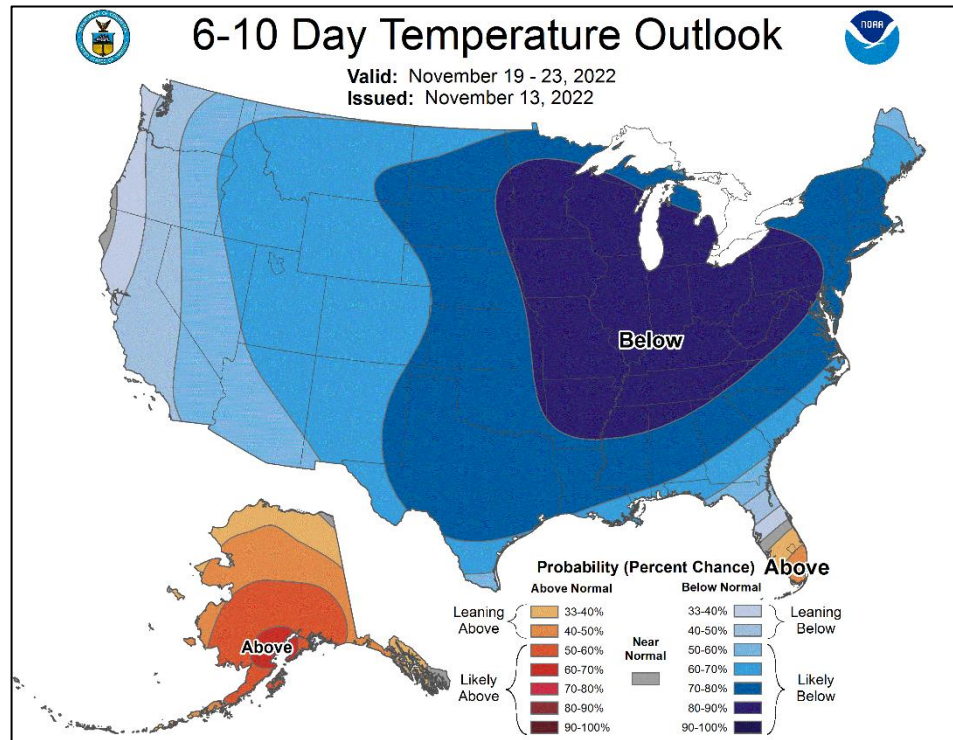
National Weather Forecast



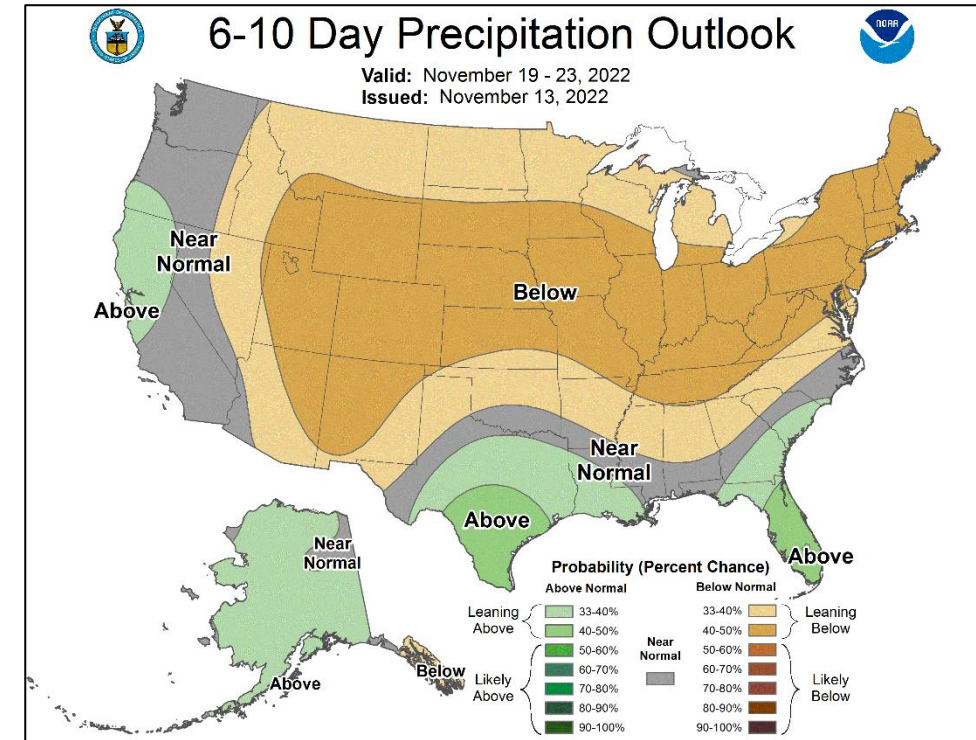
FEMA

National Watch Center

Long Range Outlooks – Nov 19-23



6-10 Day Temperature Probability



6-10 Day Precipitation Probability


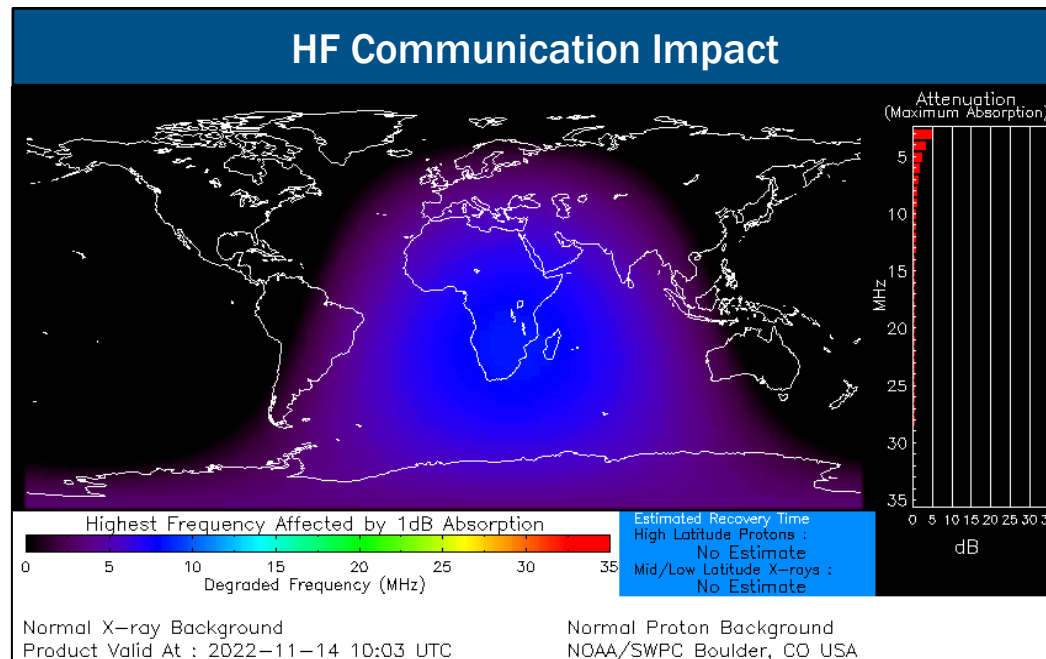


FEMA

National Watch Center

Space Weather Outlook

	Space Weather Activity	Geomagnetic Storms	Solar Radiation	Radio Blackouts
Past 24 Hours	None	None	None	None
Next 24 Hours	None	None	None	None
For further information on NOAA Space Weather Scales refer to: http://www.swpc.noaa.gov/noaa-scales-explanation For further information on Sunspot Activity refer to: https://www.swpc.noaa.gov/phenomena/sunspotssolar-cycle				



FEMA

National Watch Center

FEMA Common Operating Picture

16

Joint Field
Offices

9

Virtual Joint
Field Offices

54

Major
Disasters

13

Emergency
Declarations

Monday
November 14, 2022
8:30 a.m. ET

FEMA HQ

NWC

NRCC

Monitoring

Rostered

FEMA REGIONS

Watch

RRCC

Monitoring

I

Rostered

Monitoring

II

Rostered

Monitoring

III

Rostered

Enhanced

IV

Rostered

Monitoring

V

Rostered

Monitoring

VI

Rostered

Monitoring

VII

Rostered

Monitoring

VIII

Rostered

Monitoring

IX

Rostered

Monitoring

X

Rostered

Notes:

RWCs/RRCCs:

RIV RWC: TC Nicole (Day Shift)

STATE EOCs:

FL/NJ: TC Nicole

NU: Remnants of Ida

NU/WA: Monkeypox

CO/NJ: Avian Influenza

PR: TC Fiona

FL: TC Ian

GA: Supply Chain Disruptions

KY/NM: Flooding

MS: Jackson Water Crisis

IL: SW Border Bus Reception and Coordination

AZ/CO/NM: Wildfires

KS: All Hazards

AS/HI: Seismic Activity

AK: West Coast Storm

TX/OK: Severe Weather

WY: Election Activities

Surge Capacity Force

Rostered

7,703

Deployed

210 (-3)

N-IMATs

2-4 Teams Available

Red

White

FL

Blue

Gold

R-IMATs

≥ 7 Teams Available

I

1

II

III

Personnel

IV-1

FL

IV-2

FL

V

Reconstituting

VI-1

Personnel

VI-2

VII

2

VIII

FL

IX-1

Personnel

IX-2

X

Reconstituting

Fully Mission Capable (FMC)

Partially Mission Capable (PMC)

Not Mission Capable (NMC)

Deployed

REGIONAL BREAKDOWN

	JFO/VJFO	DR	EM
I	3/0	6	1
II	2/3	5	3
III	1/0	2	0
IV	2/1	6	6
V	1/0	4	0
VI	2/1	3	3
VII	2/1	4	0
VIII	1/1	4	0
IX	0/1	6	0
X	2/1	14	0

Lacey, WA

DR-4593-WA

Closing Nov 14

Alaska

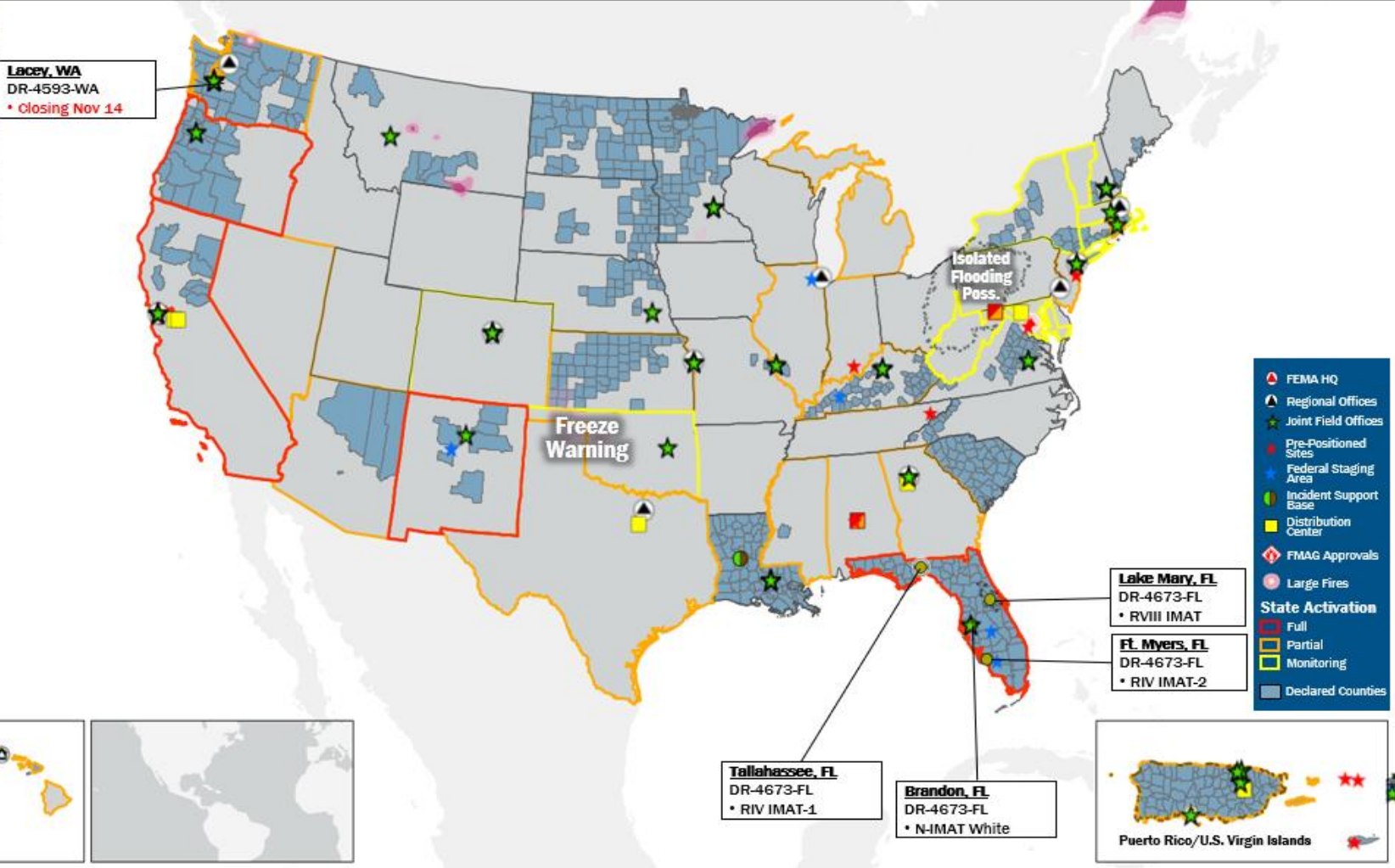
Northern Mariana Islands

Guam

American Samoa

Hawaii

Puerto Rico/U.S. Virgin Islands



IM Workforce

13,464 (+3) Assigned
3,702 (-26) Unavailable
6,756 (-16) Deployed

22% / 3,006 (+45) Available

IM Cadre Availability ≤ 25% Availability

Civil Rights: 21% (25/117); Disaster Field Training Operations: 25% (25/99); Disability Integration: 9% (6/64); External Affairs: 24% (117/492); Environmental Planning & Historic Preservation: 17% (146/844); Field Leadership: 10% (14/143); Hazard Mitigation: 12% (154/1,268); Human Resources: 23% (39/166); Interagency Recovery Coordination: 19% (59/304); Logistics: 21% (284/1,382); Operations: 16% (61/370); Public Assistance: 13% (289/2,278); Planning: 11% (51/474); Safety: 16% (12/75); Security: 25% (35/141)

MERS

≥ 66%

36 Assigned
0 Unavailable
0 Deployed

36 Available

US&R

≥ 66%

28 Assigned
3 Unavailable
0 Deployed

25 Available

FCO

≤ 1 Type I

51 Assigned
2 Unavailable
45 (26 FCOR) Deployed

4 Available

Joint Preliminary Damage Assessments

Region	State / Location	Incident	IA	Number of Counties		Start – End
			PA	Requested	Complete	
IV	FL	Tropical Storm Nicole Nov 7 and continuing	IA	6	1 (+1)	11/13 – TBD
			PA	6	1 (+1)	11/13 – TBD
V	IN	Flooding Sep 3	IA	0	0	N/A
			PA	3	0	10/18 – TBD
IX	Havasupai Tribe	Flooding Oct 1-2	IA	0	0	N/A
			PA	1	0	11/14 – TBD



FEMA

Declaration Requests in Process – 6

State / Tribe / Territory – Incident Description	Type	IA	PA	HM	Requested
OR – Wildfires and Straight-line Winds	EM		X		Sep 9
GA – Flooding	DR	X			Oct 4
WV – Severe Storms, Flooding, Landslides, and Mudslides	DR	X	X	X	Oct 14
UT – Severe Storms and Flooding	DR		X	X	Oct 19
CA – Heat Dome and Wildfires	DR	X	X	X	Oct 26
SC – Hurricane Ian	DR	X	X	X	Oct 31



FEMA



FEMA

Helping people before, during, and after disasters.



Scan to subscribe to this briefing.