

FEMA National Watch Center

Daily Operations Briefing

Wednesday, November 13, 2024

8:30 a.m. ET



FEMA

National Current Ops / Monitoring

New Significant Incidents / Ongoing Ops

- No new significant incidents / operations

Hazard Monitoring

- Heavy Snow Possible – Pacific Northwest and Northern Intermountain
- Heavy Rain/Flash Flooding – Lower Mississippi Valley
- Tropical Activity:
 - Atlantic:
 - Disturbance 1: High (90%)
 - Western Pacific:
 - Tropical Storm Man-Yi

Disaster Declaration Activity

- No new declaration activity

Event Monitoring

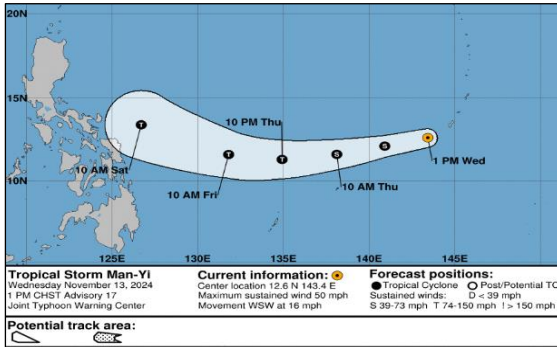
- No significant events



FEMA

Tropical Outlook

Western Pacific

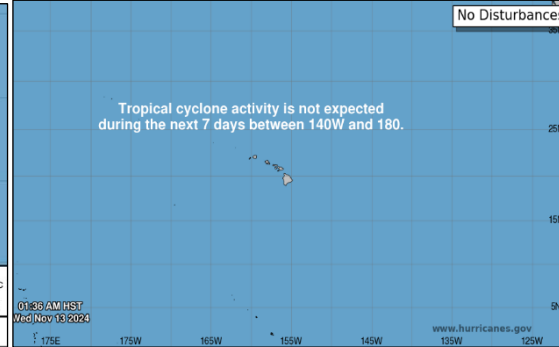


Tropical Storm Man-Yi: (Adv. #18, as of 7:05 p.m. ET)

- FINAL

- Located 205 miles WSW of Guam
- Moving WSW at 13 mph
- Maximum sustained winds of 40 mph
- All watches and warnings have been cancelled for Guam

Central Pacific



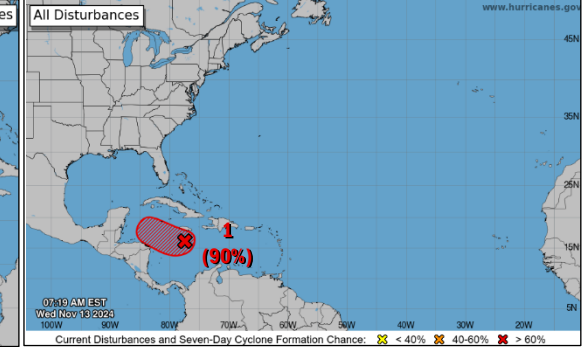
- No tropical cyclones expected during the next 7 days

Eastern Pacific



- No tropical cyclones expected during the next 7 days

Atlantic



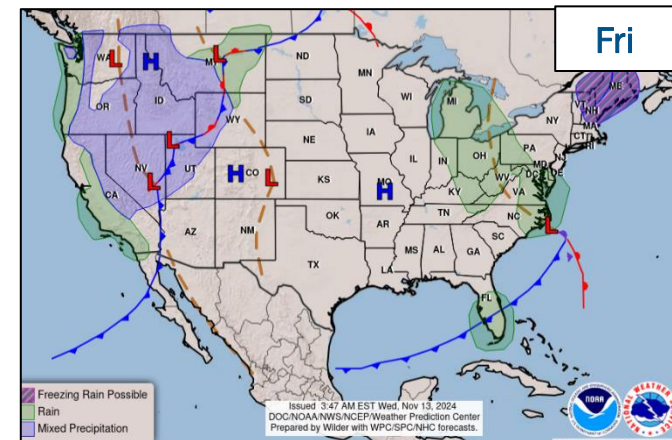
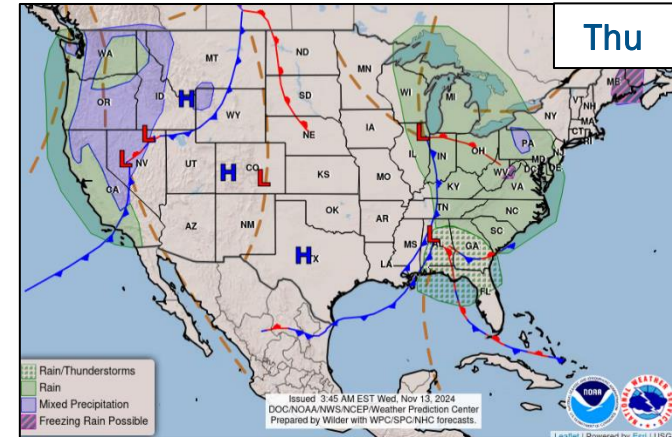
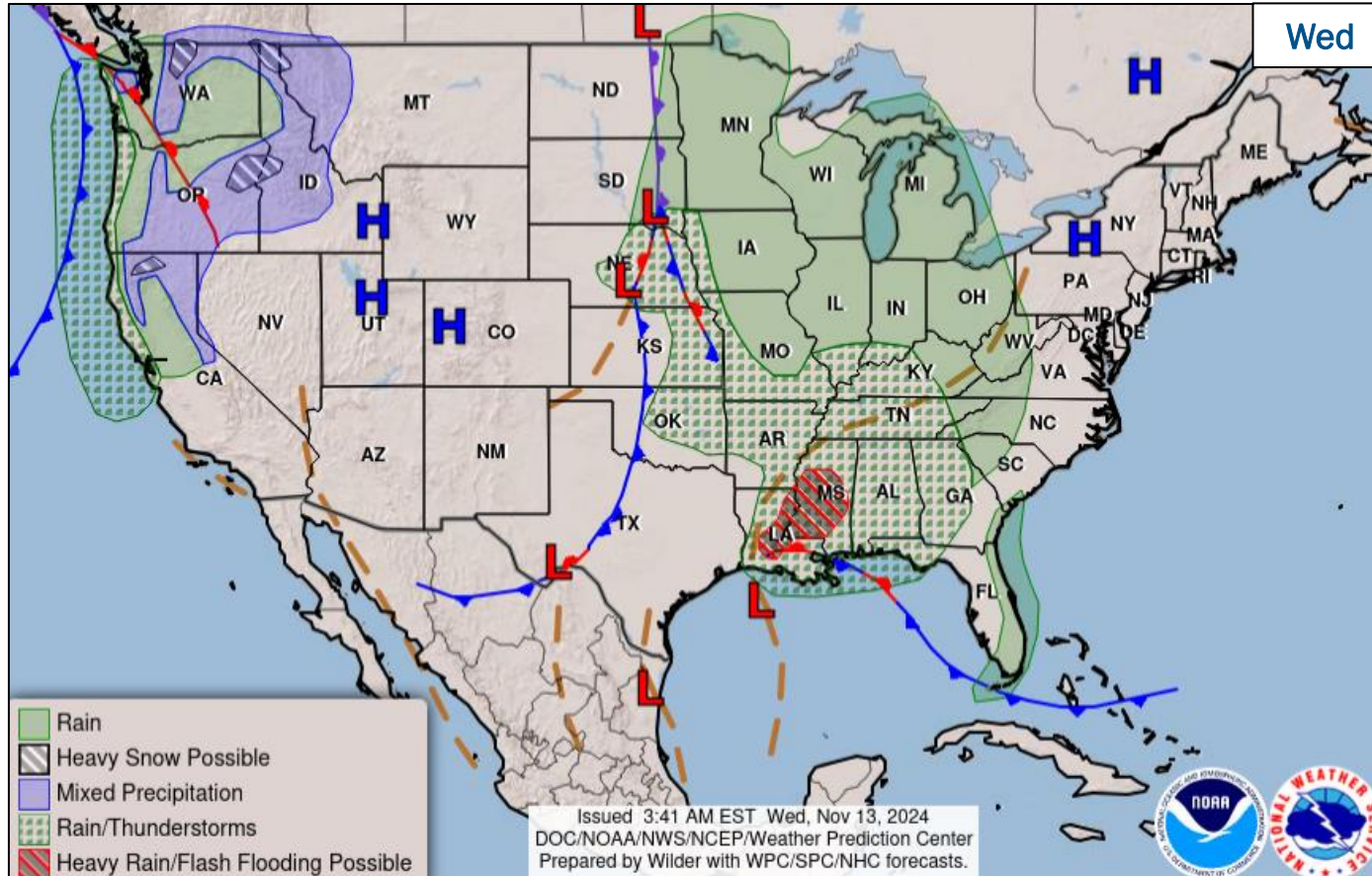
Disturbance 1: (as of 7:00 a.m. ET)

- Located over central Caribbean Sea
- A tropical depression is likely to form within then next couple days as the system moves westward
- Formation chance: 48-hour – High (90%); 7-day – High (90%)



FEMA

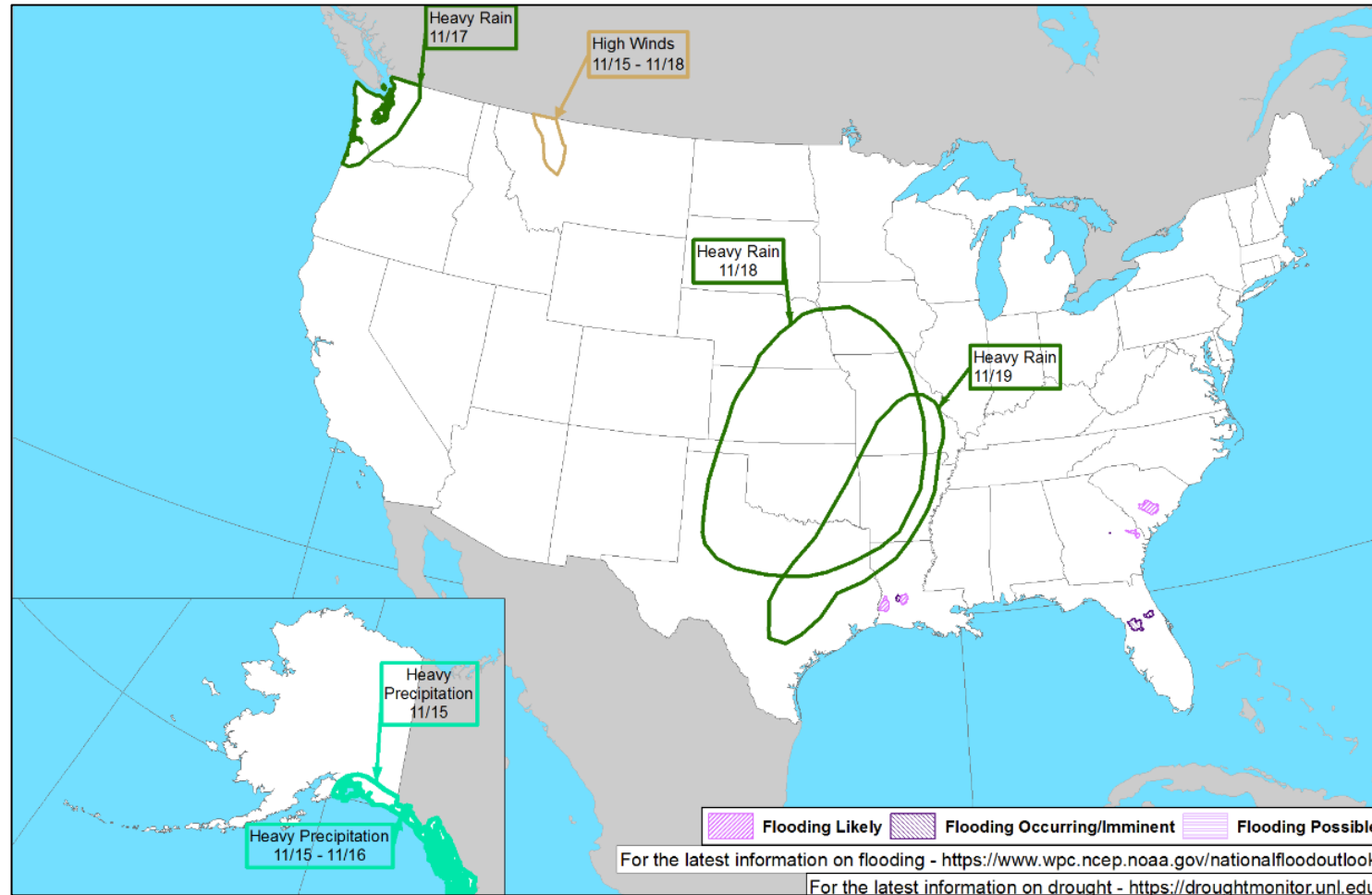
National Weather Forecast



FEMA

National Watch Center

Hazards Outlook – Nov 15-19


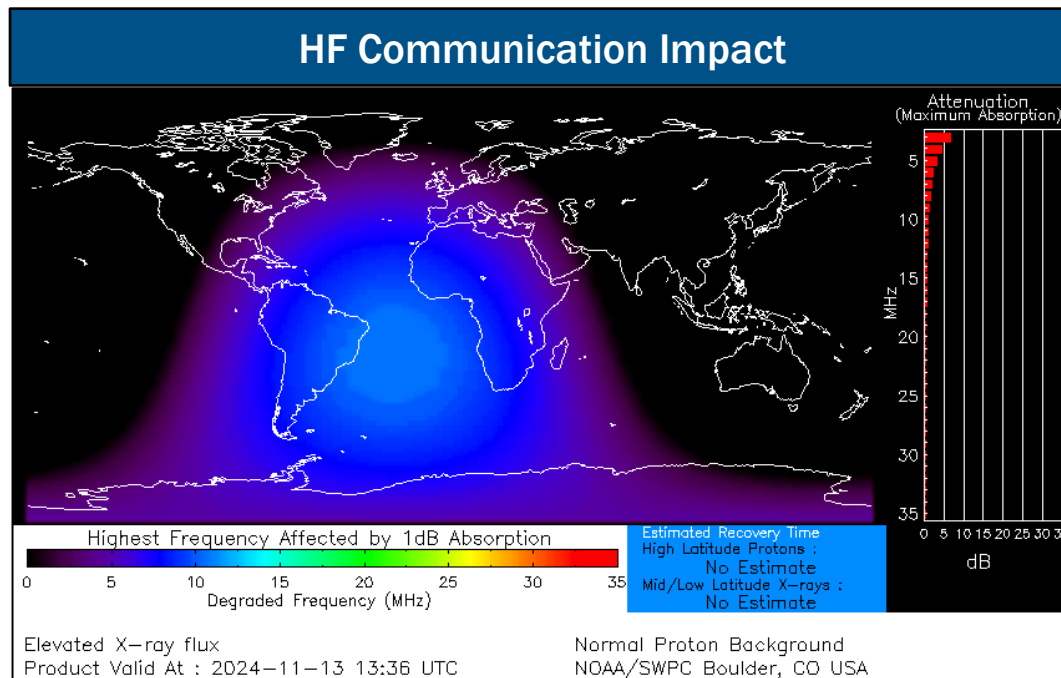


FEMA

Space Weather Outlook

Minor	Space Weather Activity	Geomagnetic Storms	Solar Radiation	Radio Blackouts
Past 24 Hours	Minor	None	None	R1
Next 24 Hours	Minor	None	None	R1

For further information on NOAA Space Weather Scales refer to: <http://www.swpc.noaa.gov/noaa-scales-explanation>
 For further information on Sunspot Activity refer to: <https://www.swpc.noaa.gov/phenomena/sunspotssolar-cycle>



FEMA

FEMA Common Operating Picture

31 + **3** Supporting **104** + **15** Major Disasters | **18** Direct Housing Missions | **24** RSF-Supported Disasters | **6** Joint Recovery Offices

FEMA HQ

NWC	NRCC
Monitoring	Steady State

FEMA REGIONS

Watch	RRCC	
Monitoring	I	Rostered
Monitoring	II	Rostered
Monitoring	III	Rostered
Monitoring	IV	Level III
Monitoring	V	Rostered
Monitoring	VI	Rostered
Monitoring	VII	Rostered
Monitoring	VIII	Rostered
Monitoring	IX	Rostered
Monitoring	X	Rostered

Notes:

NRCC/RWCs/RRCCs:
 • RIV RRCC: TC Helene/Milton

State EOCs:
 • OK/NM/CO/GU/CNMI Severe Weather
 • HI/OK/ID/CT/NJ/NY: Wildfires
 • AZ: SW Border
 • CO: US-50 closure
 • AZ/MO/SC/GA: Flooding
 • WV: Drought
 • FL/MD: TC Milton
 • FL/NC/TN/VA/WV: TC Helene
 • TX: Tropical Activity
 • AZ/WY: Election Monitoring
 • UT: EMAC Deployment
 • DC: Inauguration

Volunteer Force

Rostered	Deployed
7,840	4

Surge Capacity Force

Rostered	Deployed
8,908	835 (-4)

N-IMATs

2 Teams Available

Red	Demobilizing
White	NC (Sep 30)
Blue	FL (Sep 23)
Gold	Reconstituting
HS	

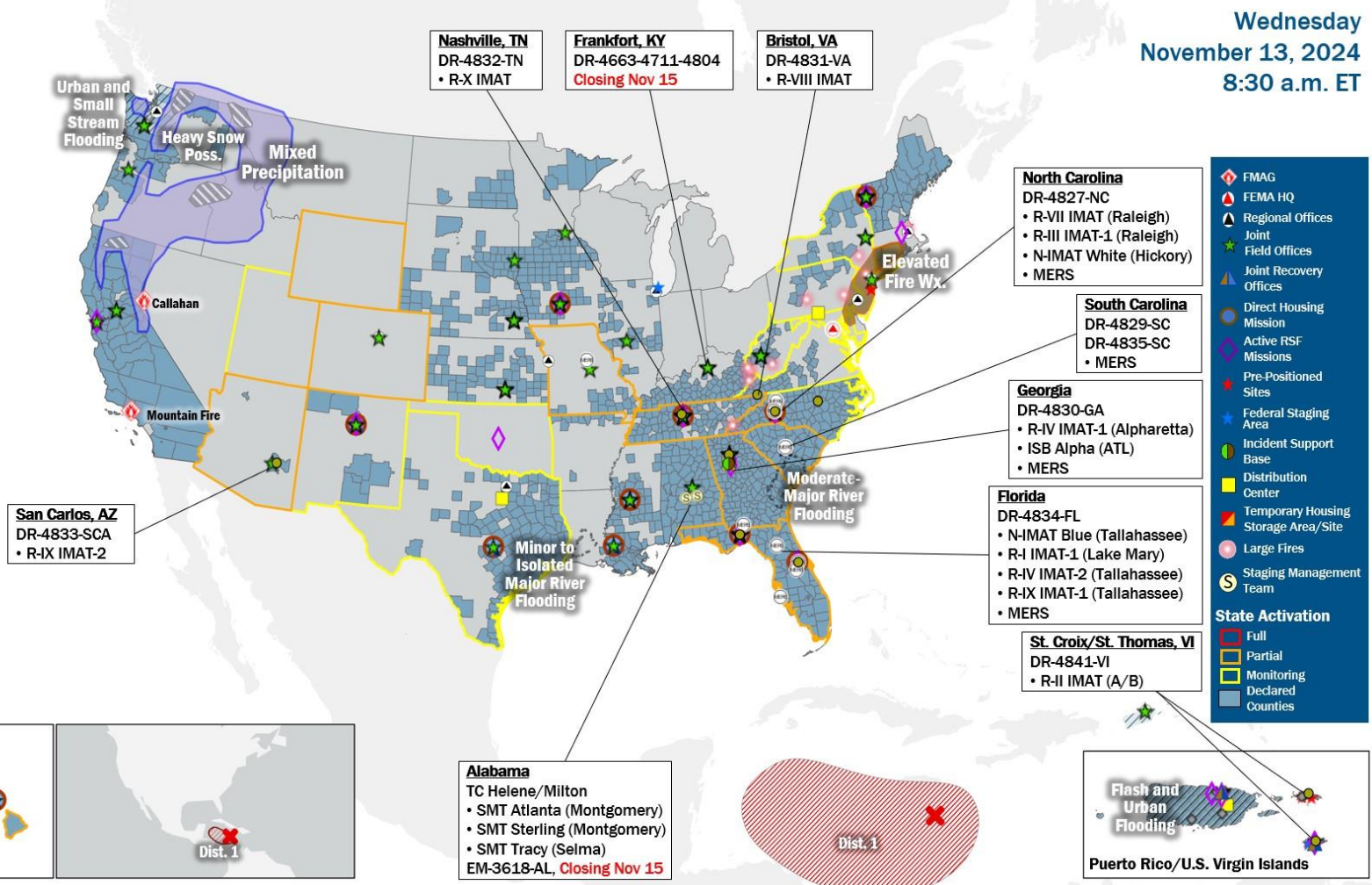
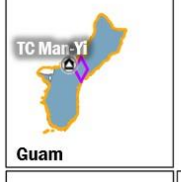
R-IMATs

≤ 3 Teams Available

I	FL (Oct 7)
II	USVI (Oct 30)
III	NC (Sep 29)
IV-1	GA (Oct 5)
IV-2	FL (Oct 6)
V	
VI-1	1
VI-2	
VII	NC (Sep 25)
VIII	VA (Sep 24)
IX-1	FL (Oct 11)
IX-2	AZ (Oct 8)
X	TN (Sep 29)

Fully Mission Capable (FMC)
Partially Mission Capable (PMC)
Not Mission Capable (NMC)
Deployed

REGIONAL BREAKDOWN				
	JFO/WFO	DR	EM	JRO
I	3/0	18	2	0
II	3/1	7	0	2
III	1/0	5	1	0
IV	8/0	28	12	1
V	2/0	4	0	0
VI	3/0	6	0	3
VII	4/0	13	0	0
VIII	1/1	3	0	0
IX	3/1	12	0	0
X	3/0	8	0	0



Wednesday
November 13, 2024
8:30 a.m. ET

IM Workforce

14,042 (+19) Assigned
 3,933 (+95) Unavailable
 9,227 (-78) Deployed

6% / 882 (+2) Available

IM Cadre Availability

21 Cadres ≤ 25% Availability

Acquisitions: 17% (38/225); Civil Rights: 15% (25/169); Disaster Emergency Communications: 10% (40/389); Disaster Field Training Operations: 17% (17/98); Disability Integration: 7% (3/42); Disaster Survivor Assistance: 7% (79/1,202); External Affairs: 9% (44/512); Environmental Planning and Historic Preservation: 6% (53/845); Field Leadership: 7% (10/150); Financial Management: 12% (29/238); Hazard Mitigation: 4% (44/1,209); Human Resources: 4% (7/179); Individual Assistance: 4% (100/2,618); Interagency Recovery Coordination: 14% (45/318); Information Technology: 4% (29/709); Logistics: 1% (18/1,663); Operations: 8% (28/357); Public Assistance: 9% (202/2,297); Planning: 1% (3/449); Safety: 12% (11/95); Security: 11% (15/139)

MERS
 <33%

36 Assigned
 0 Unavailable
 25 Deployed

11 Available

US&R
 >66%

28 Assigned
 2 Unavailable
 0 Deployed

26 Available

FCO
 ≤1 Type I

52 Assigned
 4 Unavailable
 48 (31 FCO) Deployed

0 Available

Wildfire Summary

Fire Name (County, ST)	FMAG #	Acres Burned	Percent Contained	Evacuations	Structures (Homes / Other)			Fatalities / Injuries
					Threatened	Damaged	Destroyed	
Mountain Fire (Ventura, CA)	5545-FM-CA	20,630	54% (+12)	M: 2,464	H: 1,358 (-118)	H: 86 (+24)	H: 164 (+14)	0 / 1
				V: 0	O: 2,724 (-412)	O: 23 (+3)	O: 52 (+10)	
Callahan Fire (Washoe, NV) FINAL	5546-FM-NV	100	70% (+70)	M: LIFTED	H: 50 (-2950)	H: 1 (+1)	H: 1 (+1)	0 / 0
				V: 0	O: 50 (+38)	O: 0	O: 3	

(Evacuations: M = Mandatory / V = Voluntary; Structures: H = Homes and Mixed Commercial/Residential / O = Non-residential Commercial/Other Minor Structures)



FEMA

Declaration Requests in Process – 14

State / Tribe / Territory – Incident Description	Type	IA	PA	HM	Requested
OH – Train Derailment	DR	X	X	X	Jul 3, 2023
NY – Severe Storms, Tornadoes, Straight-line Winds, and Flooding	EM		X		Jul 20
MI – Severe Storm and Tornadoes (APPEAL)	DR	X		X	Sep 11
CTM* – Severe Storm and Straight-line Winds	DR	X		X	Oct 7
ID – Gwen Fire	DR	X		X	Oct 9
PR – Tropical Storm Ernesto	DR		X	X	Oct 15
CTCR** – Swawilla Fire and Bridge Creek Fire	DR		X	X	Oct 15
WY – Severe Storms, Straight-line Winds, and resulting Wildfires	DR		X	X	Oct 16
OR – Wildfires	DR		X	X	Oct 21
AK – Landslide	DR		X	X	Oct 24
KY – Severe Storms, Straight-line Winds, Flooding, Landslides, and Mudslides	DR		X	X	Oct 24
WV – Remnants of Hurricane Helene	DR	X		X	Oct 25
NVKI*** – Severe Storm and Flooding	DR	X	X	X	Nov 4
NVKW**** – Severe Storm and Flooding	DR	X	X	X	Nov 4

*Crow Tribe of Montana, **Confederated Tribes of the Colville Reservation, ***Native Village of Kipnuk, ****Native Village of Kwigillingok



FEMA

National Watch Center



FEMA

Helping people before, during, and after disasters.



Scan to subscribe to this briefing.