

FEMA National Watch Center

# Daily Operations Briefing

Monday, November 13, 2023

8:30 a.m. ET



**FEMA**

# National Current Ops / Monitoring

---

## New Significant Incidents / Ongoing Ops

- No significant incidents / operations

## Hazard Monitoring

- Mixed precipitation – Pacific Northwest to the Northern Intermountain and the Northeast
- Tropical Activity
  - Atlantic:
    - Disturbance 1: Medium (60%)

---

## Disaster Declaration Activity

- No new declaration activity

## Event Monitoring

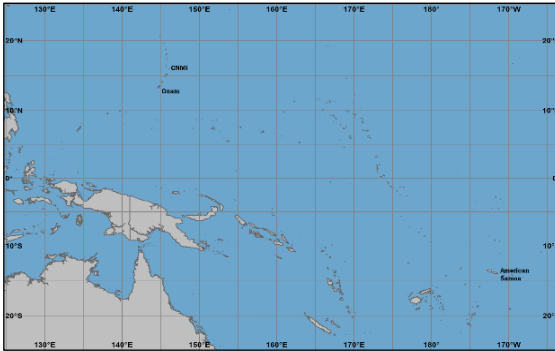
- No significant events



**FEMA**

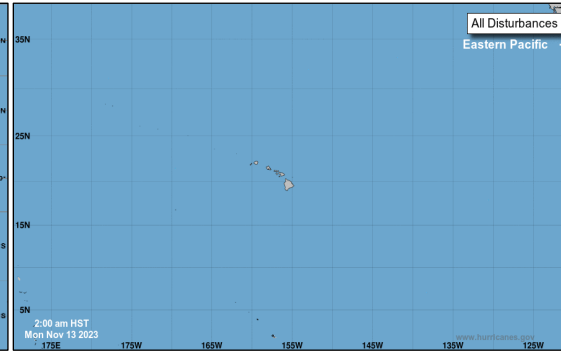
# Tropical Outlook

## Western Pacific



- No areas of concern for Guam, the Commonwealth of the Northern Mariana Islands or American Samoa

## Central Pacific



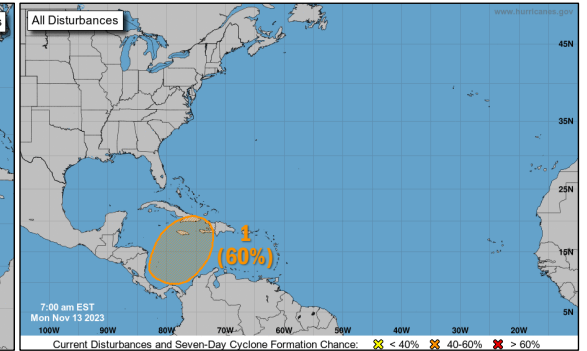
- No tropical cyclones expected during the next 7 days

## Eastern Pacific



- No tropical cyclones expected during the next 7 days

## Atlantic



### Disturbance 1: (as of 7:00 a.m. ET)

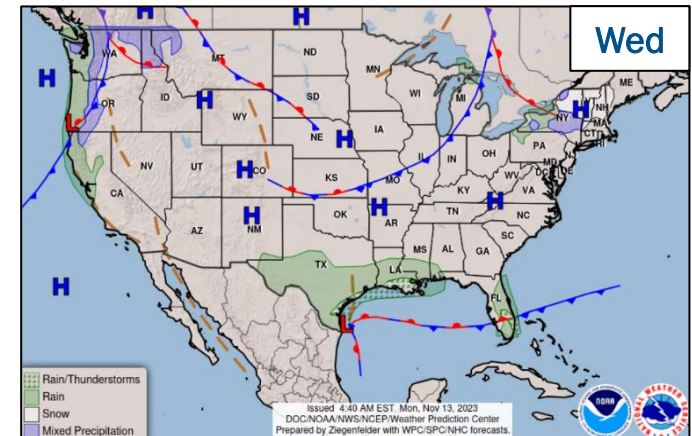
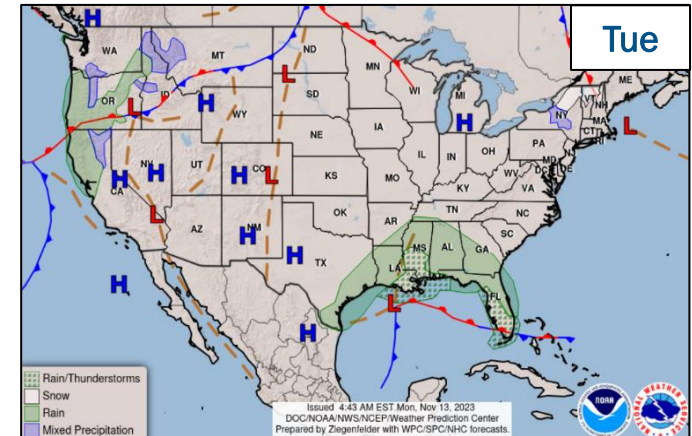
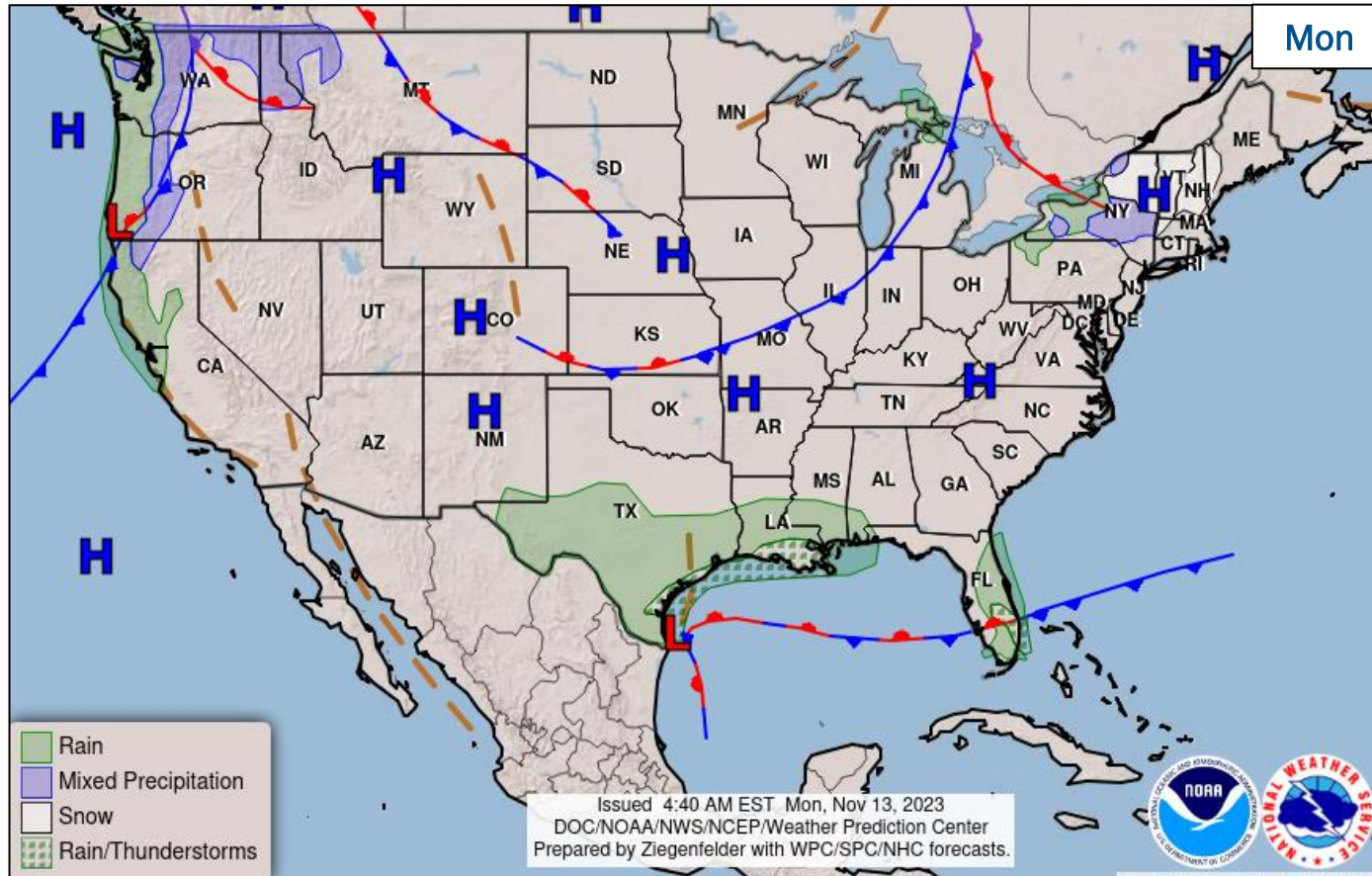
- Located over the SW Caribbean Sea
- Gradual development is possible; a tropical depression could form late this week
- Formation chance – 48-hour: Low (near 0%); 7-day: Medium (60%)



FEMA

National Watch Center

# National Weather Forecast



FEMA

# FEMA Common Operating Picture

**16 + 7** Joint Field Offices Virtual Joint Field Offices Supporting  
**71 + 4** Major Disasters Emergency Declarations  
**9** Direct Housing Missions  
**27** RSF-Supported Disasters

Monday  
 November 13, 2023  
 8:30 a.m. ET

FEMA HQ		
NWC	NRCC	
Monitoring	Activated	
FEMA REGIONS		
Watch	RRCC	
Monitoring	I	Rostered
Monitoring	II	Rostered
Monitoring	III	Rostered
Monitoring	IV	Rostered
Monitoring	V	Rostered
Monitoring	VI	Rostered
Monitoring	VII	Rostered
Monitoring	VIII	Rostered
Monitoring	IX	Rostered
Monitoring	X	Rostered

N-IMATs	
2-5 Teams Available	
Red	
White	
Blue	
Gold	
HS	DC

R-IMATs	
≥ 7 Teams Available	
I	
II	
III	WV
IV-1	
IV-2	2
V	
VI-1	
VI-2	1
VII	3
VIII	Reconstituting
IX-1	Personnel
IX-2	Demobilizing
X	Personnel

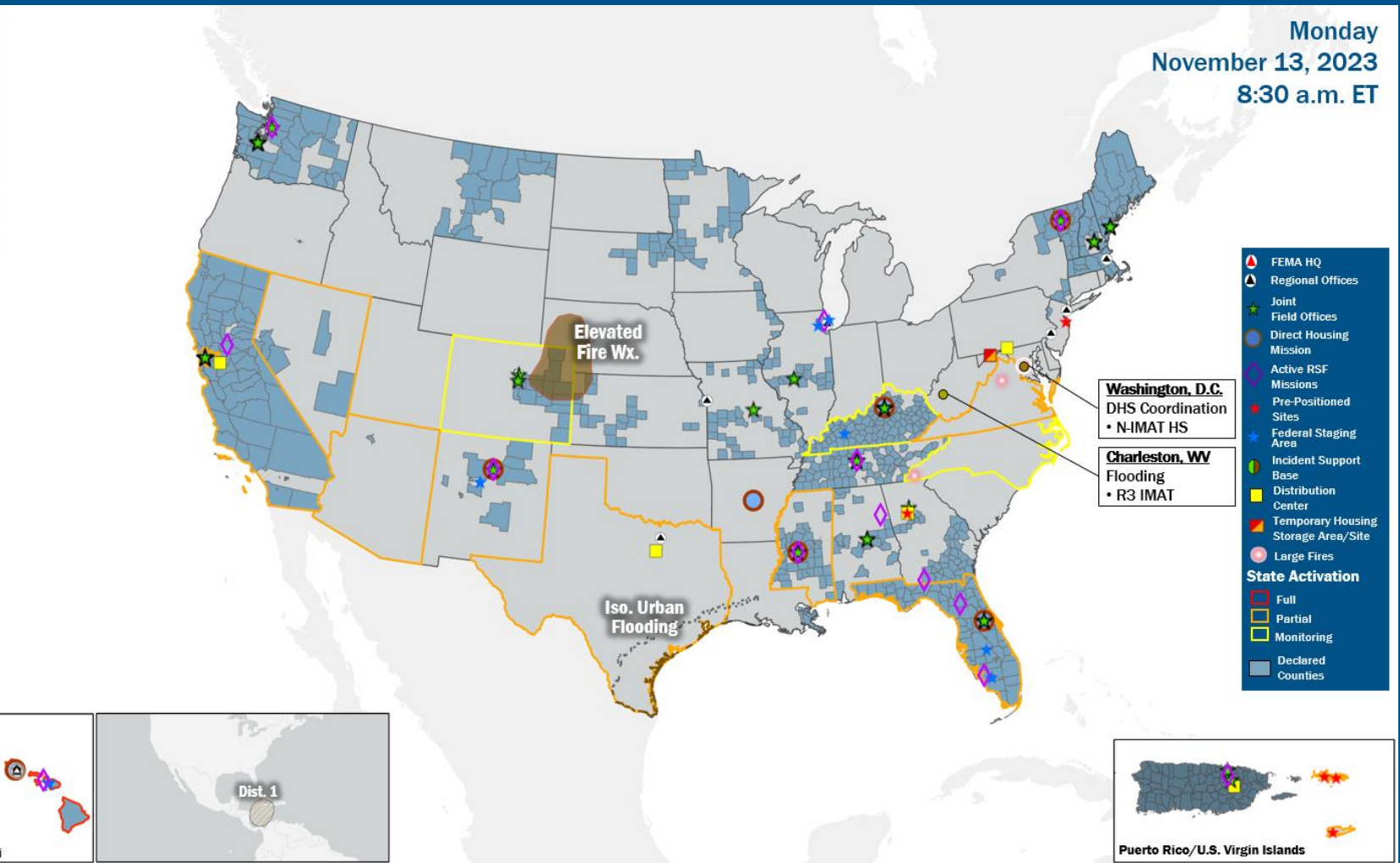
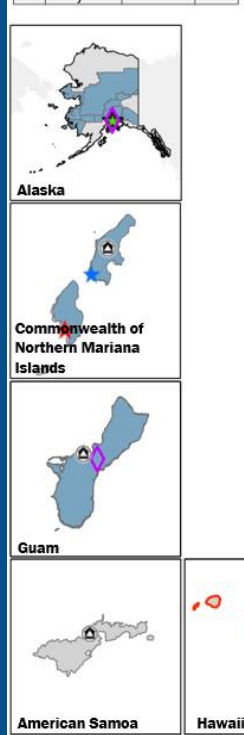
**Notes:**

<b>RWCs/RRCCs/IMATs:</b>	<b>STATE EOCs:</b>
• NRCC/N-IMAT HS:	• MS: Severe Weather
DHS Coordination	• FL: TC Idalia
	• TX: Ongoing Threats
	• CO: Avian Influenza/ Fremont Co. Return to Nature
	• AZ/CO: SW Border
	• CA/HI/KY/NC/VA: Wildfires
	• CA/NV: TC Hilary
	• VI: Potable Water

Volunteer Force	
Rostered	Deployed
7,380	128
Surge Capacity Force	
Rostered	Deployed
8,397	0

Fully Mission Capable (FMC)
Partially Mission Capable (PMC)
Not Mission Capable (NMC)
Deployed

REGIONAL BREAKDOWN			
	JFO/VJFO	DR	EM
I	3/0	10	2
II	1/1	4	0
III	0/0	0	0
IV	6/1	20	1
V	2/0	2	0
VI	1/1	1	1
VII	1/0	3	0
VIII	1/1	4	0
IX	0/1	16	0
X	1/2	11	0



**Legend**

- FEMA HQ
- Regional Offices
- Joint Field Offices
- Direct Housing Mission
- Active RSF Missions
- Pre-Positioned Sites
- Federal Staging Area
- Incident Support Base
- Distribution Center
- Temporary Housing Storage Area/Site
- Large Fires

**State Activation**

- Full
- Partial
- Monitoring
- Declared Counties

## IM Workforce

13,632 Assigned  
 4,194 (-26) Unavailable  
 5,531 (-11) Deployed

29% (+1) / 3,907 (+37) Available

## IM Cadre Availability

13 Cadres ≤ 25% Availability

Civil Rights: 25% (35/138); Disability Integration: 17% (9/54); Environmental Planning and Historic Preservation: 18% (146/817); Field Leadership: 12% (16/138); Hazard Mitigation: 18% (222/1,211); Human Resources: 20% (35/179); Interagency Recovery Coordination: 20% (57/291); Logistics: 24% (361/1,518); Operations: 19% (65/345); Public Assistance: 12% (254/2,188); Planning 13% (62/467); Safety: 20% (16/82); Security: 19% (25/133)

## MERS

> 66%

36 Assigned  
 0 Unavailable  
 0 Deployed

36 Available

## US&R

> 66%

28 Assigned  
 1 Unavailable  
 0 Deployed

27 Available

## FCO

≤ 1 Type I

50 Assigned  
 9 Unavailable  
 37 (27 FCOR) Deployed

4 Available

# Joint Preliminary Damage Assessments

Region	State / Location	Incident	IA	Number of Counties		Start - End
			PA	Requested	Complete	
I	MA	Flooding Sep 11-13	IA	2	2	10/10 - 10/27
			PA	4	0	10/10 - TBD
II	NY	Severe Storms and Flooding Sep 28-30	IA	0	0	NA
			PA	4	0	11/9 - TBD
	PR	Severe Storms and Flooding Oct 26-31	IA	1	0	11/8 - TBD
			PA	2	1	11/8 - TBD
III	WV	Flooding Aug 28-30	IA	5	5	9/19 - 9/21
			PA	4	0	10/16 - TBD



**FEMA**

# Declaration Requests in Process – 15

State / Tribe / Territory – Incident Description	Type	IA	PA	HM	Requested
MI – Flooding (Appeal)	DR		X	X	Jun 15
OH – Train Derailment	DR	X	X	X	Jul 3
UT – Flooding	DR		X	X	Aug 11
AR – Severe Storms and Flooding	DR	X	X	X	Aug 22
Inupiat Community of the Arctic Slope (ICAS) – Severed Undersea Fiber Optic Line (Appeal)	EM		X		Aug 23
NH – Severe Winter Storm and Snowstorm (Appeal)	DR		X	X	Sep 6
CA – Tropical Storm Hilary	DR		X	X	Sep 14
WA – Wildfires	DR	X	X	X	Oct 4
MI – Severe Storms, Tornadoes, and Flooding	DR	X	X	X	Oct 18
KY – Severe Storms, Tornadoes, Straight-Line Winds, and Flooding (Appeal)	DR	X		X	Oct 23
WV – Severe Storms, Flooding, Landslides, and Mudslides	DR	X		X	Oct 25
IL – Severe Storms and Flooding	DR	X		X	Nov 7
RI – Severe Storms, Flooding, and Tornadoes	DR	X			Nov 8
PA – Severe Storms and Flooding	DR	X	X	X	Nov 9
USVI – Elevated Levels of Lead and Copper in the Water Supply	EM		X		Nov 9



**FEMA**



# FEMA

Helping people before, during, and after disasters.



*Scan to subscribe to this briefing.*