

FEMA National Watch Center

Daily Operations Briefing

Sunday, November 12, 2023

8:30 a.m. ET



FEMA

National Current Ops / Monitoring

New Significant Incidents / Ongoing Ops

- No significant incidents / operations

Hazard Monitoring

- Freezing Rain– Minnesota
- Mixed Precipitation – Pacific Northwest to Northern Rockies and the Great Lakes
- Heavy Rain/Flash Flooding - Texas
- Tropical Activity
 - Atlantic:
 - Disturbance 1: Medium (50%)

Disaster Declaration Activity

- No new declaration activity

Event Monitoring

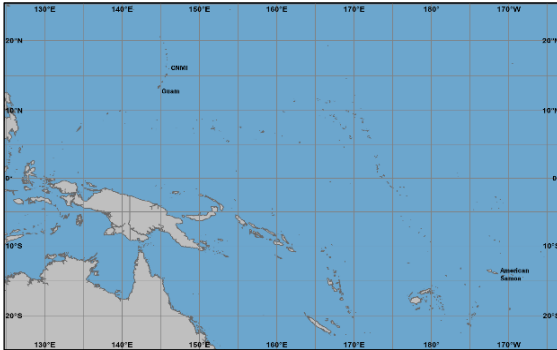
- No significant events



FEMA

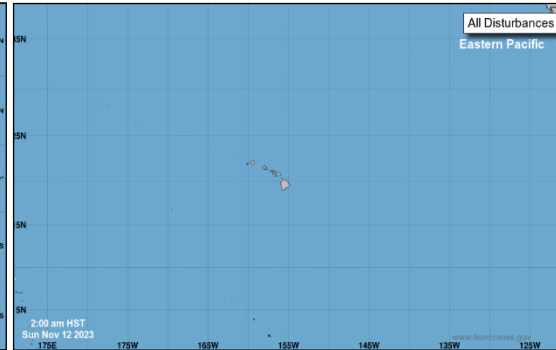
Tropical Outlook

Western Pacific



- No areas of concern for Guam, the Commonwealth of the Northern Mariana Islands or American Samoa

Central Pacific



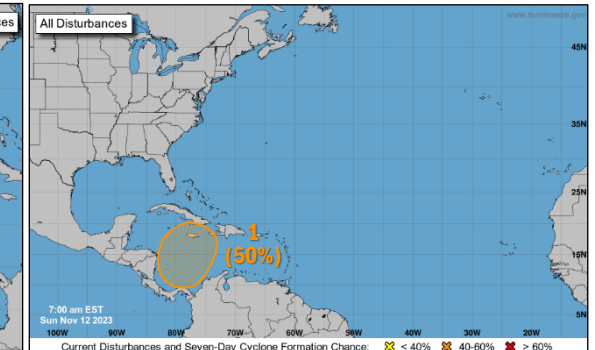
- No tropical cyclones expected during the next 7 days

Eastern Pacific



- No tropical cyclones expected during the next 7 days

Atlantic



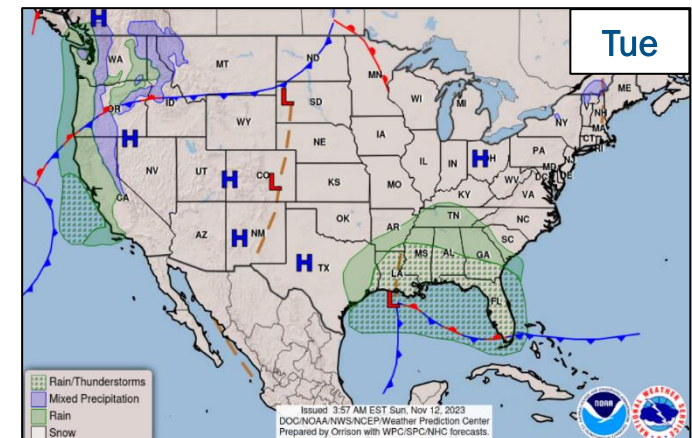
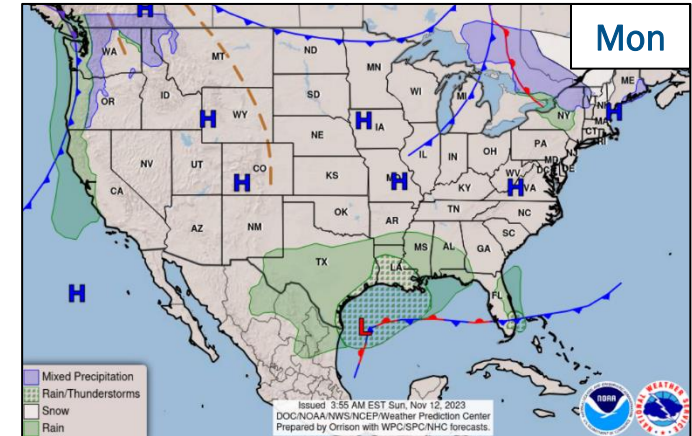
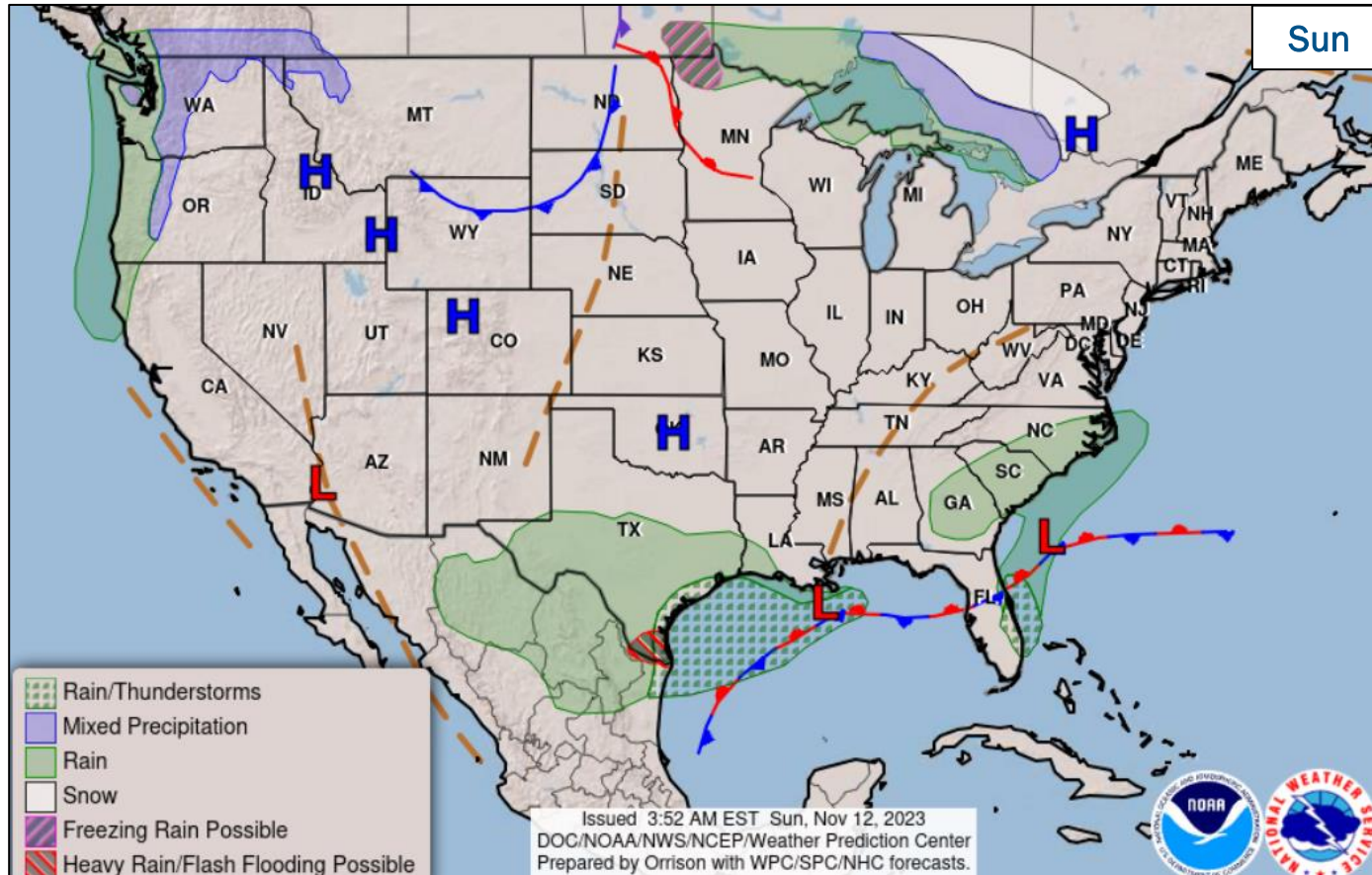
Disturbance 1: (as of 7:00 a.m. ET)

- Located over the SW Caribbean Sea
- Gradual development is possible; a tropical depression could form late this week
- Formation chance – 48-hour: Low (near 0%); 7-day: Medium (50%)



FEMA

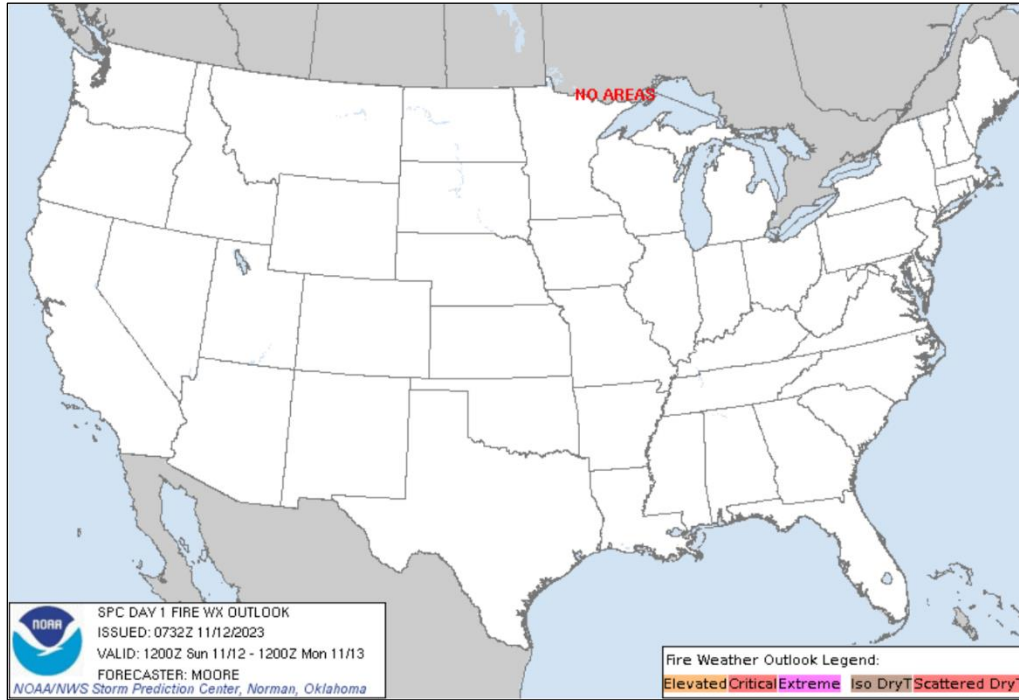
National Weather Forecast



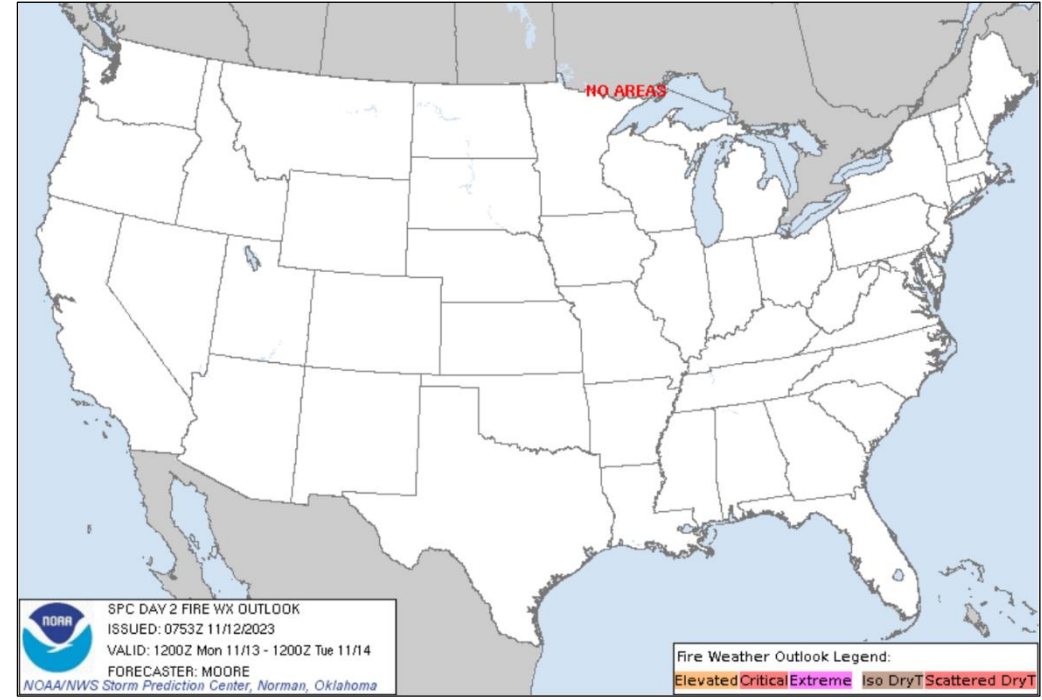
FEMA

National Watch Center

Fire Weather Outlook



Today



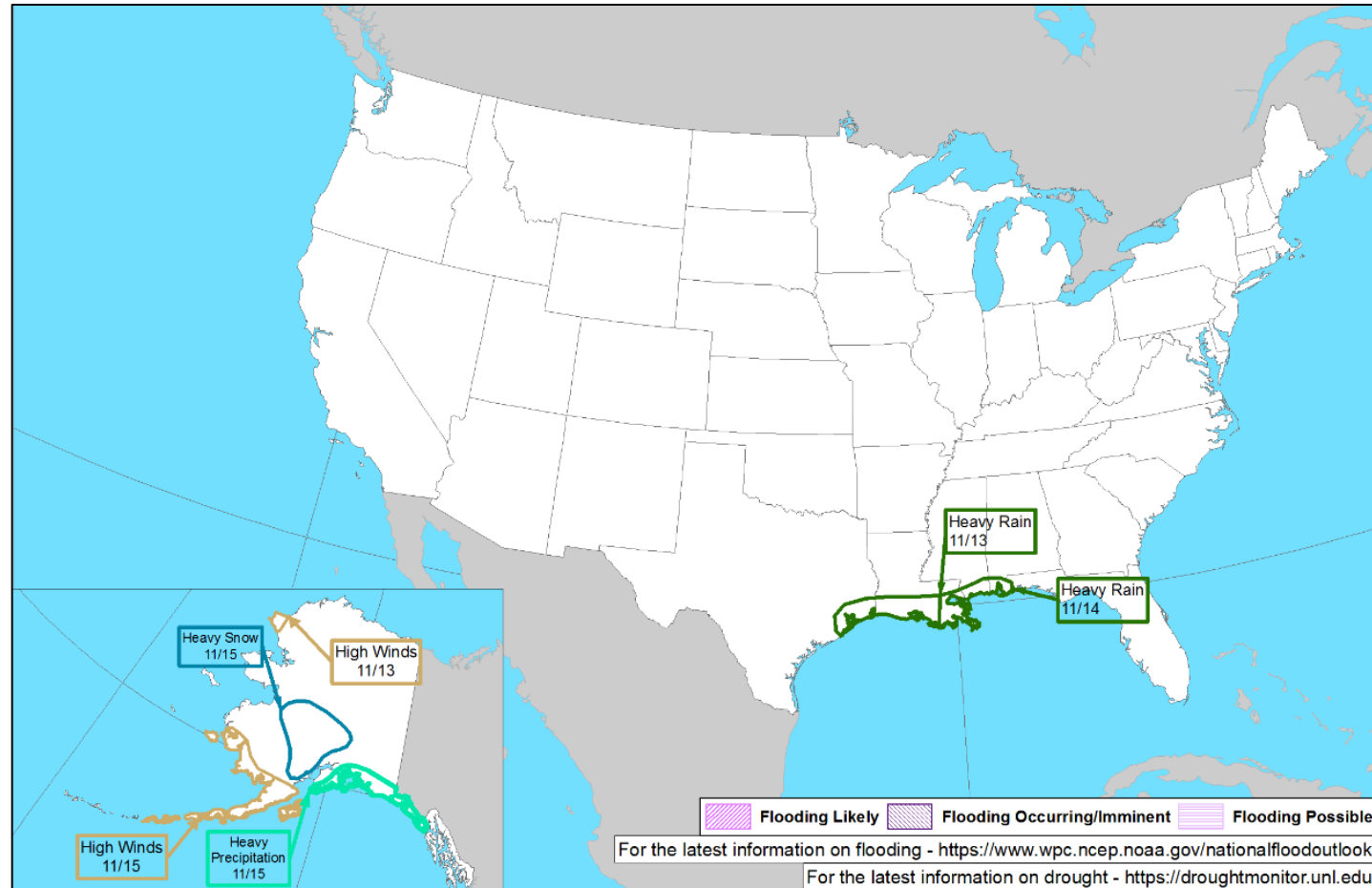
Tomorrow



FEMA

National Watch Center

Hazards Outlook – Nov 13-17

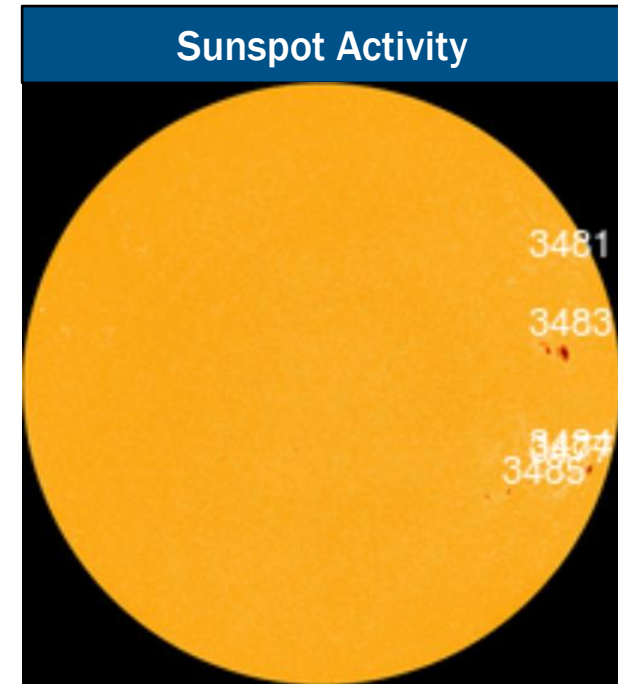
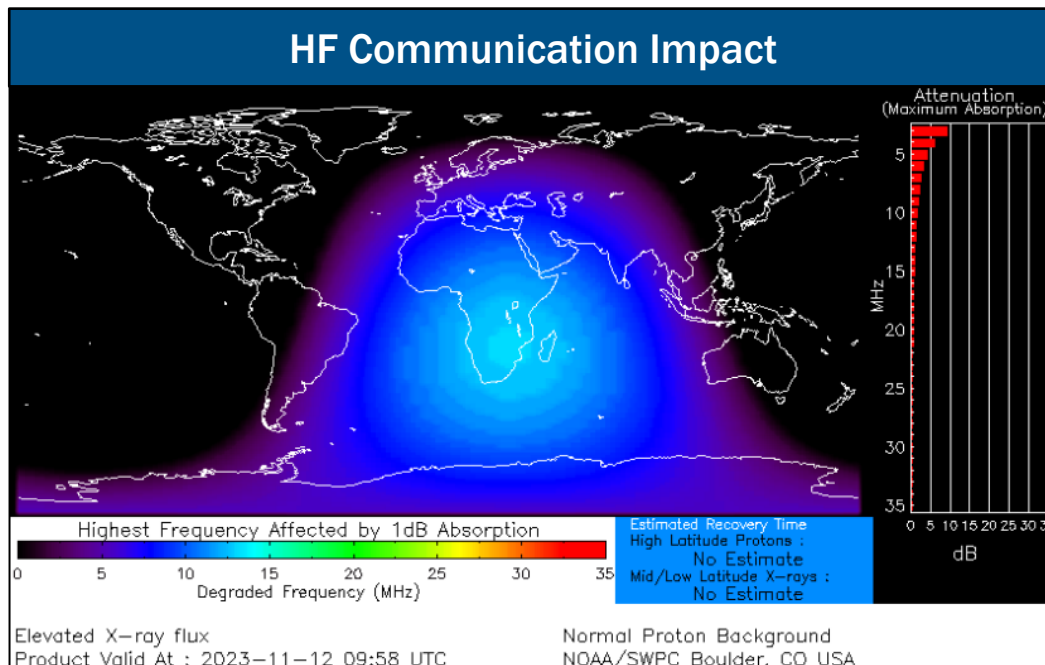


FEMA

Space Weather Outlook

Minor	Space Weather Activity	Geomagnetic Storms	Solar Radiation	Radio Blackouts
Past 24 Hours	Minor	None	None	R1
Next 24 Hours	Moderate	G2	None	None

For further information on NOAA Space Weather Scales refer to: <http://www.swpc.noaa.gov/noaa-scales-explanation>
 For further information on Sunspot Activity refer to: <https://www.swpc.noaa.gov/phenomena/sunspotssolar-cycle>



FEMA

National Watch Center

FEMA Common Operating Picture

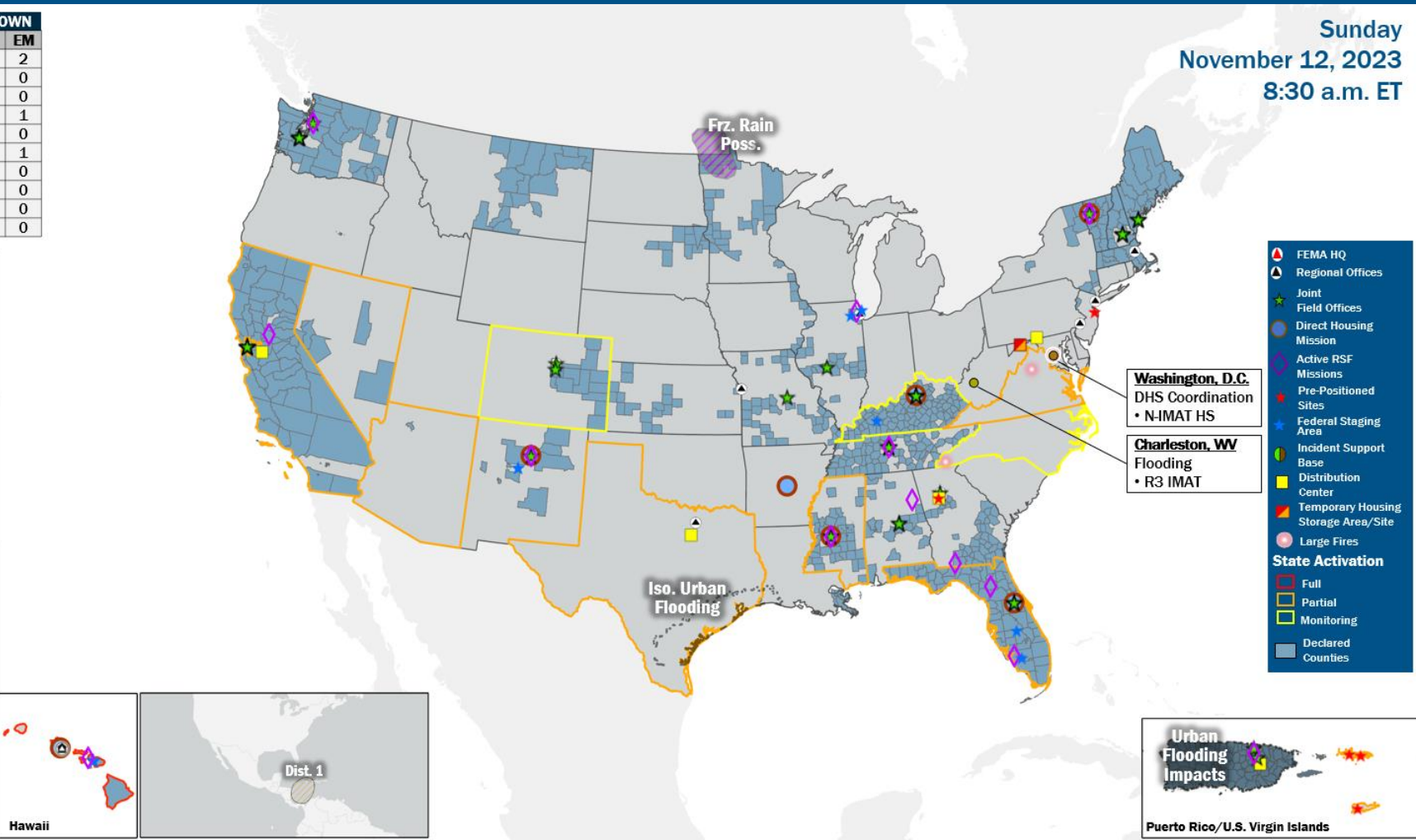
16 + 7 Joint Field Offices Virtual Joint Field Offices Supporting
71 + 4 Major Disasters Emergency Declarations
9 Direct Housing Missions
27 RSF-Supported Disasters

FEMA HQ		
NWC	NRCC	
Monitoring	Activated	
FEMA REGIONS		
Watch	RRCC	
Monitoring	I	Rostered
Monitoring	II	Rostered
Monitoring	III	Rostered
Monitoring	IV	Rostered
Monitoring	V	Rostered
Monitoring	VI	Rostered
Monitoring	VII	Rostered
Monitoring	VIII	Rostered
Monitoring	IX	Rostered
Monitoring	X	Rostered

N-IMATs	
2-5 Teams Available	
Red	
White	
Blue	
Gold	
HS	DC

REGIONAL BREAKDOWN			
	JFO/VJFO	DR	EM
I	3/0	10	2
II	1/1	4	0
III	0/0	0	0
IV	6/1	20	1
V	2/0	2	0
VI	1/1	1	1
VII	1/0	3	0
VIII	1/1	4	0
IX	0/1	16	0
X	1/2	11	0

R-IMATs	
≥ 7 Teams Available	
I	
II	
III	WV
IV-1	
IV-2	2
V	
VI-1	
VI-2	1
VII	3
VIII	Reconstituting
IX-1	Personnel
IX-2	Demobilizing
X	Personnel



Sunday
 November 12, 2023
 8:30 a.m. ET

Notes:	
RWCs/RRCCs/IMATs:	STATE EOCs:
• NRCC/N-IMAT HS:	• MS: Severe Weather
• DHS Coordination	• FL: TC Idalia
	• TX: Ongoing Threats
	• CO: Avian Influenza/
	Fremont Co. Return to
	Nature
	• AZ/CO: SW Border
	• CA/HI/KY/NC/VA:
	Wildfires
	• CA/NV: TC Hilary
	• VI: Potable Water

Surge Capacity Force	
Rostered	Deployed
8,397	0

IM Workforce

13,632 Assigned
 4,220 (-10) Unavailable
 5,542 (-22) Deployed

28% / 3,870 (+32) Available

IM Cadre Availability

13 Cadres ≤ 25% Availability

Civil Rights: 25% (35/138); Disability Integration: 17% (9/54); Environmental Planning and Historic Preservation: 18% (145/819); Field Leadership: 12% (16/138); Hazard Mitigation: 18% (221/1,214); Human Resources: 20% (36/179); Interagency Recovery Coordination: 20% (57/291); Logistics: 23% (355/1,518); Operations: 19% (65/346); Public Assistance: 12% (255/2,195); Planning 12% (58/467); Safety: 20% (16/82); Security: 19% (26/134)

MERS

> 66%

36 Assigned
 0 Unavailable
 0 Deployed

36 Available

US&R

> 66%

28 Assigned
 1 Unavailable
 0 Deployed

27 Available

FCO

≤ 1 Type I

50 Assigned
 9 Unavailable
 37 (27 FCOR) Deployed

4 Available

Joint Preliminary Damage Assessments

Region	State / Location	Incident	IA	Number of Counties		Start - End
			PA	Requested	Complete	
I	MA	Flooding Sep 11-13	IA	2	2	10/10 - 10/27
			PA	4	0	10/10 - TBD
II	NY	Severe Storms and Flooding Sep 28-30	IA	0	0	NA
			PA	4	0	11/9 - TBD
	PR	Severe Storms and Flooding Oct 26-31	IA	1	0	11/8 - TBD
			PA	2	1	11/8 - TBD
III	WV	Flooding Aug 28-30	IA	5	5	9/19 - 9/21
			PA	4	0	10/16 - TBD



FEMA

Declaration Requests in Process – 15

State / Tribe / Territory – Incident Description	Type	IA	PA	HM	Requested
MI – Flooding (Appeal)	DR		X	X	Jun 15
OH – Train Derailment	DR	X	X	X	Jul 3
UT – Flooding	DR		X	X	Aug 11
AR – Severe Storms and Flooding	DR	X	X	X	Aug 22
Inupiat Community of the Arctic Slope (ICAS) – Severed Undersea Fiber Optic Line (Appeal)	EM		X		Aug 23
NH – Severe Winter Storm and Snowstorm (Appeal)	DR		X	X	Sep 6
CA – Tropical Storm Hilary	DR		X	X	Sep 14
WA – Wildfires	DR	X	X	X	Oct 4
MI – Severe Storms, Tornadoes, and Flooding	DR	X	X	X	Oct 18
KY – Severe Storms, Tornadoes, Straight-Line Winds, and Flooding (Appeal)	DR	X		X	Oct 23
WV – Severe Storms, Flooding, Landslides, and Mudslides	DR	X		X	Oct 25
IL – Severe Storms and Flooding	DR	X		X	Nov 7
RI – Severe Storms, Flooding, and Tornadoes	DR	X			Nov 8
PA – Severe Storms and Flooding	DR	X	X	X	Nov 9
USVI – Elevated Levels of Lead and Copper in the Water Supply	EM		X		Nov 9



FEMA



FEMA

Helping people before, during, and after disasters.



Scan to subscribe to this briefing.