

FEMA National Watch Center

Daily Operations Briefing

Tuesday, November 11, 2025

8:30 a.m. ET



FEMA

National Current Operations / Monitoring

New Significant Incidents / Ongoing Operations

- No new significant incidents / operations

Hazard Monitoring

- Elevated Fire Weather – Central / Southern Plains, Southeast
- Mixed Precipitation – Pacific Northwest, Northern Rockies, Upper Mississippi Valley to Northeast
- Heavy Snow – Great Lakes, Northeast

Disaster Declaration Activity

- No new declaration activity

Event Monitoring

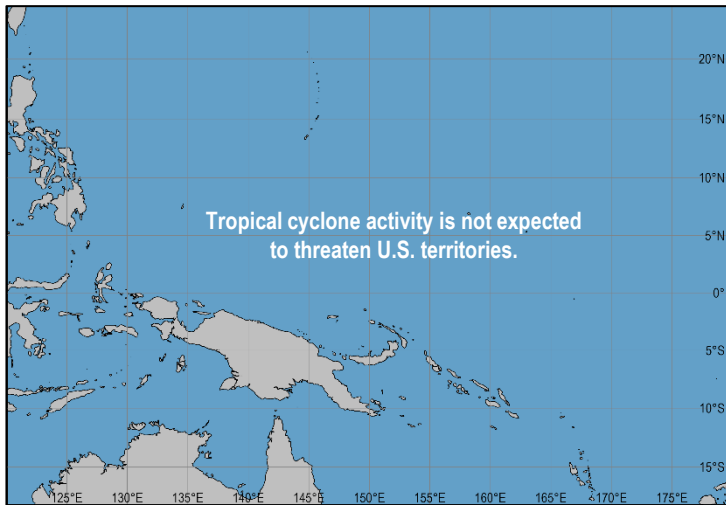
- No new significant events



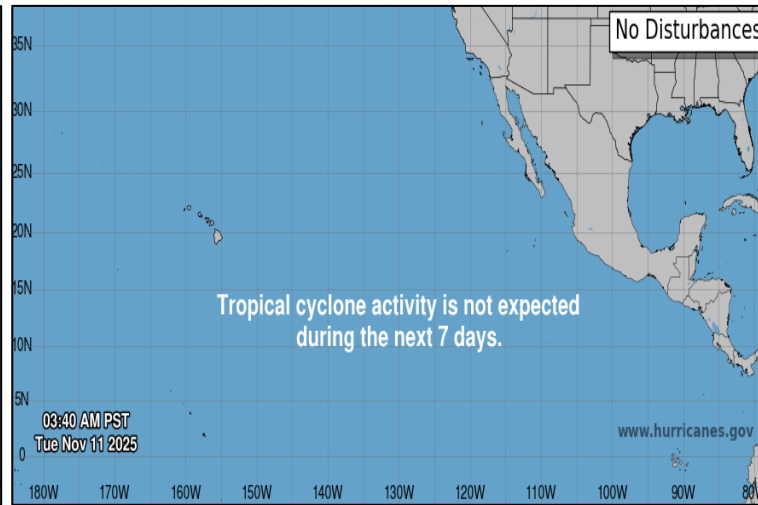
FEMA

Tropical Outlook

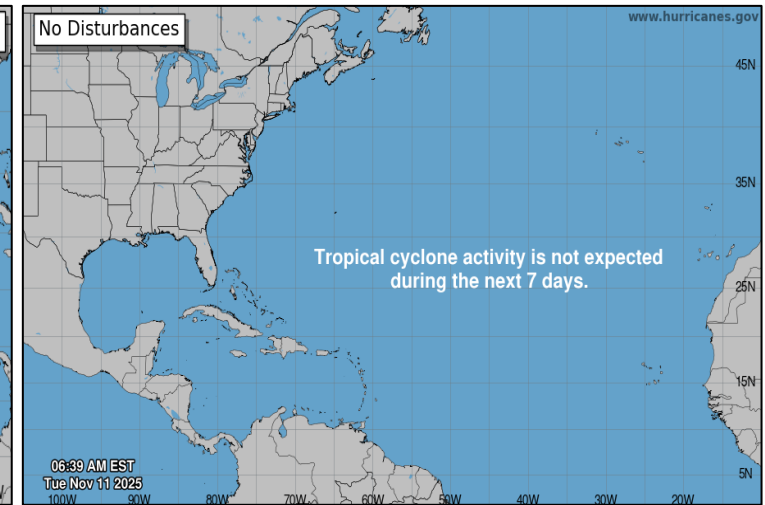
Western Pacific



Central and Eastern Pacific



Atlantic

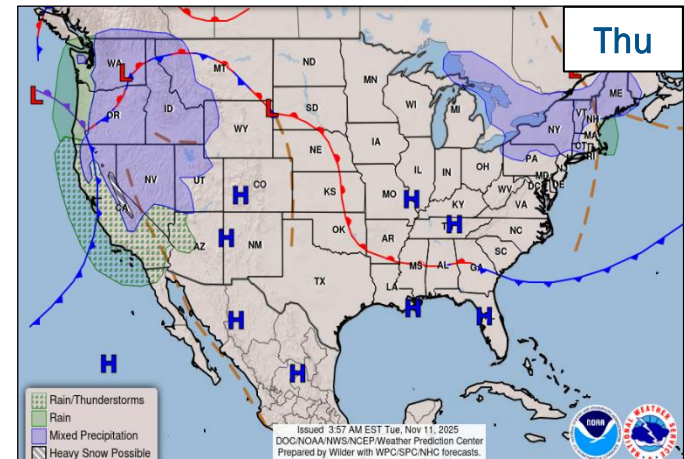
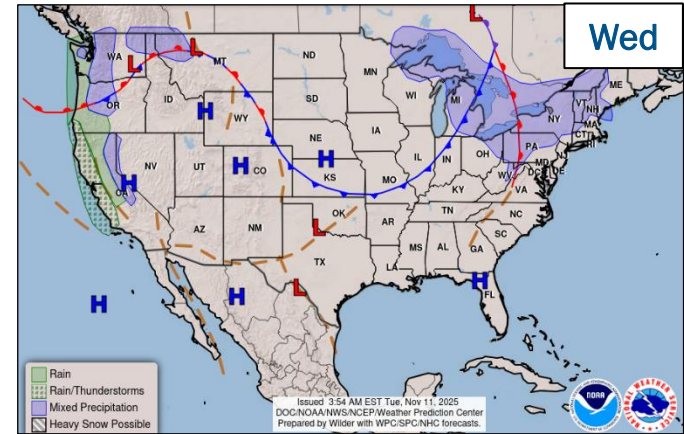
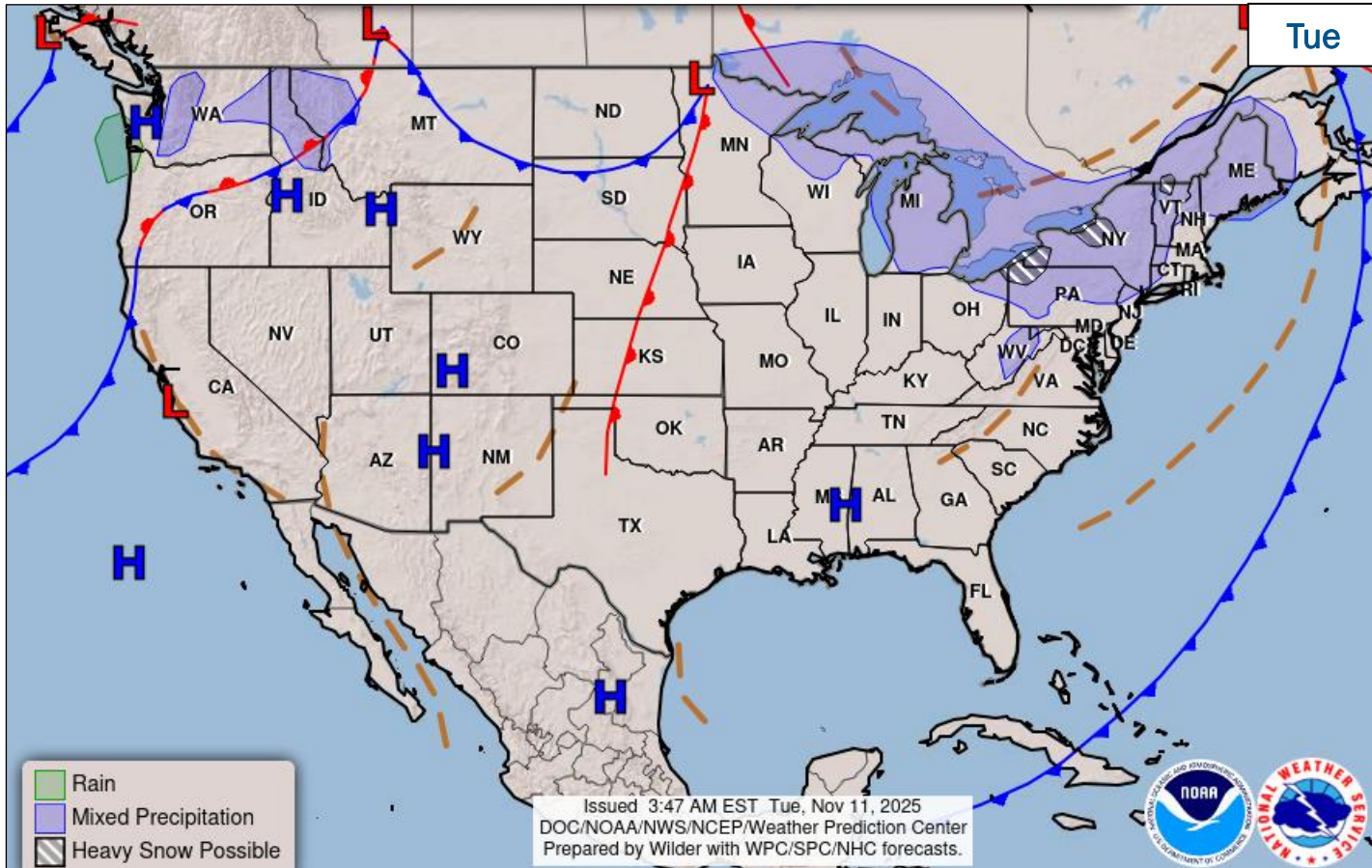


- No tropical cyclones expected to threaten the U.S. territories during the next 7 days
- No tropical cyclones expected during the next 7 days
- No tropical cyclones expected during the next 7 days



FEMA

National Weather Forecast



FEMA

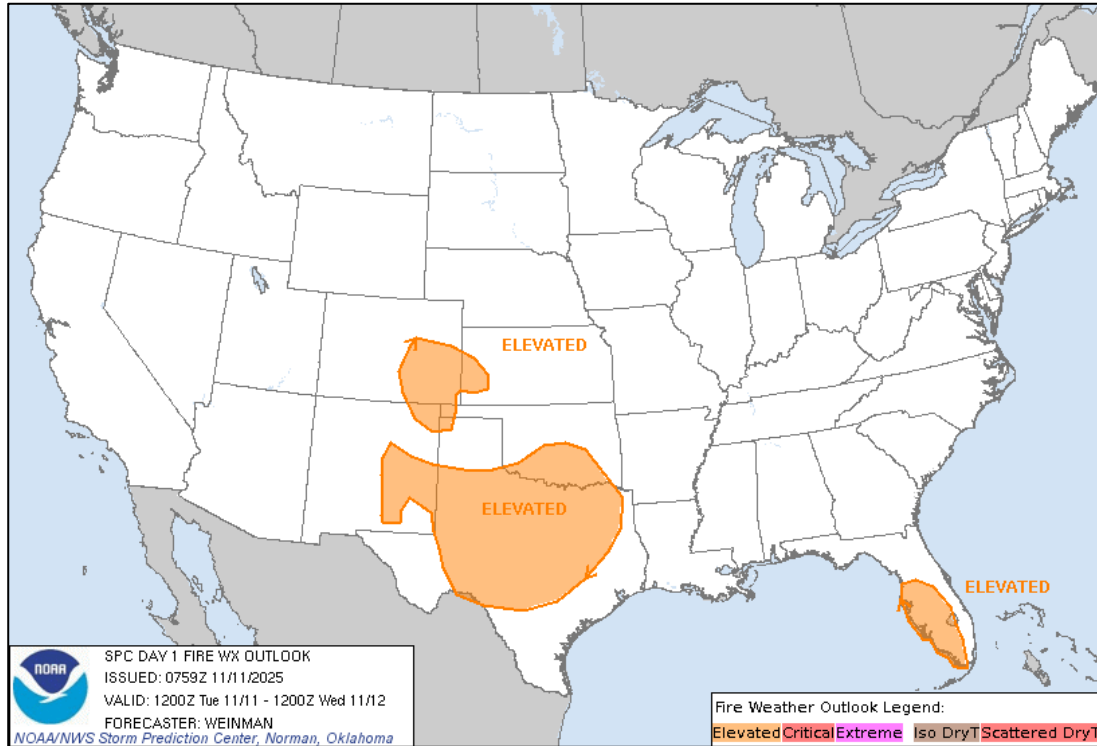
National Watch Center

Snowfall Forecast

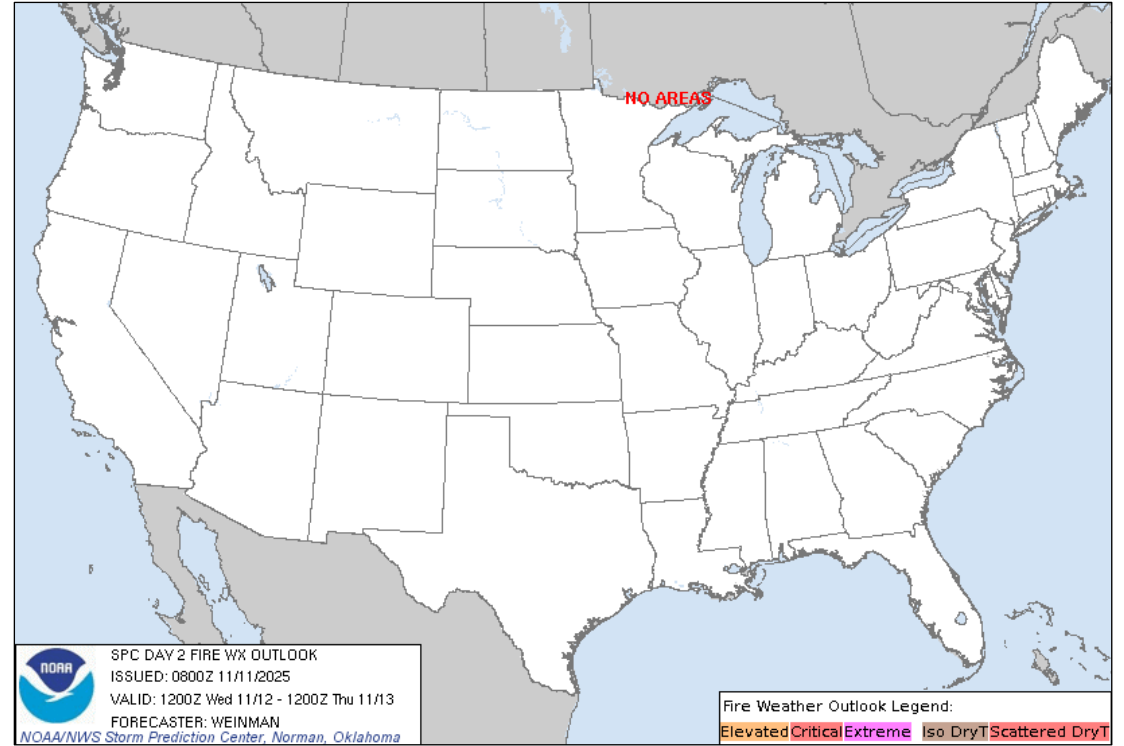


FEMA

Fire Weather Outlook



Today



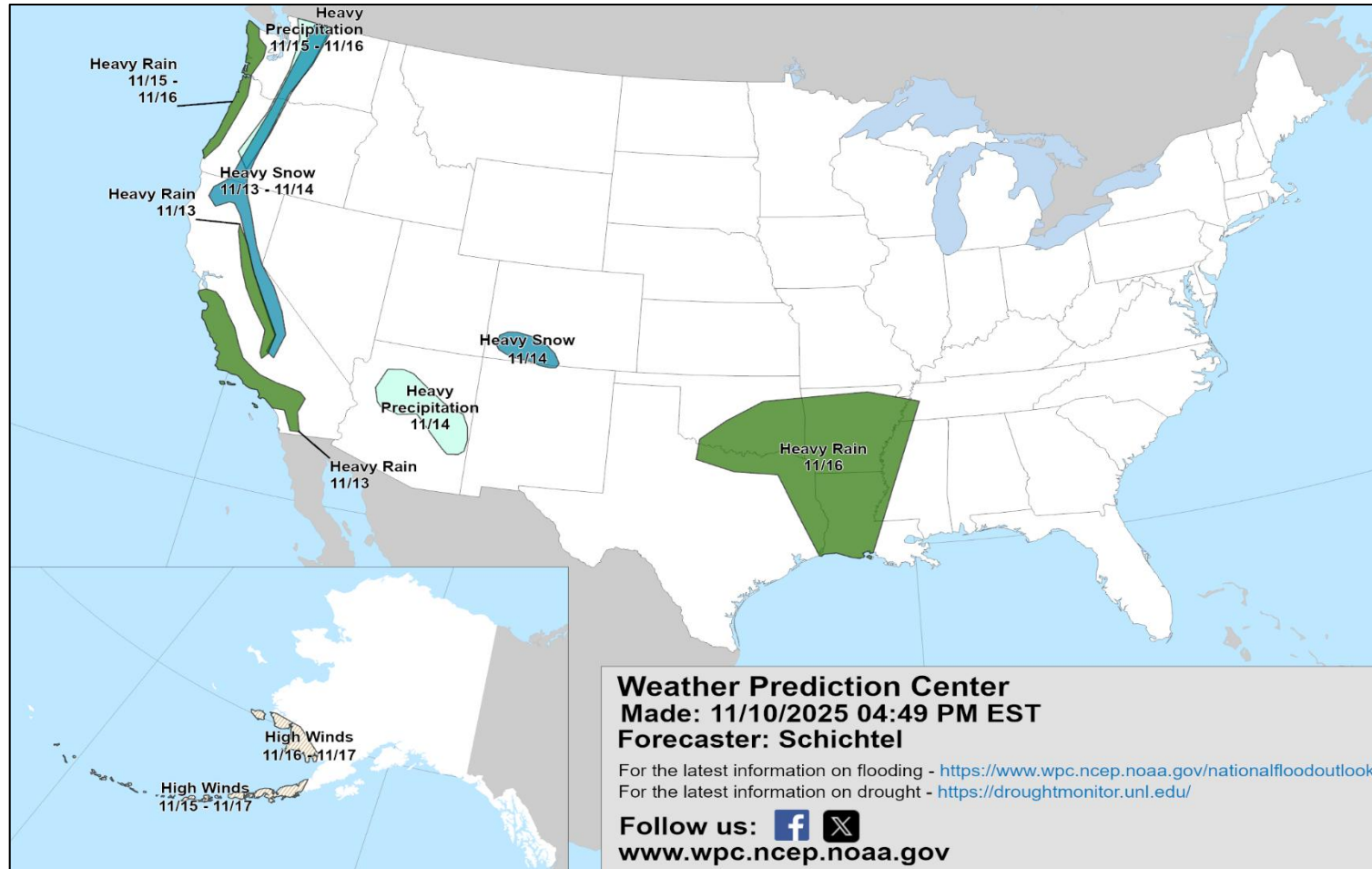
Tomorrow



FEMA

National Watch Center

Hazards Outlook – Nov 13-17



FEMA

National Watch Center

FEMA Common Operating Picture

17 Joint Field Offices *Supporting* **53** Major Disasters **+** **7** Emergency Declarations **12** Direct Housing Missions **6** RSF-Supported Disasters **6** Joint Recovery Offices

Tuesday
November 11, 2025
8:30 a.m. ET

| FEMA HQ | |
|--|--------------------------------|
| NWC | NRCC |
| Monitoring | Steady State |
| FEMA REGIONS | |
| Watch | RRCC |
| Monitoring | R1 Rostered |
| Monitoring | R2 Rostered |
| Monitoring | R3 Rostered |
| Monitoring | R4 Rostered |
| Monitoring | R5 Rostered |
| Monitoring | R6 Rostered |
| Monitoring | R7 Rostered |
| Monitoring | R8 Rostered |
| Monitoring | R9 Rostered |
| Monitoring | R10 Rostered |
| Notes: | |
| NRCC/RWCs/RRCCs: | State EOCs: |
| • R5 Watch: Staffing (Dayshift 7:00 a.m. - 7:00 p.m. ET) | • HI: Wildfires |
| | • FL: Previous Incidents |
| | • AZ/CO/TX: Flooding |
| | • VT: Drought |
| | • AK: Coastal Storms |
| | • WA: EMAC Support |
| | • NJ/PA: SNAP Disruption Event |
| | • KY: Plane Crash |
| IMATs: | |
| • NSTR | |
| Surge Capacity Force | |
| Rostered | Deployed |
| 7,971 | 0 |

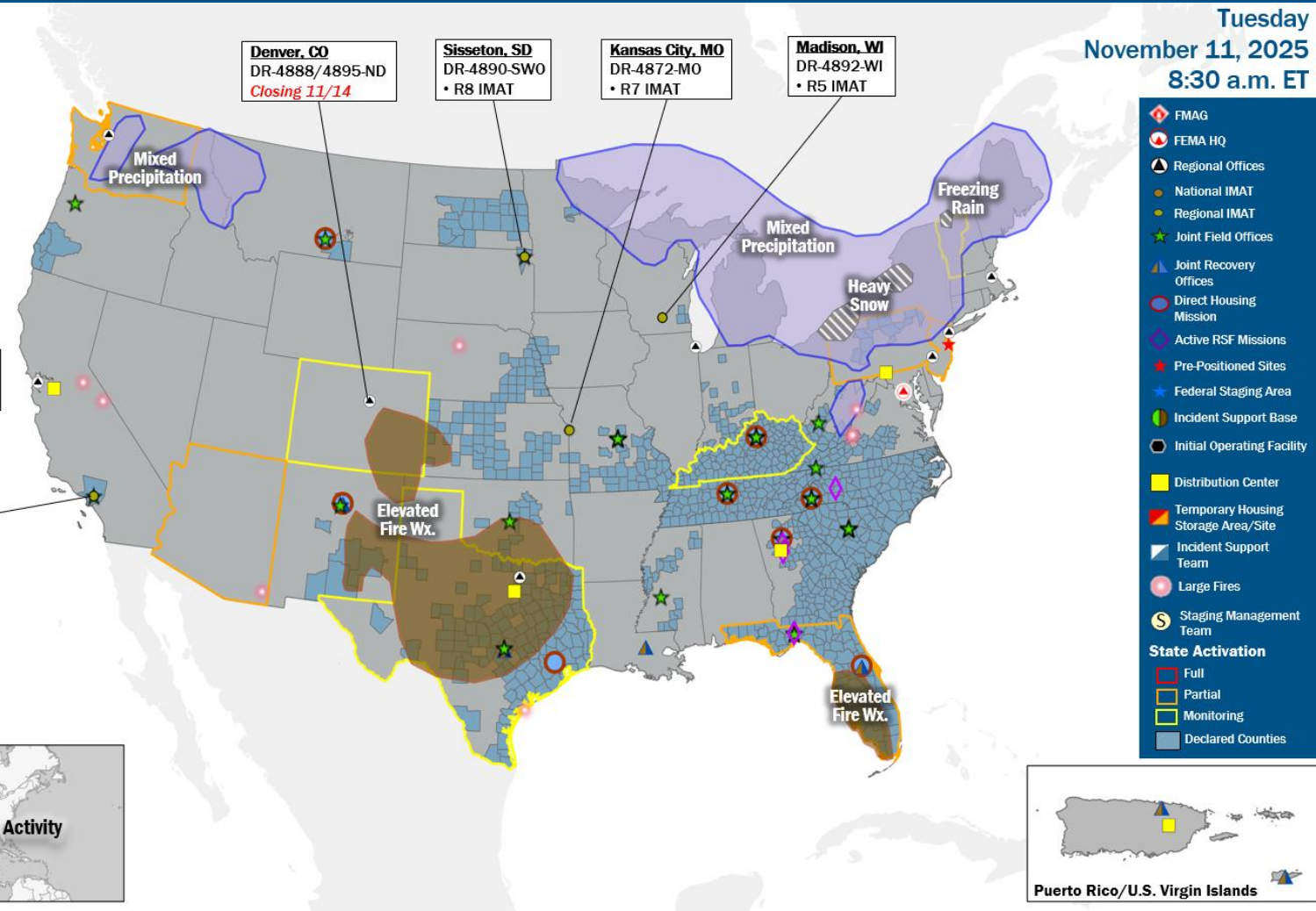
| N-IMATs | |
|---------------------|---------------------------------|
| 2-5 Teams Available | |
| Red | |
| White | |
| Blue | |
| Gold | |
| HS | |
| R-IMATs | |
| ≥ 7 Teams Available | |
| R1 | 1 |
| R2 | 3 |
| R3 | |
| R4 (1) | |
| R4 (2) | |
| R5 | WI (Sep 15) |
| R6 (1) | 2 |
| R6 (2) | |
| R7 | MO (Oct 27) |
| R8 | SD (Sep 22) |
| R9 (1) | CA (Jan 8) |
| R9 (2) | |
| R10 | AK (Oct 12) |
| | Fully Mission Capable (FMC) |
| | Partially Mission Capable (PMC) |
| | Not Mission Capable (NMC) |
| | Deployed |

| REGIONAL BREAKDOWN | | | | |
|--------------------|-----|----|----|-----|
| | JFO | DR | EM | JRO |
| R1 | 0 | 0 | 0 | 0 |
| R2 | 0 | 0 | 0 | 2 |
| R3 | 2 | 6 | 1 | 0 |
| R4 | 7 | 18 | 5 | 1 |
| R5 | 0 | 3 | 0 | 0 |
| R6 | 3 | 7 | 1 | 3 |
| R7 | 1 | 11 | 0 | 0 |
| R8 | 2 | 5 | 0 | 0 |
| R9 | 1 | 1 | 0 | 0 |
| R10 | 1 | 2 | 0 | 0 |

Anchorage, AK
Coastal Flooding
• R10 IMAT

Pasadena, CA
DR-4856-CA
• R9 IMAT-1

No Tropical Activity



IM Workforce
11,701 Assigned
4,411 (+64) Unavailable
3,653 (-42) Deployed
31% / 3,637 (-22) Available

IM Cadre Availability
11 Cadres ≤ 25% Availability

Civil Rights: 20% (20/101); Disability Integration: 17% (3/18); External Affairs: 21% (63/302); Environmental Planning and Historic Preservation: 11% (71/668); Field Leadership: 12% (15/122); Financial Management: 23% (43/184); Hazard Mitigation: 14% (108/782); Human Resources: 25% (40/159); Public Assistance: 21% (433/2,063); Planning: 14% (51/359); Safety: 21% (19/90)

MERS
≥ 66%

36 Assigned
6 Unavailable
0 Deployed

30 Available

US&R
≥ 66%

28 Assigned
0 Unavailable
0 Deployed

28 Available

FCO
2 Type I

38 Assigned
3 Unavailable
32 (19 FCOR) Deployed

3 Available

Joint Preliminary Damage Assessments

| Region | State / Location | Incident | IA | Number of Counties | | Start - End |
|--------|------------------|---|----|--------------------|-----------|-------------|
| | | | PA | Requested | Completed | |
| 6 | PATN* | Severe Storms and Flooding Sep 28-29 | IA | 1 | 0 | N/A |
| | | | PA | 1 | 0 | TBD - TBD |

*Pueblo of Acoma Tribal Nation



FEMA

Declaration Requests in Process – 6

| State / Tribe / Territory – Incident Description | Type | IA | PA | HM | Requested |
|---|------|----|----|----|-----------|
| OK – Severe Storms, Tornadoes, Straight-line Winds, and Flooding (Appeal) | DR | | X | X | Aug 19 |
| KS – Severe Storms, Straight-line Winds, Tornadoes, and Flooding | DR | | X | X | Sep 17 |
| RST* – Severe Storm, Straight-line Winds, and Tornado (Appeal) | DR | X | X | X | Sep 18 |
| CO – Lee and Elk Fires, Flooding, and Mudslides | DR | | X | X | Sep 26 |
| MT – Water Systems Failure | EM | | X | | Oct 22 |
| AZ – Severe Storms and Flooding | DR | | X | X | Oct 24 |

*Rosebud Sioux Tribe



FEMA



FEMA

Helping people before, during, and after disasters.



Scan to subscribe to this briefing.