

FEMA National Watch Center

Daily Operations Briefing

Monday, November 11, 2024

8:30 a.m. ET



FEMA

National Current Ops / Monitoring

New Significant Incidents / Ongoing Ops

- No new significant incidents / operations

Hazard Monitoring

- Excessive Rainfall – Pacific Northwest
- Tropical Activity:
 - Atlantic:
 - Disturbance 1: Medium (40%)
 - Western Pacific:
 - Tropical Storm Man-Yi

Disaster Declaration Activity

- No new declaration activity

Event Monitoring

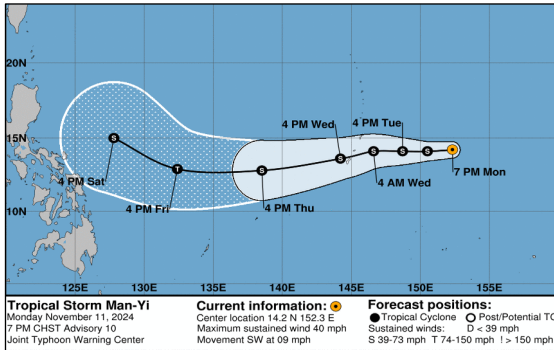
- No significant events



FEMA

Tropical Outlook


Western Pacific



Tropical Storm Man-Yi: (Advisory #10, as of 4:00 a.m. ET)

- See next slide

Central Pacific



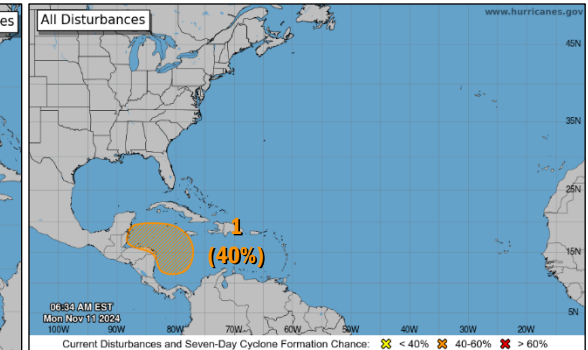
- No tropical cyclones expected during the next 7 days

Eastern Pacific



- No tropical cyclones expected during the next 7 days

Atlantic



Disturbance 1: (as of 7:00 a.m. ET)

- Located over the SW Caribbean Sea
- A tropical depression could form late this week or this weekend
- Formation chance: 48-hour – Low (near 0%); 7-day – Medium (40%)



FEMA

Tropical Storm Man-Yi – Western Pacific

Situation: (Advisory #10, as of 4:00 a.m. ET)

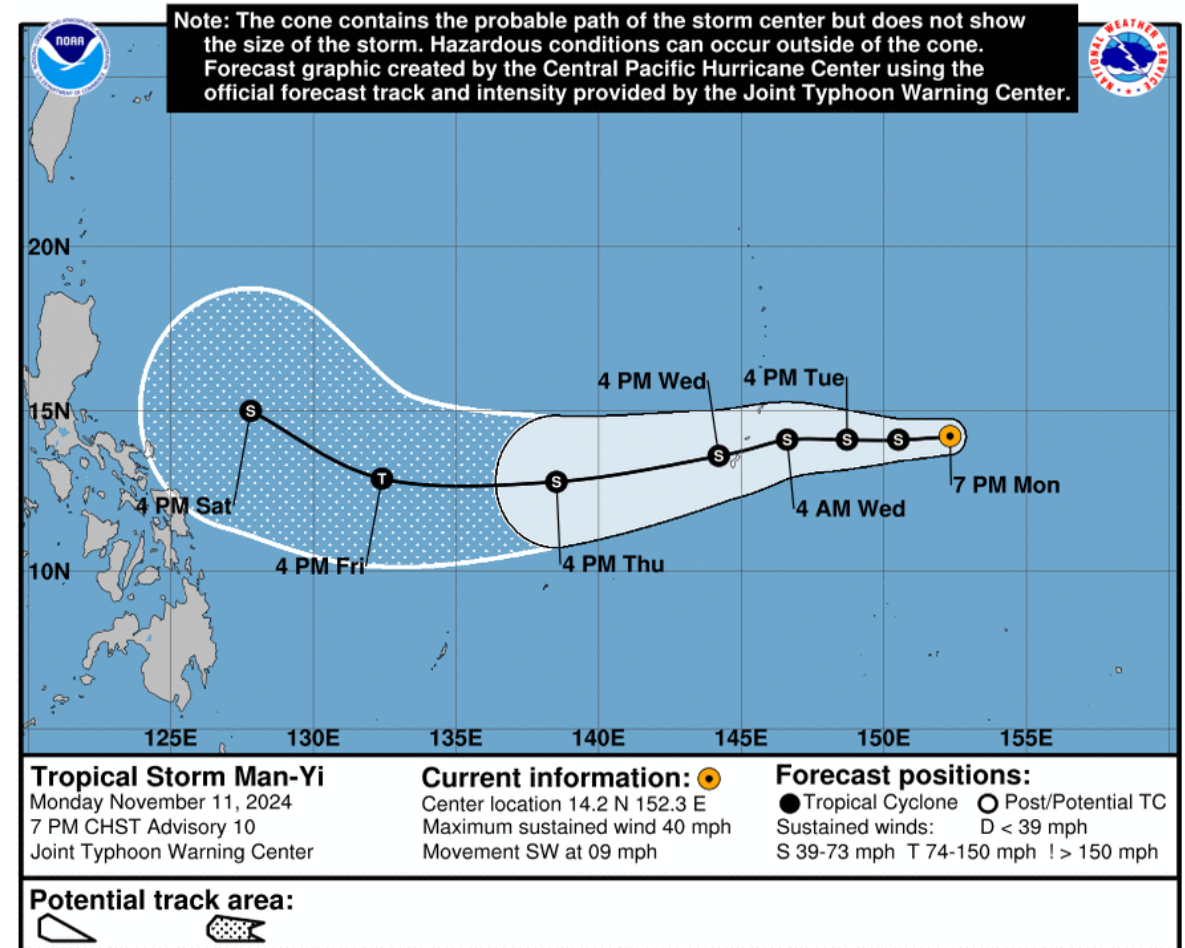
- Located **470** miles E of Guam
- Moving **SSW** at **10** mph
- Maximum sustained winds of **40** mph
- Man-Yi is forecast to **intensify through Tuesday**
- A **tropical storm watch** is in effect for **Guam, Rota, Tinian, and Saipan**

Hazards Affecting Land:

Winds: 39 mph or higher expected to reach the islands late Tuesday night into Wednesday morning

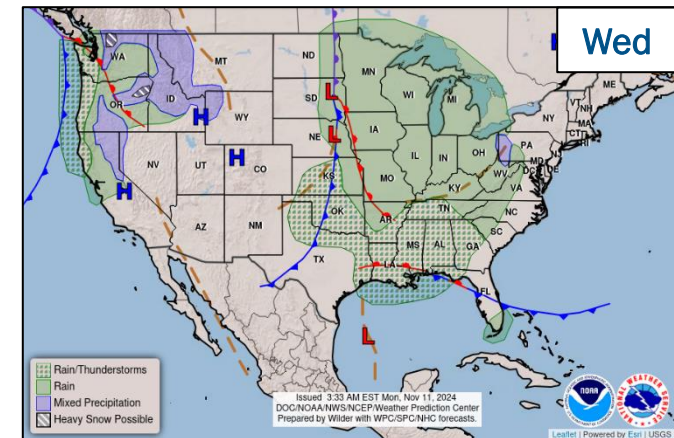
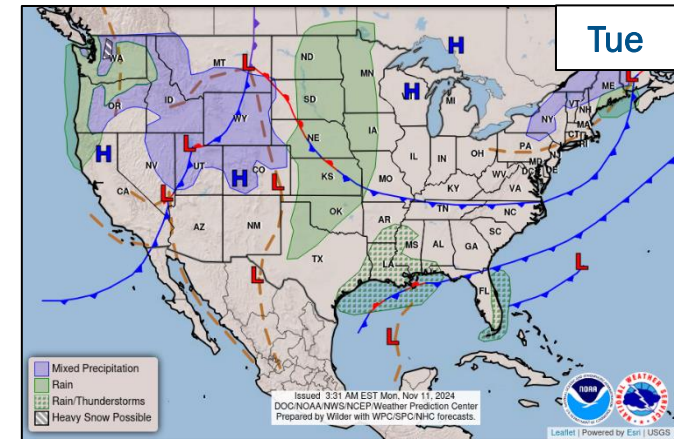
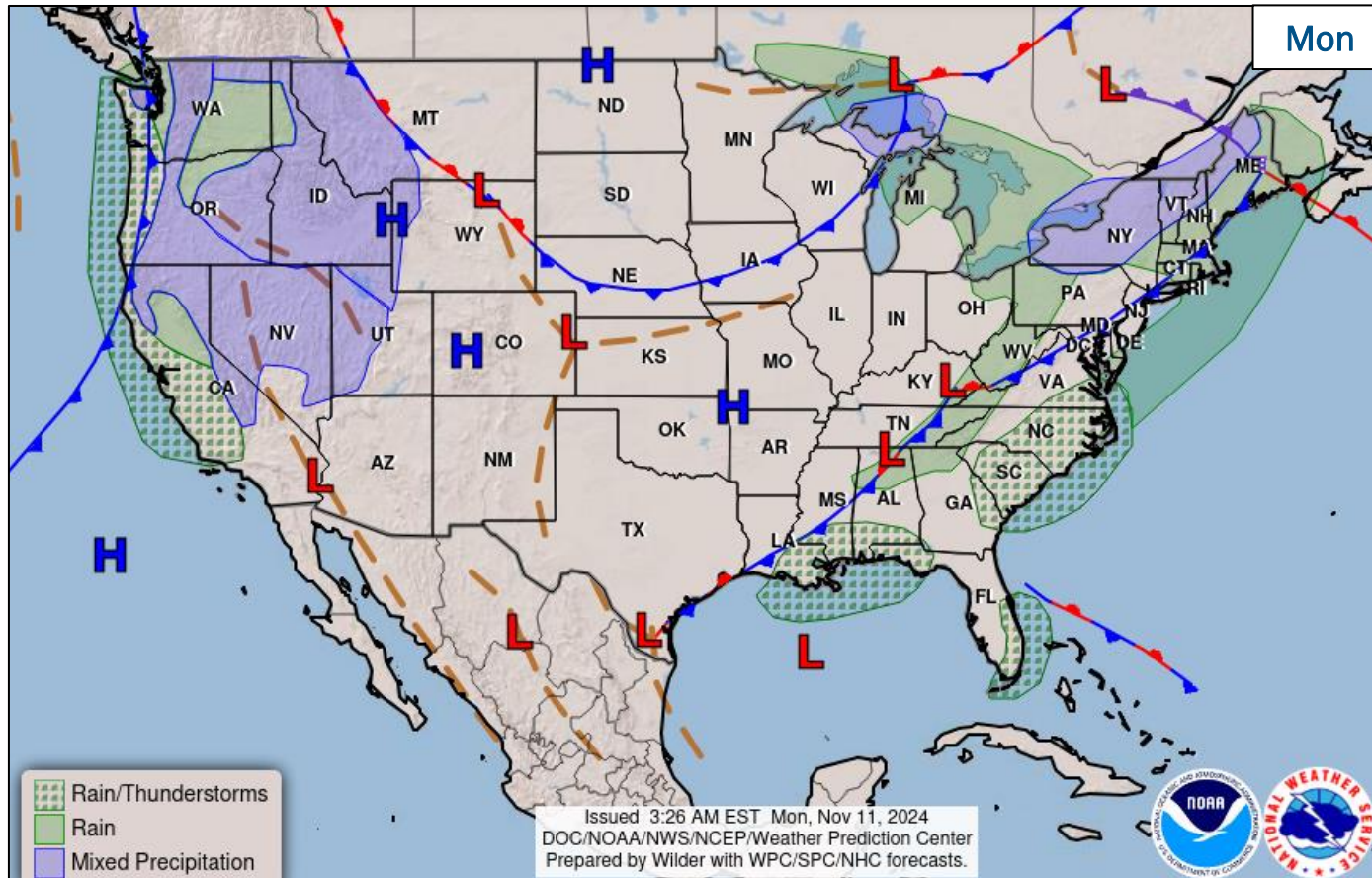
Rainfall: 3 to 6 inches of rainfall is possible across the Marianas

Surf: High surf of 9 feet or higher is likely for east-facing reefs. Increasing winds and surf may lead to localized coastal inundation up to a foot along windward shores.



FEMA

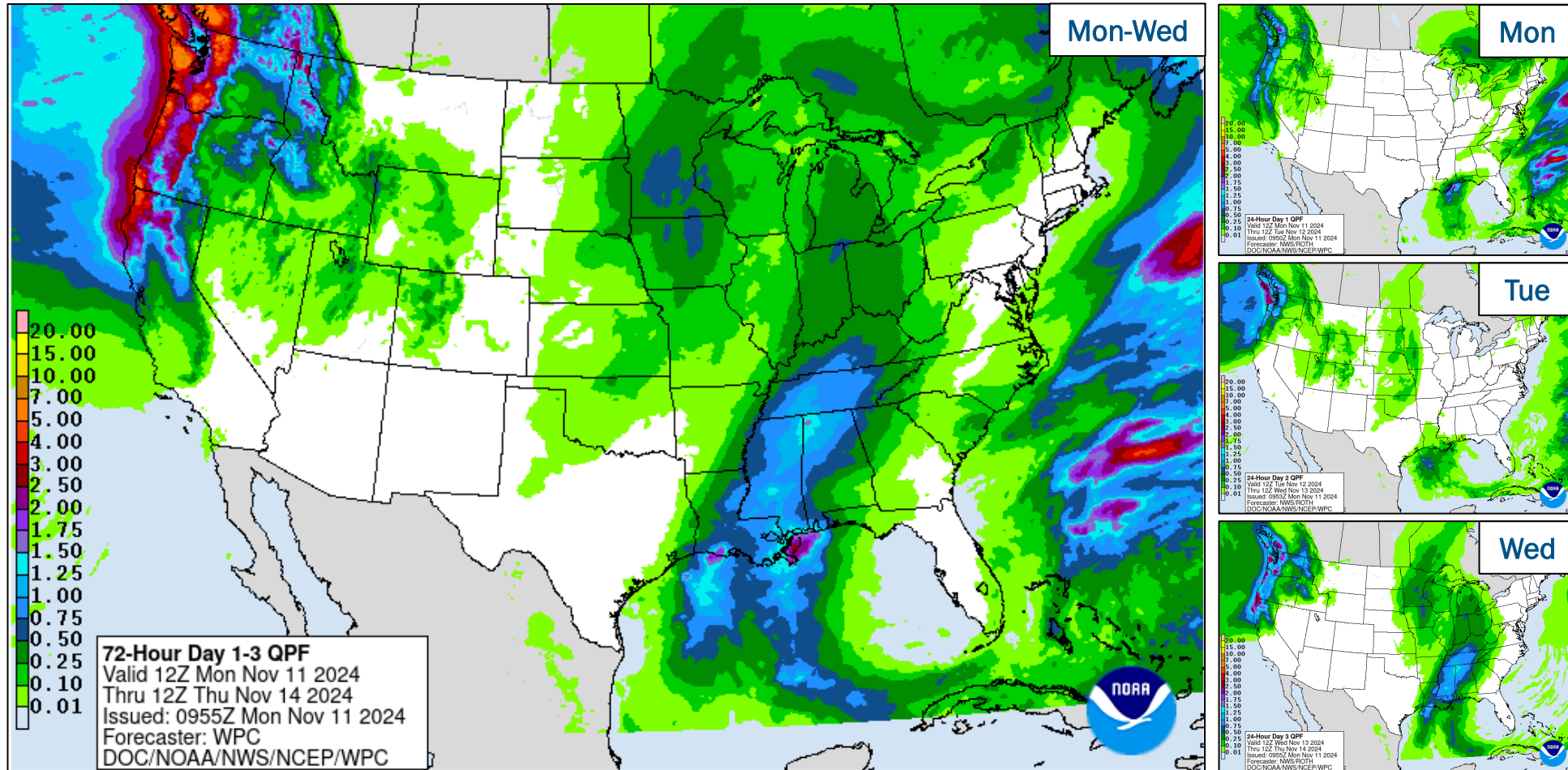
National Weather Forecast



FEMA

National Watch Center

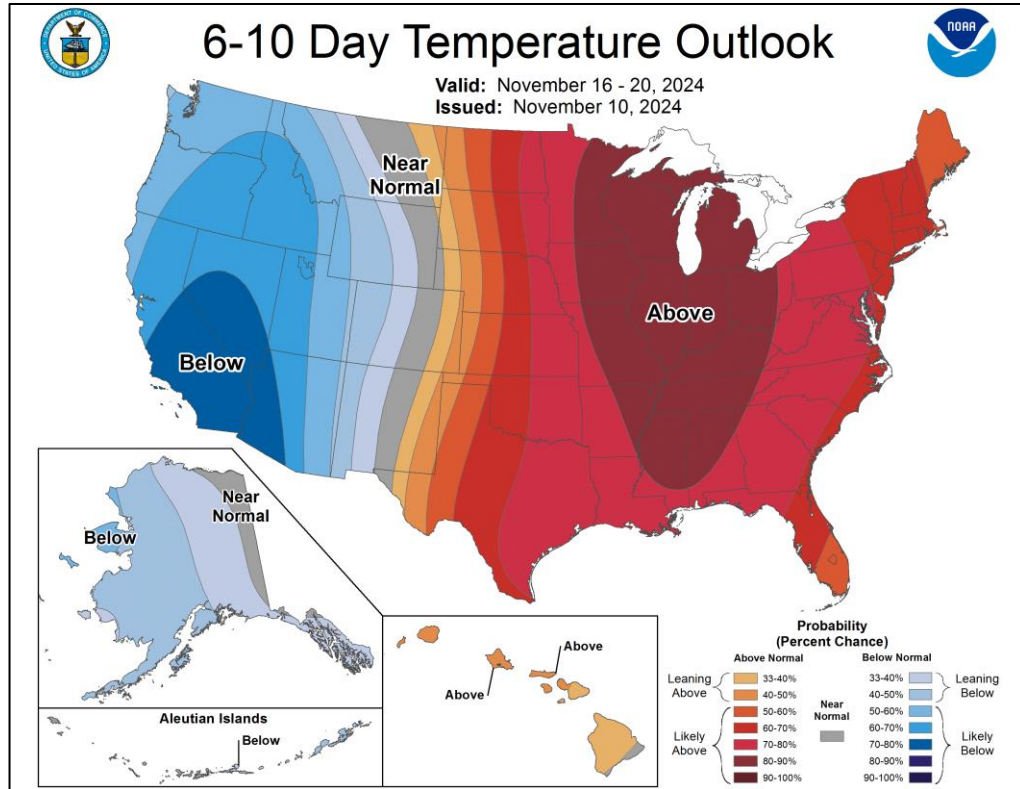
Precipitation Forecast



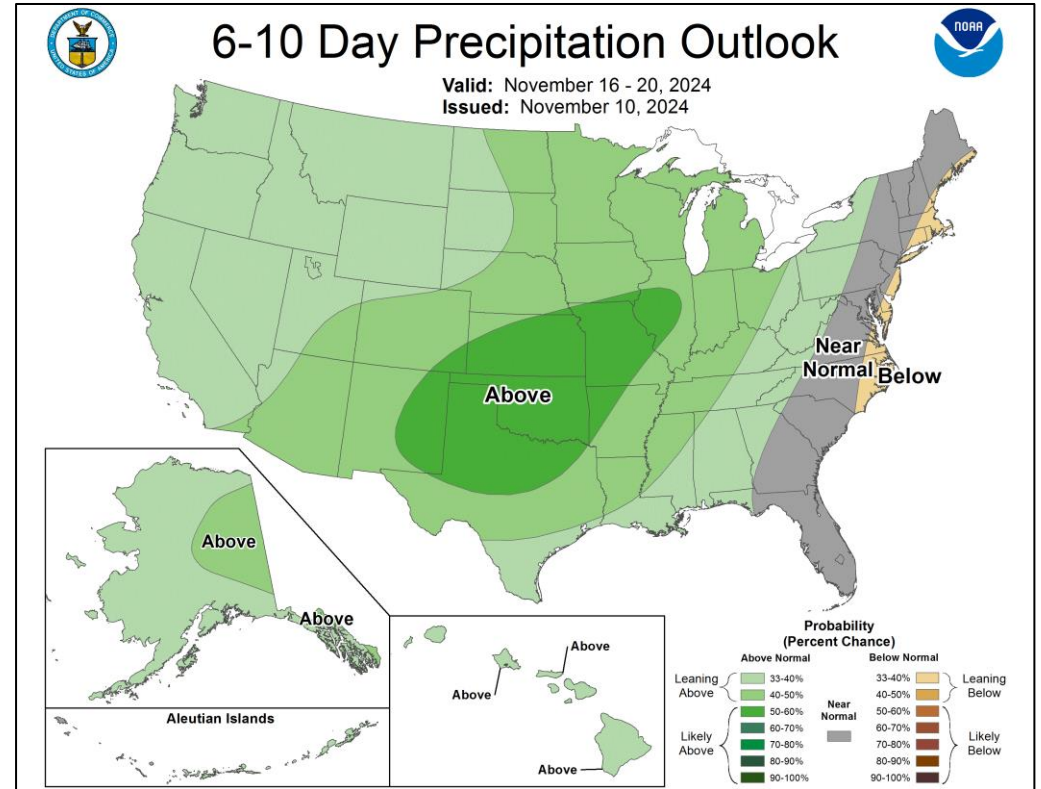
FEMA

National Watch Center

Long Range Outlooks – Nov 16-20



6-10 Day Temperature Probability



6-10 Day Precipitation Probability



FEMA

Wildfire Summary

Fire Name (County, ST)	FMAG #	Acres Burned	Percent Contained	Evacuations	Structures (Homes / Other)			Fatalities / Injuries
					Threatened	Damaged	Destroyed	
Mountain Fire (Ventura, CA)	5545-FM-CA	20,630	31% (+10)	M: 2,912 (-3,354)	H: 7,000 (-4,097)	H: 53 (+35)	H: 131 (+50)	0 / 6
				V: 0	O: 4,394 (+4,154)	O: 14 (+14)	O: 37 (+14)	

(Evacuations: M = Mandatory / V = Voluntary; Structures: H = Homes and Mixed Commercial/Residential / O = Non-residential Commercial/Other Minor Structures)



FEMA

FEMA Common Operating Picture

31 + **3** Supporting **104** + **15** Major Disasters Emergency Declarations | **18** Direct Housing Missions **24** RSF-Supported Disasters **6** Joint Recovery Offices

Monday
November 11, 2024
8:30 a.m. ET

FEMA HQ	
NWC	NRCC
Monitoring	Steady State
FEMA REGIONS	
Watch	RRCC
Monitoring	I Rostered
Monitoring	II Rostered
Monitoring	III Rostered
Monitoring	IV Level III
Monitoring	V Rostered
Monitoring	VI Rostered
Monitoring	VII Rostered
Monitoring	VIII Rostered
Monitoring	IX Rostered
Monitoring	X Rostered

N-IMATs	
2 Teams Available	
Red	Demobilizing
White	NC (Sep 30)
Blue	FL (Sep 23)
Gold	Reconstituting
HS	

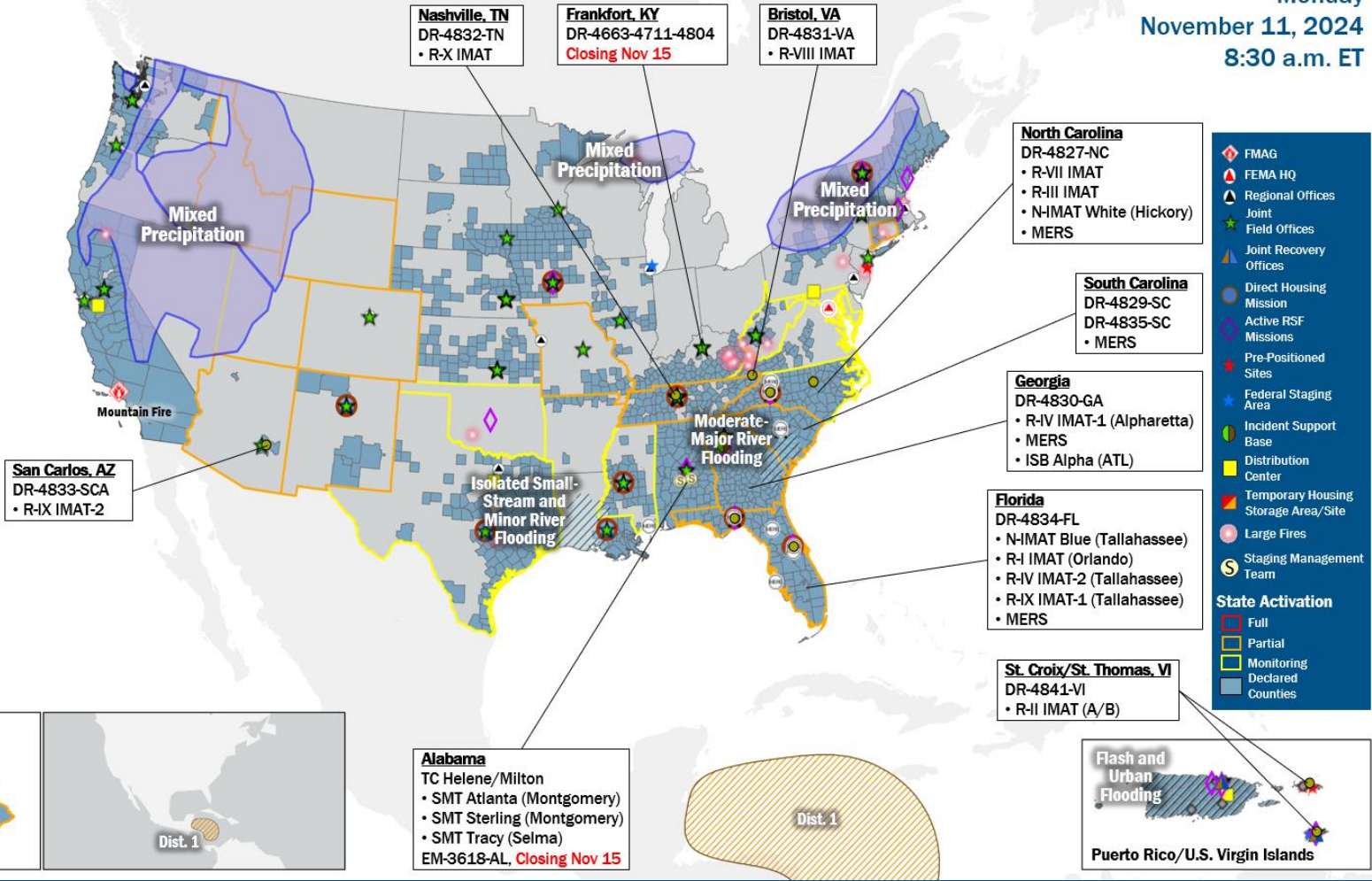
R-IMATs	
≤ 3 Teams Available	
I	FL (Oct 7)
II	USVI (Oct 30)
III	NC (Sep 29)
IV-1	GA (Oct 5)
IV-2	FL (Oct 6)
V	
VI-1	1
VI-2	Demobilizing
VII	NC (Sep 25)
VIII	VA (Sep 24)
IX-1	FL (Oct 11)
IX-2	AZ (Oct 8)
X	TN (Sep 29)

- Notes:**
- NRCC/RWCs/RRCCs:**
- RIV RRCC: TC Helene/Milton
- State EOCs:**
- OK/NM/CO: Severe Weather
 - HI/OK/ID/CT/: Wildfires
 - AZ: SW Border
 - CO: US-50 closure
 - AZ/MO/SC/GA: Flooding
 - WV: Drought
 - FL/MD: TC Milton
 - FL/MS/NC/TN/VA/WV: TC Helene
 - TX: Tropical Activity
 - AZ/WY: Election Monitoring
 - UT: EMAC Deployment

Volunteer Force	
Rostered	Deployed
7,840	4
Surge Capacity Force	
Rostered	Deployed
8,908 (+1)	841

Fully Mission Capable (FMC)
Partially Mission Capable (PMC)
Not Mission Capable (NMC)
Deployed

REGIONAL BREAKDOWN				
	JFO/VJFO	DR	EM	JRO
I	3/0	18	2	0
II	3/1	7	0	2
III	1/0	5	1	0
IV	8/0	28	12	1
V	2/0	4	0	0
VI	3/0	6	0	3
VII	4/0	13	0	0
VIII	1/1	3	0	0
IX	3/1	12	0	0
X	3/0	8	0	0



- FMAG
- FEMA HQ
- Regional Offices
- Joint Field Offices
- Joint Recovery Offices
- Direct Housing Mission
- Active RSF Missions
- Pre-Positioned Sites
- Federal Staging Area
- Incident Support Base
- Distribution Center
- Temporary Housing Storage Area/Site
- Large Fires
- Staging Management Team
- State Activation**
- Full
- Partial
- Monitoring
- Declared
- Counties

IM Workforce
14,023 (+4) Assigned
3,904 (+28) Unavailable
9,313 (-3) Deployed
6% / 806 (-21) Available

IM Cadre Availability
21 Cadres ≤ 25% Availability
Acquisitions: 15% (34/225); Civil Rights: 19% (32/169); Disaster Emergency Communications: 11% (41/389); Disaster Field Training Operations: 17% (17/98); Disability Integration: 7% (3/42); Disaster Survivor Assistance: 6% (75/1,203); External Affairs: 5% (26/512); Environmental Planning and Historic Preservation: 5% (44/841); Field Leadership: 7% (7/148); Financial Management: 11% (27/238); Hazard Mitigation: 3% (38/1,209); Human Resources: 4% (7/179); Individual Assistance: 2% (59/2,618); Interagency Recovery Coordination: 15% (47/318); Information Technology: 5% (32/709); Logistics: 1% (21/1,659); Operations: 7% (26/357); Public Assistance: 9% (195/2,287); Planning: 1% (6/449); Safety: 11% (10/95); Security: 12% (17/139)

MERS
<33%
36 Assigned
0 Unavailable
25 (-2) Deployed
11 (+2) Available

US&R
>66%
28 Assigned
2 Unavailable
0 Deployed
26 Available

FCO
≤1 Type I
52 Assigned
5 Unavailable
47 (31 FCO) Deployed
0 Available

Declaration Requests in Process – 14

State / Tribe / Territory – Incident Description	Type	IA	PA	HM	Requested
OH – Train Derailment	DR	X	X	X	Jul 3, 2023
NY – Severe Storms, Tornadoes, Straight-line Winds, and Flooding	EM		X		Jul 20
MI – Severe Storm and Tornadoes (APPEAL)	DR	X		X	Sep 11
CTM* – Severe Storm and Straight-line Winds	DR	X		X	Oct 7
ID – Gwen Fire	DR	X		X	Oct 9
PR – Tropical Storm Ernesto	DR		X	X	Oct 15
CTCR** – Swawilla Fire and Bridge Creek Fire	DR		X	X	Oct 15
WY – Severe Storms, Straight-line Winds, and resulting Wildfires	DR		X	X	Oct 16
OR – Wildfires	DR		X	X	Oct 21
AK – Landslide	DR		X	X	Oct 24
KY – Severe Storms, Straight-line Winds, Flooding, Landslides, and Mudslides	DR		X	X	Oct 24
WV – Remnants of Hurricane Helene	DR	X		X	Oct 25
NVKI*** – Severe Storm and Flooding	DR	X	X	X	Nov 4
NVKW**** – Severe Storm and Flooding	DR	X	X	X	Nov 4

*Crow Tribe of Montana, **Confederated Tribes of the Colville Reservation, ***Native Village of Kipnuk, ****Native Village of Kwigillingok



FEMA

National Watch Center



FEMA

Helping people before, during, and after disasters.



Scan to subscribe to this briefing.