

FEMA National Watch Center

Daily Operations Briefing

Friday, November 10, 2023

8:30 a.m. ET



FEMA

National Current Ops / Monitoring

New Significant Incidents / Ongoing Ops

- No significant incidents / operations

Hazard Monitoring

- Mixed Precipitation – Pacific Northwest, Great Lakes, Southern Rockies to the Southeast and Northeast
- Critical Fire Weather – California
- Heavy Snow – Washington
- Tropical Activity
 - Atlantic:
 - Disturbance 1: Low (20%)

Disaster Declaration Activity

- Request: Major Disaster Declaration – RI
- Request: Major Disaster Declaration – PA

Event Monitoring

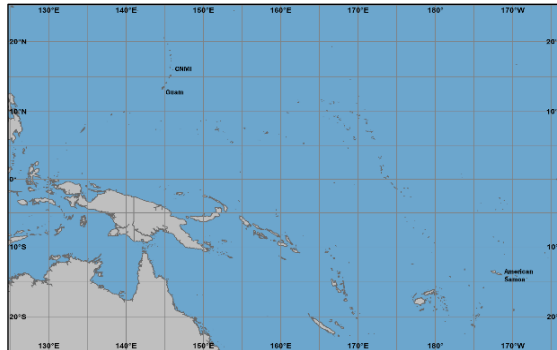
- No significant events



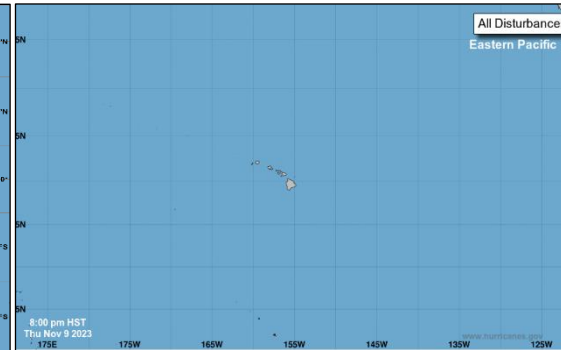
FEMA

Tropical Outlook

Western Pacific



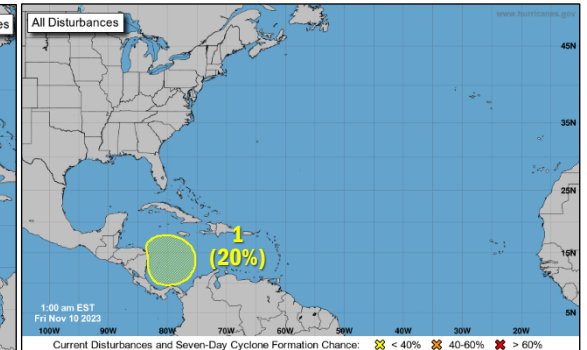
Central Pacific



Eastern Pacific



Atlantic



- No areas of concern for Guam, the Commonwealth of the Northern Mariana Islands or American Samoa

- No tropical cyclones expected during the next 7 days

- No tropical cyclones expected during the next 7 days

Disturbance 1:

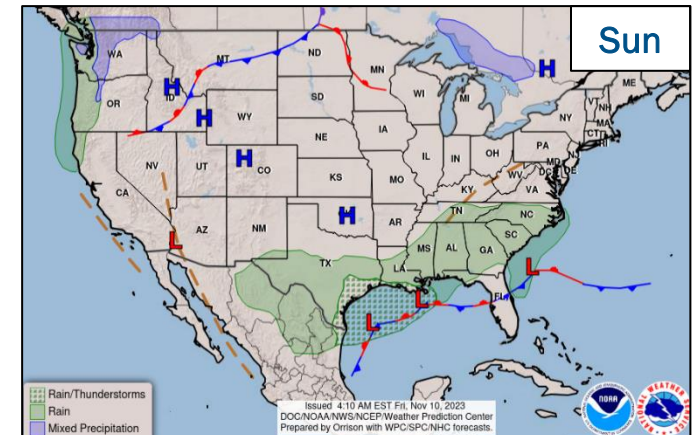
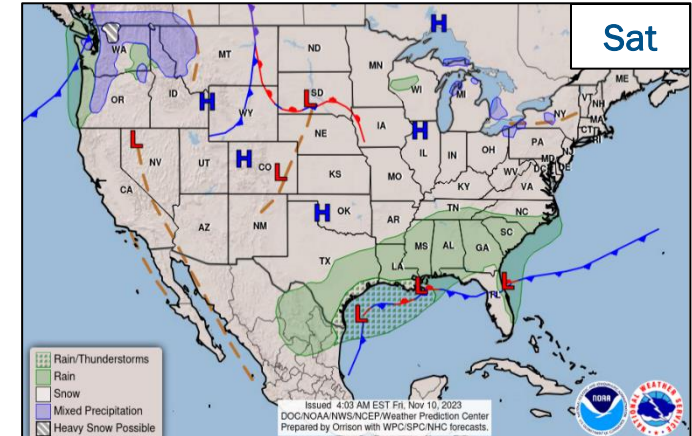
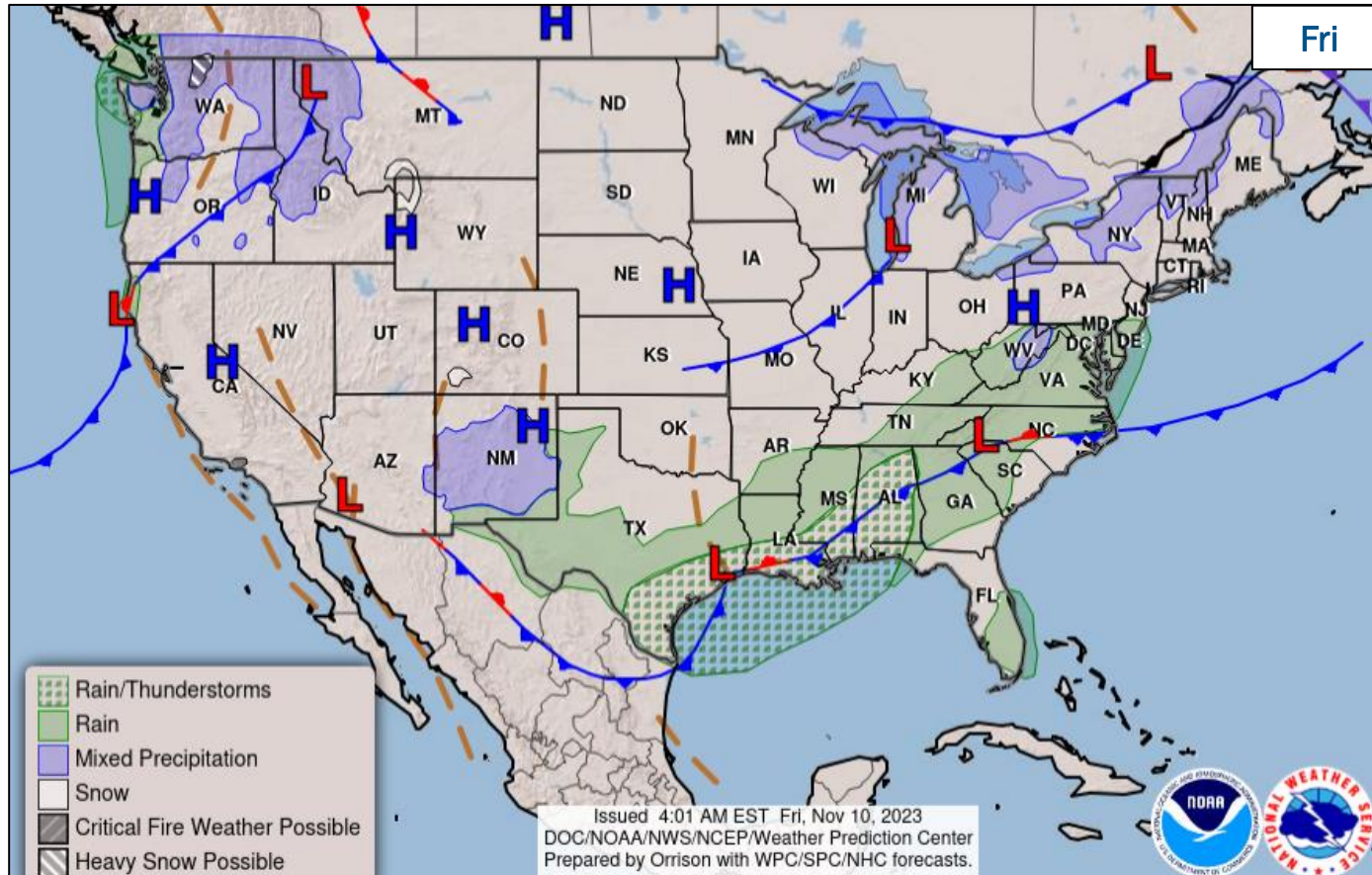
- Located over the SW Caribbean Sea
- Gradual development possible
- Formation chance – 48-hour: Low (near 0%); 7-day: Low (20%)



FEMA

National Watch Center

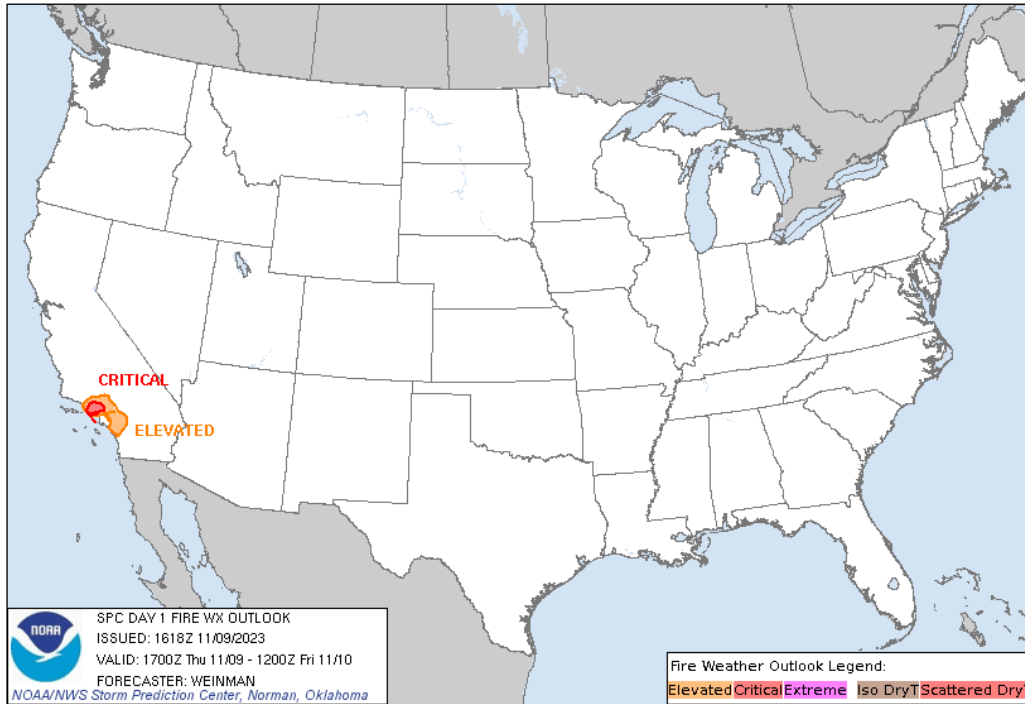
National Weather Forecast



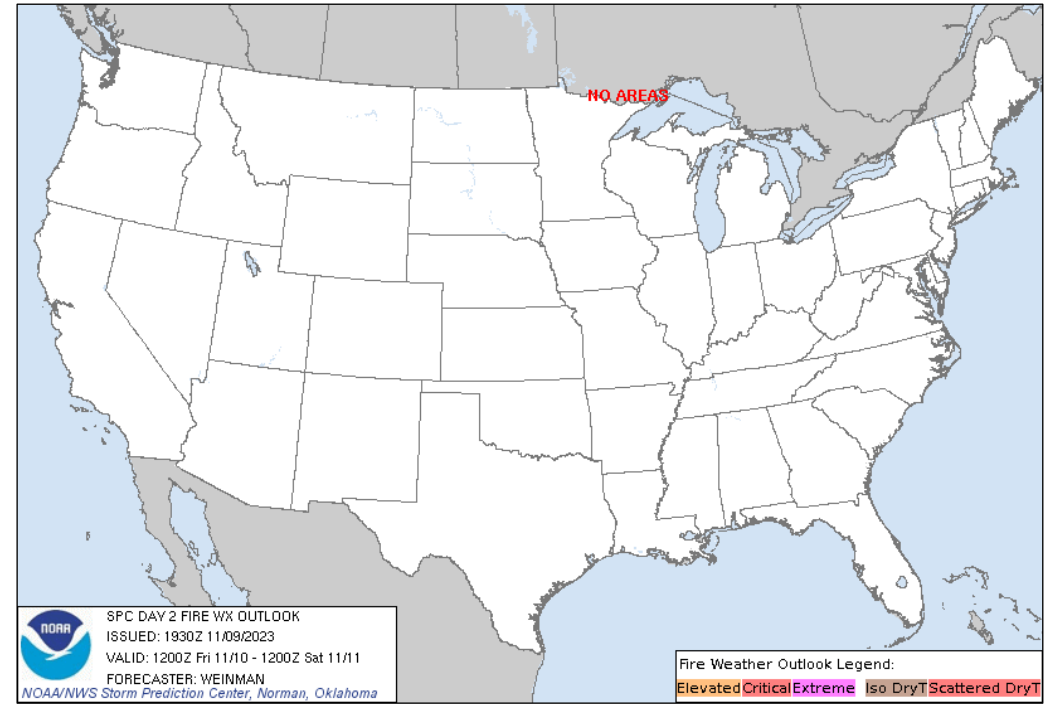
FEMA

National Watch Center

Fire Weather Outlook



Today



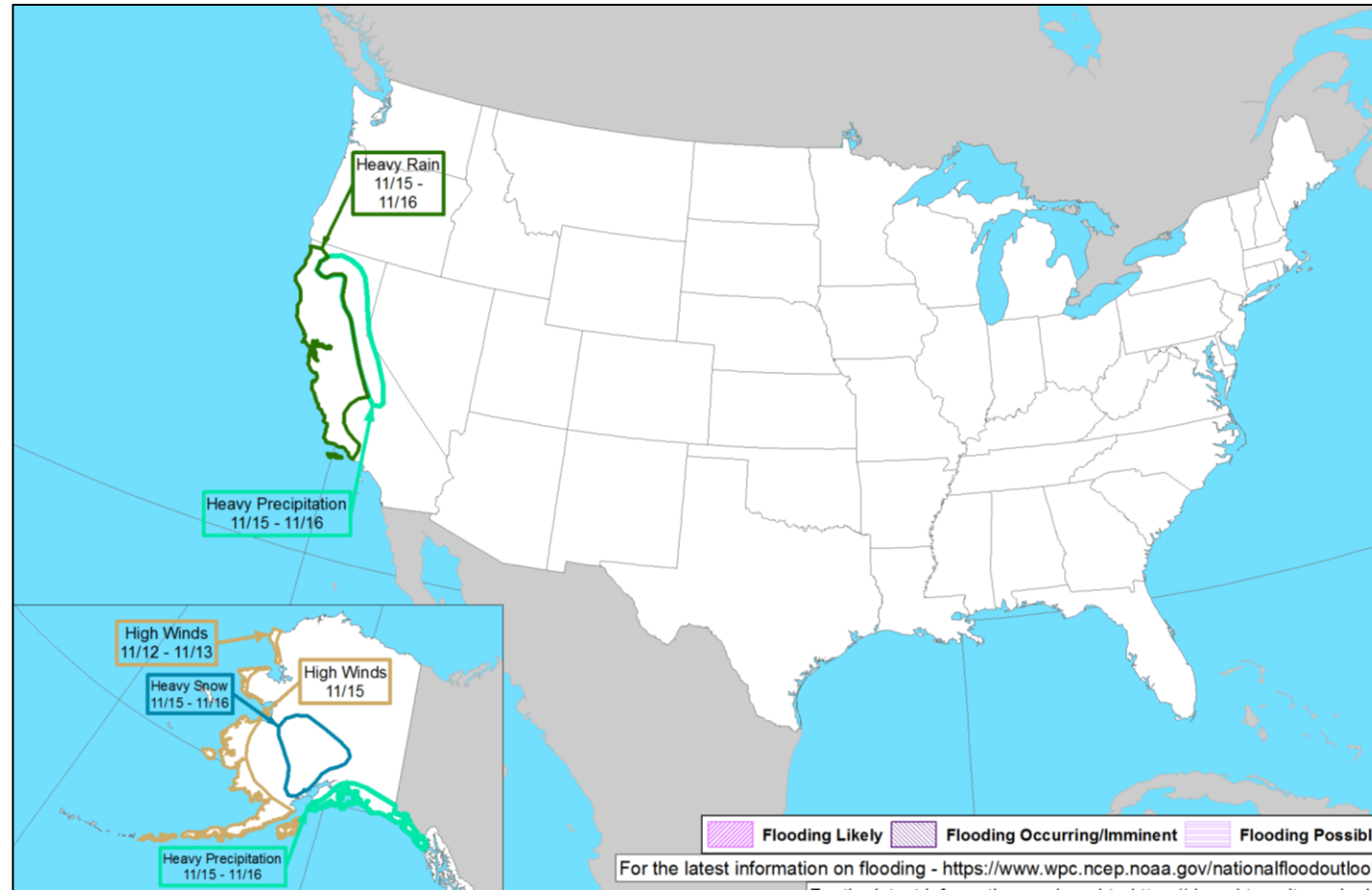
Tomorrow



FEMA

National Watch Center

Hazards Outlook – Nov 12-16





FEMA

Space Weather Outlook

Minor	Space Weather Activity	Geomagnetic Storms	Solar Radiation	Radio Blackouts
Past 24 Hours	None	None	None	None
Next 24 Hours	Moderate	G2	None	None

For further information on NOAA Space Weather Scales refer to: <http://www.swpc.noaa.gov/noaa-scales-explanation>
 For further information on Sunspot Activity refer to: <https://www.swpc.noaa.gov/phenomena/sunspotssolar-cycle>



FEMA

FEMA Common Operating Picture

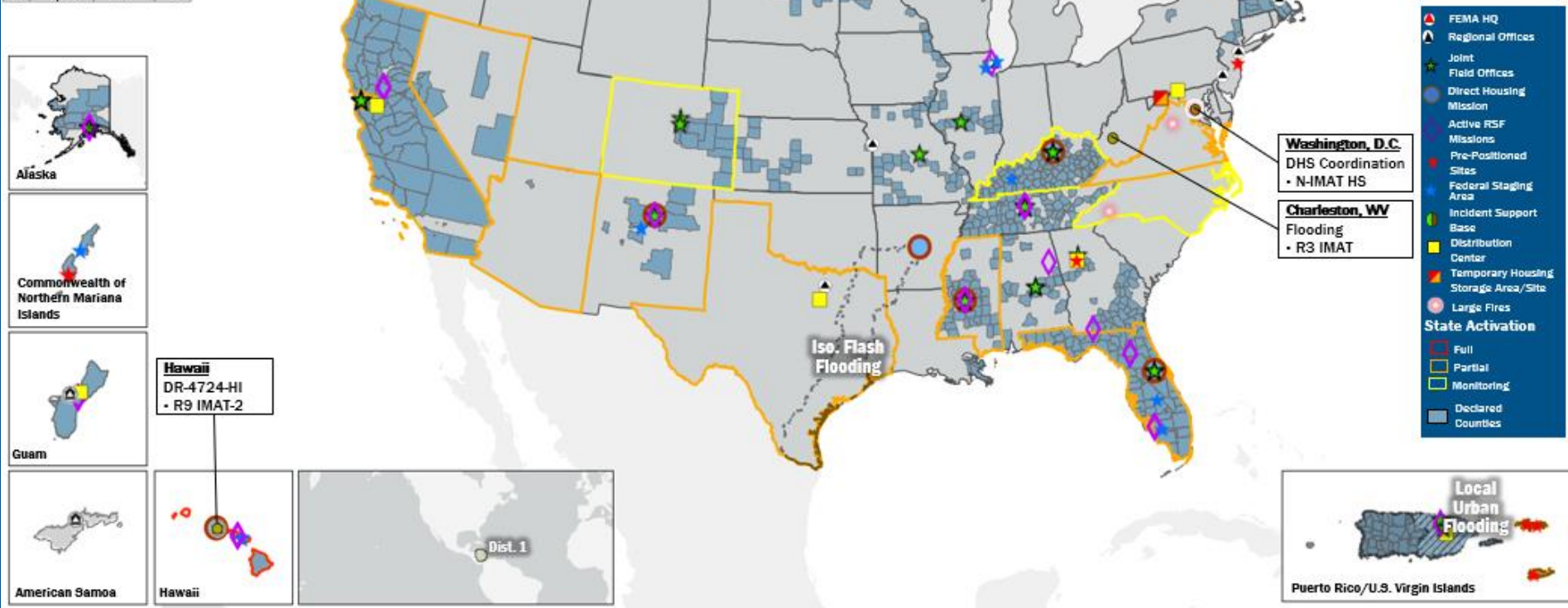
16 + 7 Joint Field Offices Virtual Joint Field Offices Supporting
70 + 4 Major Disasters Emergency Declarations
9 Direct Housing Missions
27 RSF-Supported Disasters

Friday
 November 10, 2023
 8:30 a.m. ET

FEMA HQ	
NWC	NRCC
Monitoring	Activated
FEMA REGIONS	
Watch	RRCC
Monitoring	I Rostered
Monitoring	II Rostered
Monitoring	III Rostered
Monitoring	IV Rostered
Monitoring	V Rostered
Monitoring	VI Rostered
Monitoring	VII Rostered
Monitoring	VIII Rostered
Monitoring	IX Rostered
Monitoring	X Rostered
Notes:	
RWCs/RRCCs/IMATs: NRCC/N-IMAT HS: DHS Coordination	STATE EOCs: MS: Severe Weather FL: TC Idalia TX: Ongoing Threats CO: Avian Influenza/ Fremont Co. Return to Nature AZ/CO: SW Border CA/HI/KY/NC/VA: Wildfires CA/NV: TC Hilary VI: Potable Water
Surge Capacity Force	
Rostered 8,397	Deployed 0

N-IMATs	
2-5 Teams Available	
Red	
White	
Blue	
Gold	
HS	DC
R-IMATs	
≥ 7 Teams Available	
I	
II	
III	WV
IV-1	
IV-2	2
V	
VI-1	
VI-2	1
VII	3
VIII	Reconstituting
IX-1	Personnel
IX-2	HI
X	Personnel
	Fully Mission Capable (FMC)
	Partially Mission Capable (PMC)
	Not Mission Capable (NMC)
	Deployed

REGIONAL BREAKDOWN			
	JFO/VJFO	DR	EM
I	3/0	10	2
II	1/1	4	0
III	0/0	0	0
IV	6/1	20	1
V	2/0	2	0
VI	1/2	1	1
VII	1/0	3	0
VIII	1/1	4	0
IX	0/1	15	0
X	1/1	11	0



IM Workforce

13,632 (+1) Assigned
 4,220 (-6) Unavailable
 5,604 (-63) Deployed

28% (+1) / 3,808 (+70) Available

IM Cadre Availability

13 Cadres ≤ 25% Availability

Civil Rights: 24% (33/138); Disability Integration: 19% (10/54); Environmental Planning and Historic Preservation: 17% (142/819); Field Leadership: 11% (15/138); Hazard Mitigation: 18% (214/1,214); Human Resources: 20% (35/179); Interagency Recovery Coordination: 19% (54/291); Logistics: 23% (352/1,518); Operations: 18% (61/346); Public Assistance: 11% (238/2,195); Planning 13% (61/467); Safety: 20% (16/82); Security: 22% (29/134)

MERS

> 66%

36 Assigned
 0 Unavailable
 0 Deployed

36 Available

US&R

> 66%

28 Assigned
 1 Unavailable
 0 Deployed

27 Available

FCO

≤ 1 Type I

50 Assigned
 9 Unavailable
 37(+1) (26 FOCR) Deployed

4 (+1) Available

Joint Preliminary Damage Assessments

Region	State / Location	Incident	IA	Number of Counties		Start - End
			PA	Requested	Complete	
I	MA	Flooding Sep 11-13	IA	2	2	10/10 - 10/27
			PA	4	0	10/10 - TBD
III	PA	Flooding Sep 9-10	IA	1	1	10/2 - 10/4
			PA	3	3 (+3)	9/28 - 11/9
	WV	Flooding Aug 28-30	IA	5	5	9/19 - 9/21
			PA	4	0	10/16 - TBD



FEMA

Declaration Request – Rhode Island

Declaration Type: Major Disaster – RI

Requested: Nov 8

Incident: Severe Storms, Flooding, and Tornadoes

Incident Period: Sep 10-13

Requested:

- **IA:** 1 county



■ IA



FEMA

Declaration Request – Pennsylvania

Declaration Type: Major Disaster – PA
Requested: Nov 8

Incident: Severe Storms and Flooding
Incident Period: Sep 9-10

Requested:

- **IA & PA:** 1 county
- **PA:** 2 counties
- **Hazard Mitigation:** Statewide



- IA/PA
- PA



FEMA

Declaration Requests in Process – 14

State / Tribe / Territory – Incident Description	Type	IA	PA	HM	Requested
MI – Flooding (Appeal)	DR		X	X	Jun 15
OH – Train Derailment	DR	X	X	X	Jul 3
UT – Flooding	DR		X	X	Aug 11
AR – Severe Storms and Flooding	DR	X	X	X	Aug 22
Inupiat Community of the Arctic Slope (ICAS) – Severed Undersea Fiber Optic Line (Appeal)	EM		X		Aug 23
NH – Severe Winter Storm and Snowstorm (Appeal)	DR		X	X	Sep 6
CA – Tropical Storm Hilary	DR		X	X	Sep 14
WA – Wildfires	DR	X	X	X	Oct 4
MI – Severe Storms, Tornadoes, and Flooding	DR	X	X	X	Oct 18
KY – Severe Storms, Tornadoes, Straight-Line Winds, and Flooding (Appeal)	DR	X		X	Oct 23
WV – Severe Storms, Flooding, Landslides, and Mudslides	DR	X		X	Oct 25
IL – Severe Storms and Flooding	DR	X		X	Nov 7
RI – Severe Storms, Flooding, and Tornadoes	DR	X			Nov 8
PA – Severe Storms and Flooding	DR	X	X	X	Nov 9



FEMA



FEMA

Helping people before, during, and after disasters.



Scan to subscribe to this briefing.