

FEMA National Watch Center

# Daily Operations Briefing

Tuesday, November 1, 2022

8:30 a.m. ET



**FEMA**

# National Current Ops / Monitoring

---

## New Significant Incidents / Ongoing Ops

- No significant incidents / operations

## Hazard Monitoring

- Heavy snow – Northern Rockies, Cascades, Sierras
- Tropical Activity:
  - Atlantic:
    - Tropical Storm Lisa
    - Disturbance 1: High (90%)

## Disaster Declaration Activity

- Amendment No. 1 to FEMA-4674-DR-VA
- Amendment No. 12 to FEMA-4652-DR-NM
- Amendment No. 3 to FEMA-4644-DR-VA
- Amendment No. 2 to FEMA-3581-EM-USVI

## Event Monitoring

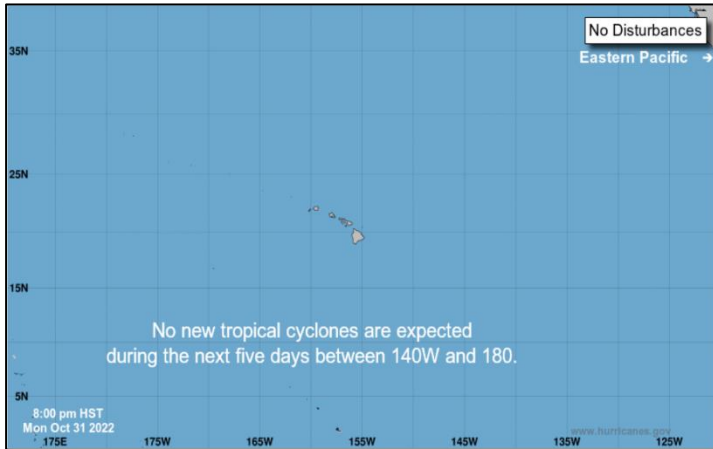
- No significant events



**FEMA**

# Tropical Outlook – Five Day

## Central Pacific



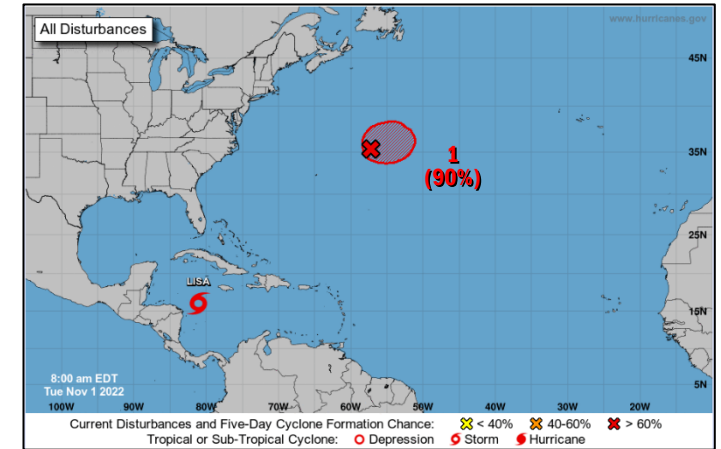
- No tropical cyclones expected during the next 5 days

## Eastern Pacific



- No tropical cyclones expected during the next 5 days

## Atlantic



### Tropical Storm Lisa (Advisory #7A as of 8:00 a.m. ET)

- Located 220 miles S of Grand Cayman
- Moving W at 14 mph
- Maximum sustained winds 45 mph
- Forecast to become a hurricane by early Wednesday over the northwestern Caribbean Sea
- Tropical-storm-force winds extend outward up to 105 miles

### Disturbance 1 (as of 8:00 a.m. ET)

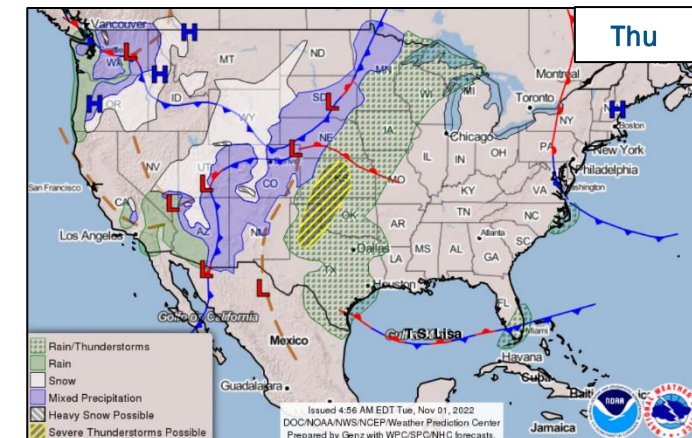
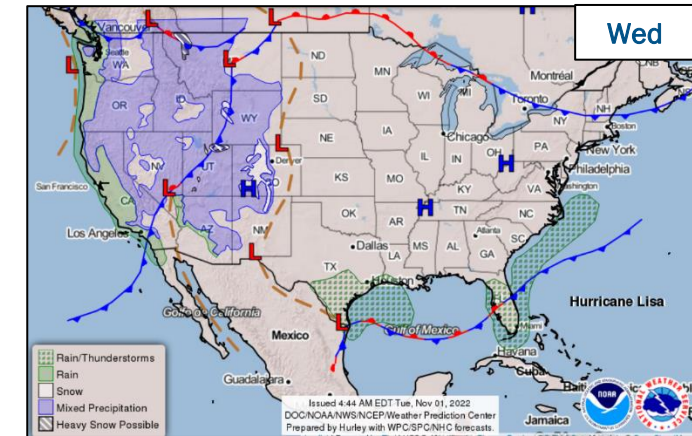
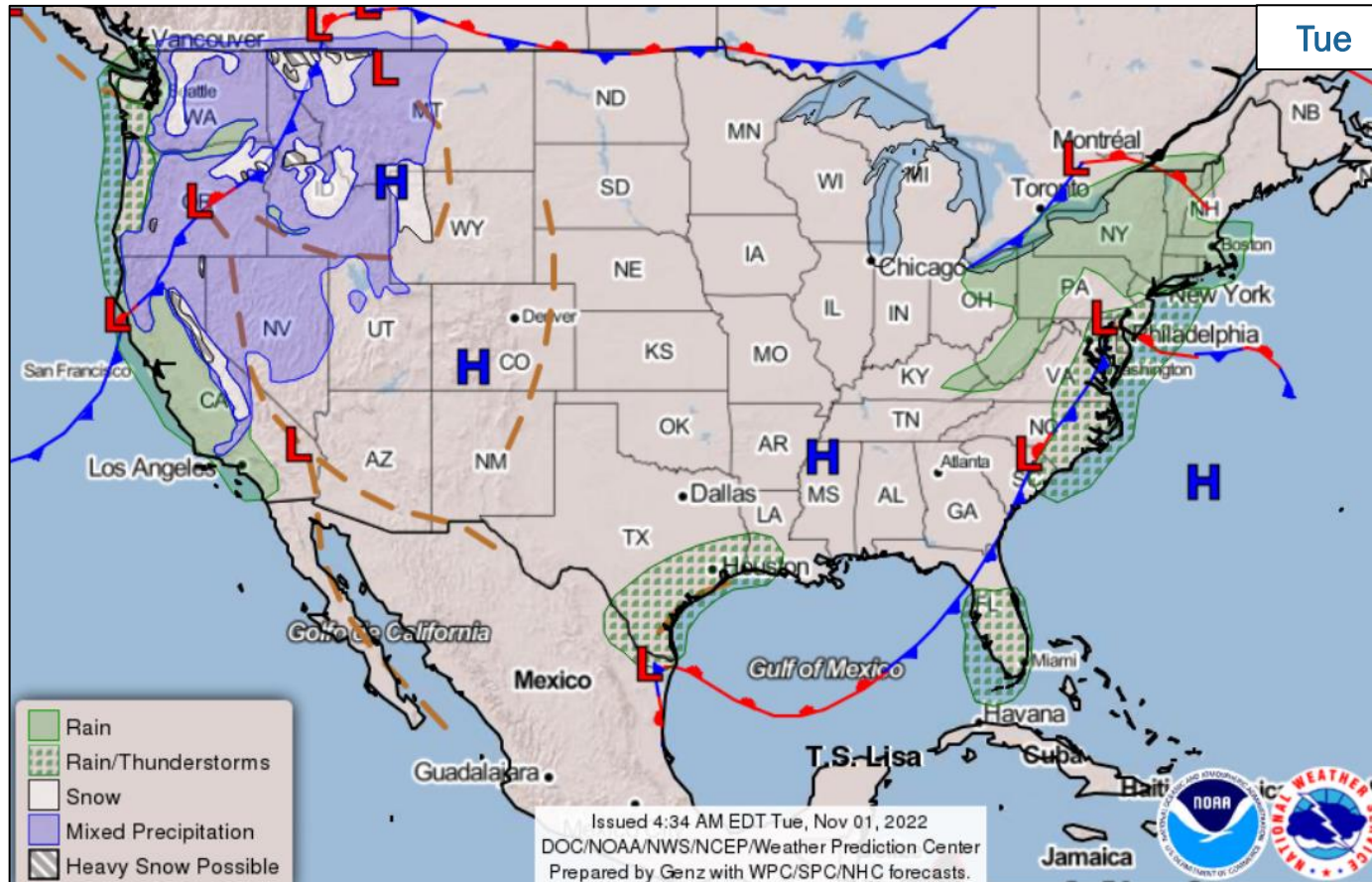
- Located 425 miles ENE of Bermuda
- System is likely to become a tropical or subtropical storm later today
- Formation chance – 48-hour: High (90%); 5-day: High (90%)



FEMA

National Watch Center

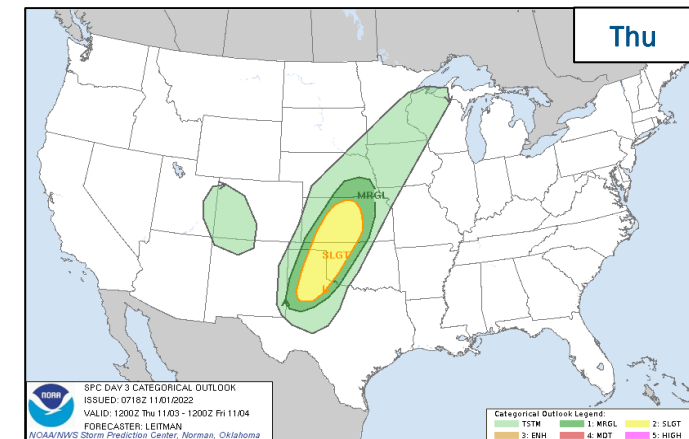
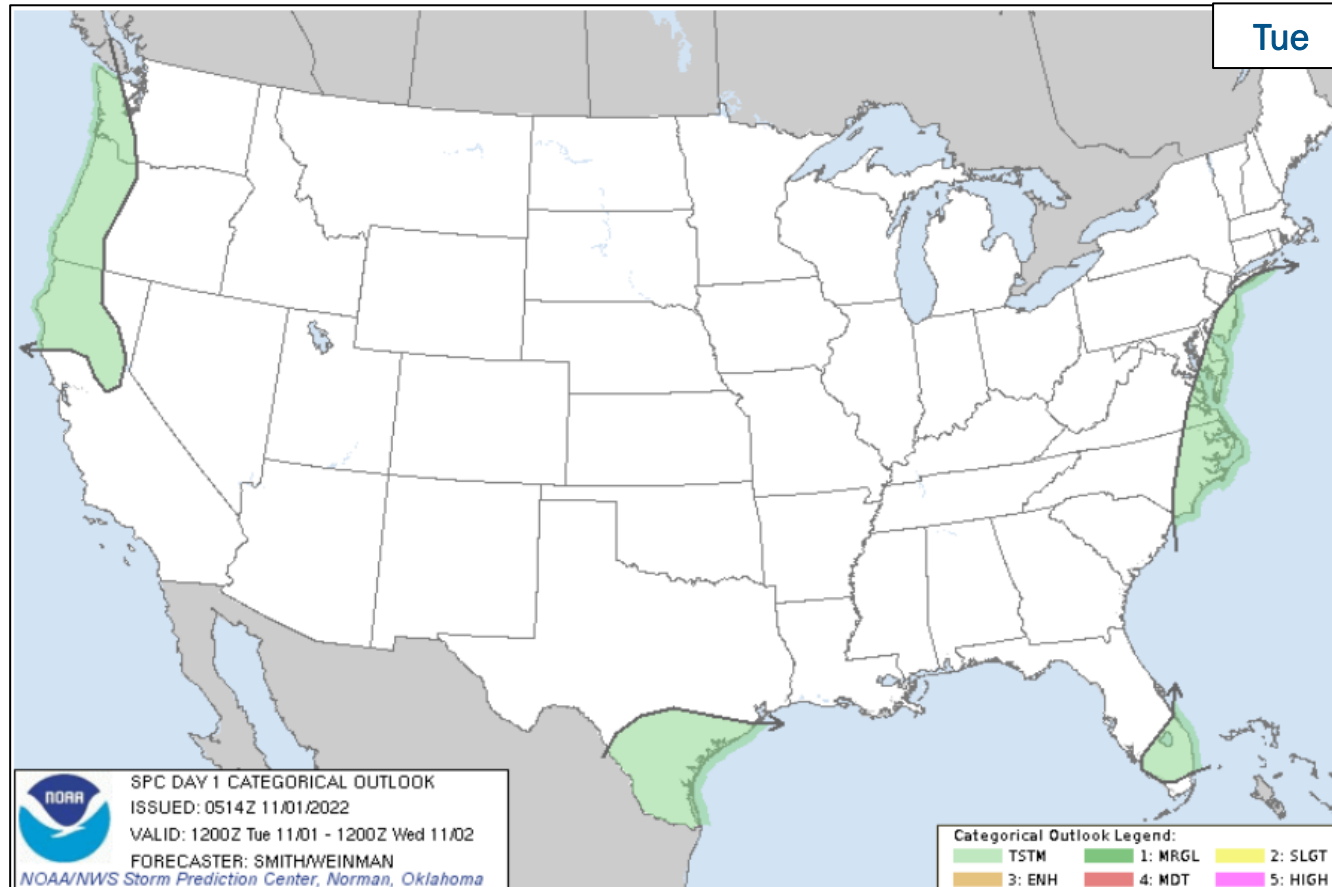
# National Weather Forecast



FEMA

National Watch Center

# Severe Weather Outlook

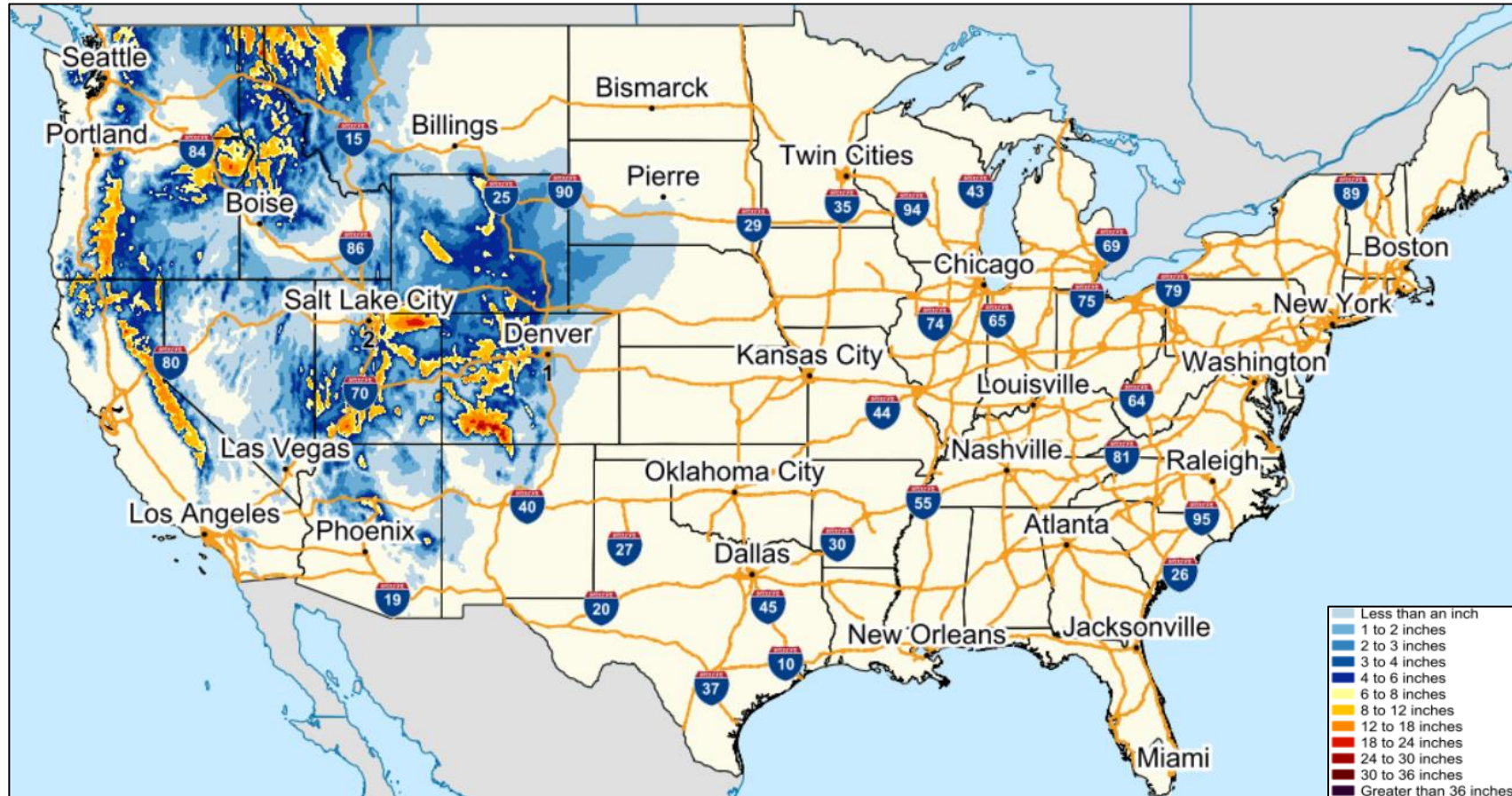


FEMA

National Watch Center



# Forecast Snowfall



FEMA

# FEMA Common Operating Picture

15

Joint Field  
Offices

9

Virtual Joint  
Field Offices

54

Major  
Disasters

11

Emergency  
Declarations

Tuesday  
November 1, 2022  
8:30 a.m. ET

FEMA HQ

NWC

NRCC

Monitoring

Rostered

FEMA REGIONS

Watch

RRCC

Monitoring

I

Rostered

Monitoring

II

Rostered

Monitoring

III

Rostered

Monitoring

IV

Rostered

Monitoring

V

Rostered

Monitoring

VI

Rostered

Monitoring

VII

Rostered

Monitoring

VIII

Rostered

Monitoring

IX

Rostered

Monitoring

X

Rostered

Notes:

RWCCs/RRCCs:

STATE EOCs:

NJ: Remnants of Ida

NJ/WA: Monkeypox

CO/NJ: Avian Influenza

PR: TC Fiona

USVI: Heavy rain/flooding

FL: TC Ian

GA: Supply Chain Disruptions

KY/NM: Flooding

MS: Jackson Water Crisis

IL: SW Border Bus Reception and Coordination

AZ/CO/NM/WA: Wildfires

KS: All Hazards

AS/HI: Seismic Activity

AK: West Coast Storm

DC: Foreign National

Surge Capacity Force

Rostered

7,698

Deployed

249 (-1)

N-IMATs

2-4 Teams Available

Red

White

FL

Blue

Demobilizing

Gold

R-IMATs

4-6 Teams Available

I

Reconstituting

II

PR

III

FL

IV-1

FL

IV-2

FL

V

PR

VI-1

Personnel

VI-2

VII

1

VIII

FL

IX-1

Personnel

IX-2

X

AK

Fully Mission Capable (FMC)

Partially Mission Capable (PMC)

Not Mission Capable (NMC)

Deployed

REGIONAL BREAKDOWN

JFO/VJFO

DR

EM

I

3/0

6

1

II

2/3

5

3

III

1/0

2

0

IV

1/1

6

4

V

1/0

4

0

VI

2/1

3

3

VII

2/1

4

0

VIII

1/1

4

0

IX

0/1

6

0

X

2/1

14

0

Alaska

Anchorage, AK

DR-4672-AK

RX IMAT

Northern Mariana Islands

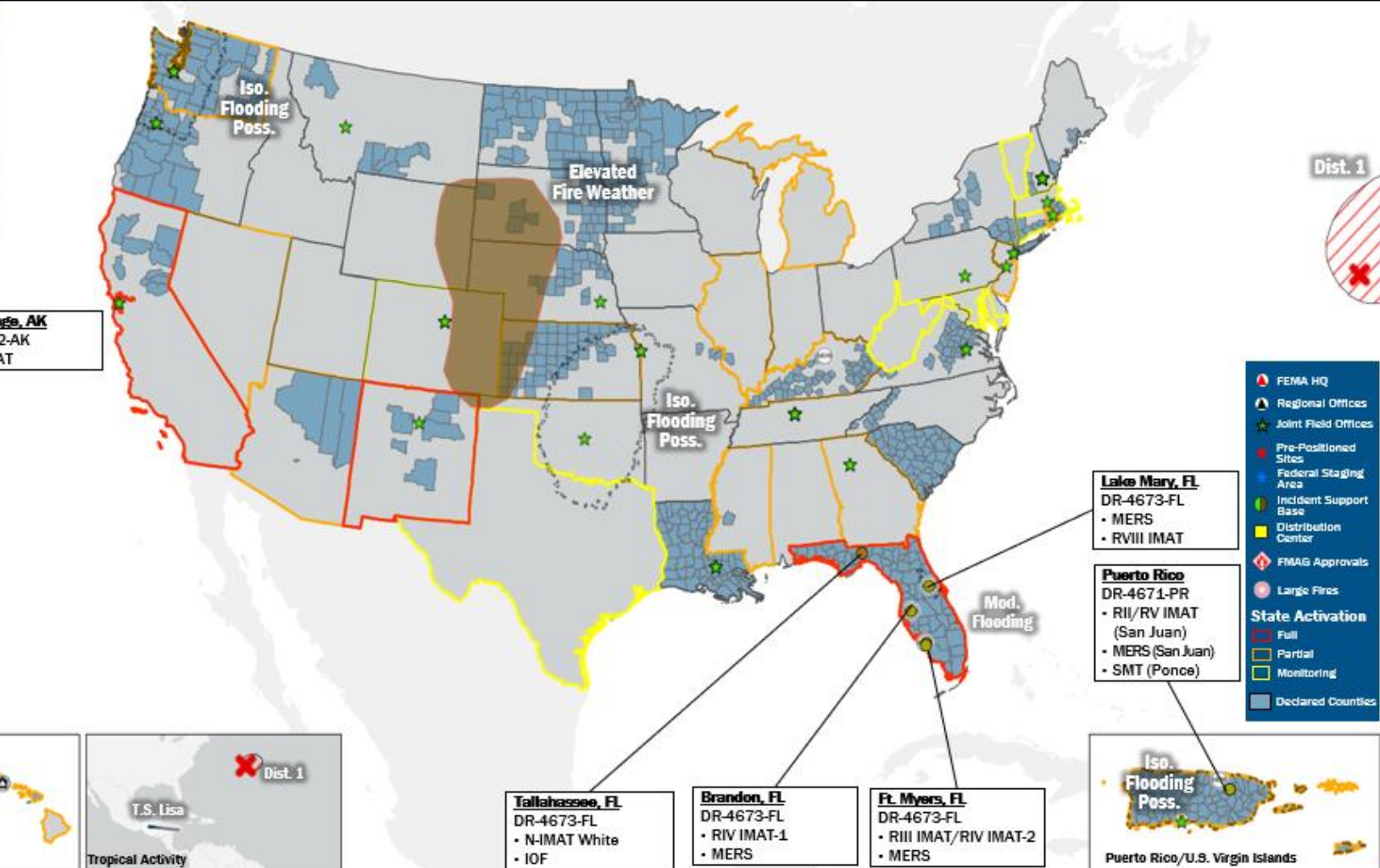
Guam

American Samoa

Hawaii

T.S. Lisa

Tropical Activity



## IM Workforce

13,474 (+30) Assigned  
3,654 (+41) Unavailable  
7,018 (-30) Deployed

21% / 2,802 (+19) Available

## IM Cadre Availability ≤ 25% Availability

Civil Rights: 10% (12/116); Disaster Field Training Operations: 25% (25/100); Disability Integration: 9% (6/64); External Affairs: 23% (113/490); Environmental Planning and Historic Preservation: 16% (138/846); Field Leadership: 11% (15/142); Hazard Mitigation: 11% (135/1,281); Human Resources: 21% (35/168); Individual Assistance: 24% (612/2,555); Interagency Recovery Coordination: 20% (59/302); Information Technology: 24% (146/601); Logistics: 21% (295/1,374); Operations: 14% (52/363); Public Assistance: 14% (327/2,297); Planning: 8% (40/475); Safety: 9% (7/75); Security: 22% (31/138)

## MERS

≥ 66%

36 Assigned  
0 Unavailable  
3 (-1) Deployed

33 (+1) Available

## US&R

≥ 66%

28 Assigned  
3 (-1) Unavailable  
0 Deployed

25 (+1) Available

## FCO

≤ 1 Type I

51 Assigned  
1 Unavailable  
44 (26 FCOR) Deployed

6 Available

# Joint Preliminary Damage Assessments

Region	State / Location	Incident	IA	Number of Counties		Start – End
			PA	Requested	Complete	
V	IN	Flooding Sep 3	IA	0	0	N/A
			PA	3	0	10/18 – TBD
VI	NM	Monsoons Jun 20 and continuing	IA	17	0	TBD
			PA	12	12	6/22 – 10/3



**FEMA**

National Watch Center



# Declaration Amendments

Declaration	Number	Issued	Action
FEMA-4674-DR-VA	1	Oct 28	Appoints Mark. K. O’Hanlon as FCO
FEMA-4652-DR-NM	12	Sep 30	Waives cost share provisions for 2 counties
FEMA-4644-DR-VA	3	Oct 28	Appoints Mark K. O’Hanlon as FCO
FEMA-3581-EM-USVI	2	Oct 31	Closes the incident period effective October 13, 2022



**FEMA**

# Declaration Requests in Process – 5

State / Tribe / Territory – Incident Description	Type	IA	PA	HM	Requested
OR – Wildfires and Straight-line Winds	EM		X		Sep 9
GA – Flooding	DR	X			Oct 4
WV – Severe Storms, Flooding, Landslides, and Mudslides	DR	X	X	X	Oct 14
UT – Severe Storms and Flooding	DR		X	X	Oct 19
CA – Heat Dome and Wildfires	DR	X	X	X	Oct 26

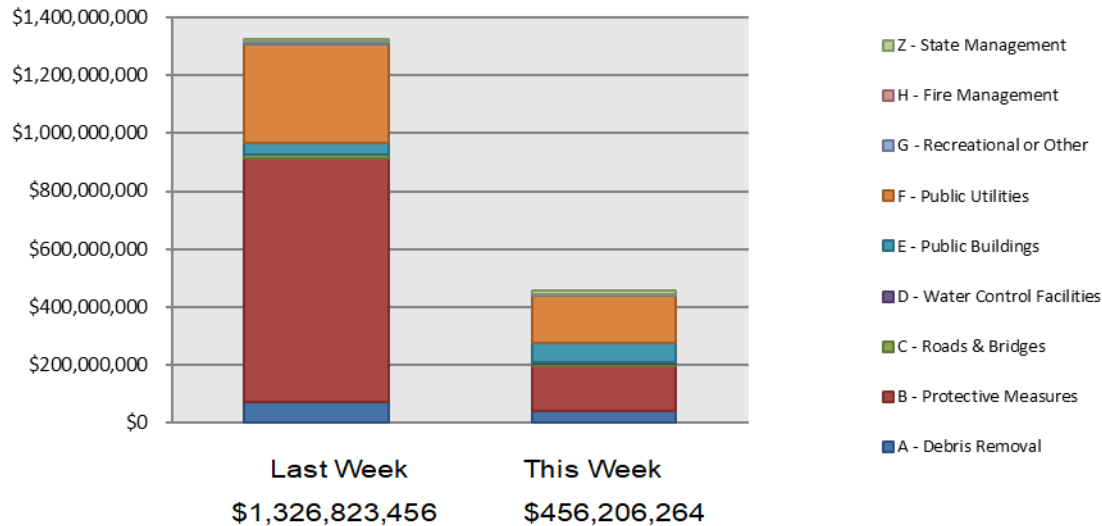


**FEMA**

# Public Assistance Grant Program

PA Project Worksheets Obligated in past week, as of 10/31/2022 at 1500 EDT										
PA Category	Emergency Work		Permanent Work							Total
	A - Debris Removal	B - Protective Measures	C - Roads & Bridges	D - Water Control Facilities	E - Public Buildings	F - Public Utilities	G - Recreational or Other	H - Fire Management	Z - State Management	
Number Of PWs Obligated	27	160	51	2	32	19	13	0	37	341
Federal Share Obligated	\$40,917,776.87	\$154,708,855.39	\$7,812,381.31	\$4,968,725	\$67,159,820.23	\$161,219,216.58	\$6,118,011.35	\$0	\$13,301,477.51	\$456,206,264.13

Public Assistance Obligated per Category  
10/17/2022 through 10/31/2022



COVID-19 Obligated  
as of 10/31/2022

- Total Public Assistance Obligated: \$57,253,438,445

This Week's PA Highlights

- In 4559-LA  
\$144 Million obligated for Category F – Public Utilities
- In 4273-WV  
\$26.6 Million obligated for Category E – Public Buildings
- In 4492-SC  
\$26.3 Million obligated for Category B – Protective Measures

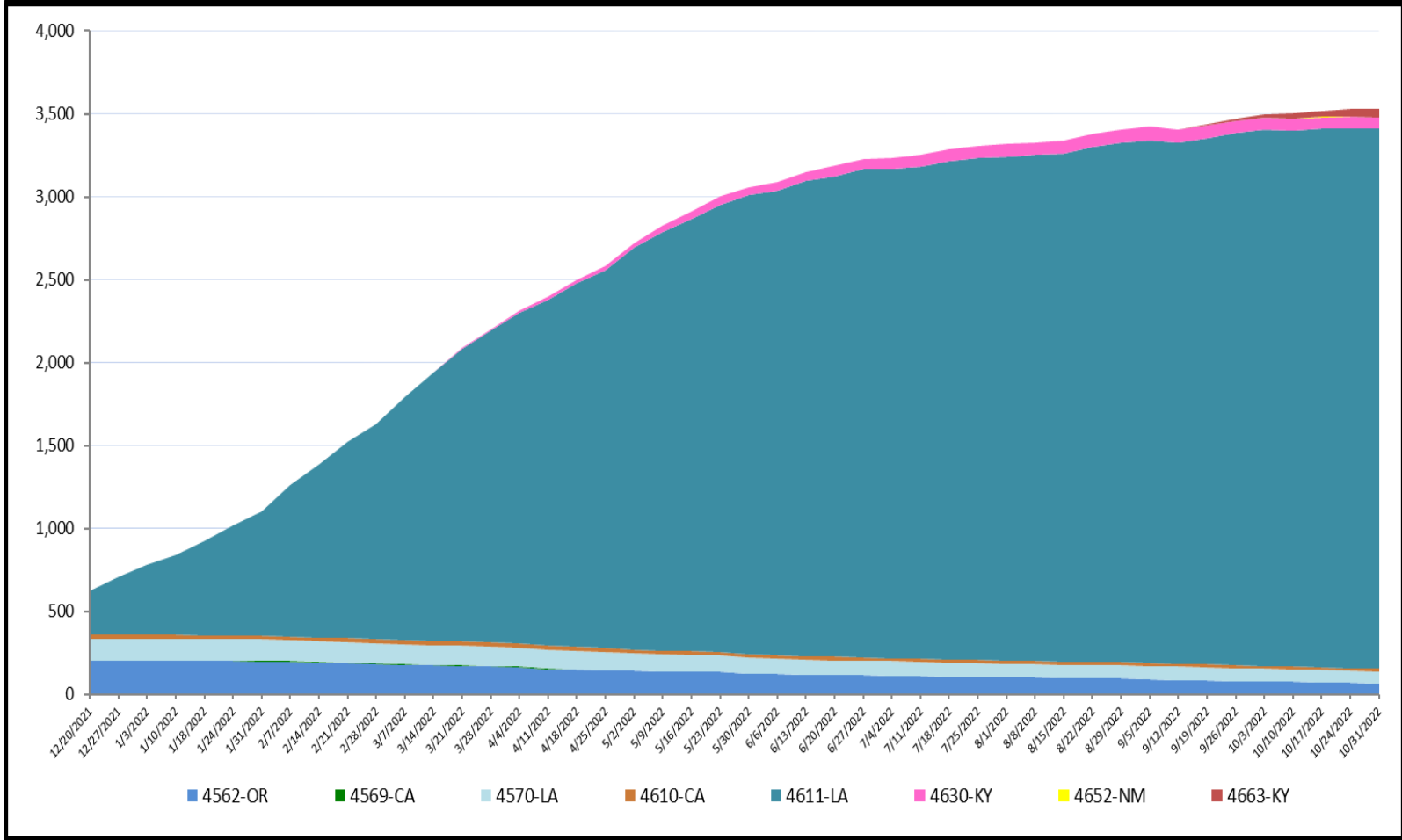


FEMA

National Watch Center

# Direct Housing

**Total Households in FEMA Direct Housing per State**  
Past Year per Week, 12/20/2021 – 10/31/2022. There are currently **4,357** Households Occupying **4,380** Temporary Units.



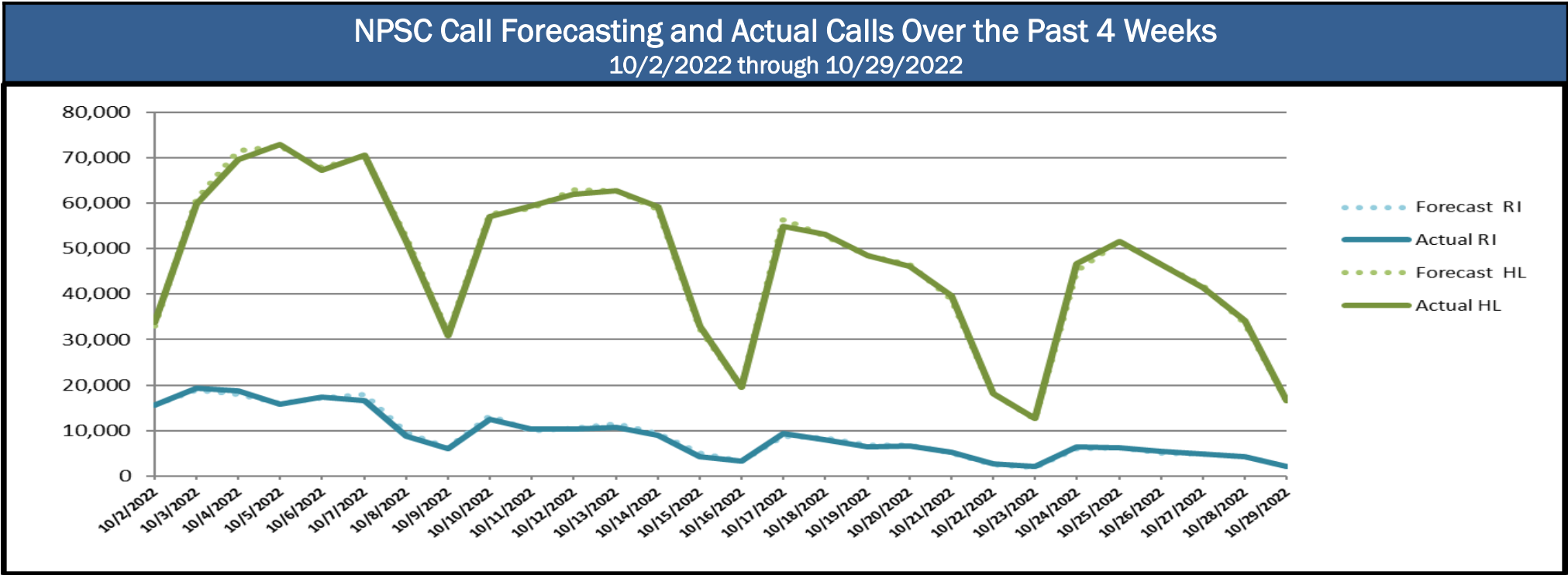
DR	IA Declaration Date	Program End Date	Current # of Households in Direct Housing (Weekly Change)
4663-KY	7/29/2022	1/29/2024	52 (4)
4652-NM	5/4/2022	11/4/2023	1 (0)
4630-KY	12/12/2021	6/13/2023	66 (-3)
4611-LA	8/29/2021	2/28/2023	3258 (4)
4610-CA	8/24/2021	2/24/2023	15 (0)
4570-LA	10/16/2020	4/16/2022	73 (-1)
4562-OR	9/15/2020	3/15/2022	67 (-2)
4559-LA	8/28/2020	2/28/2022	825 (-15)

States with Currently Occupied Units



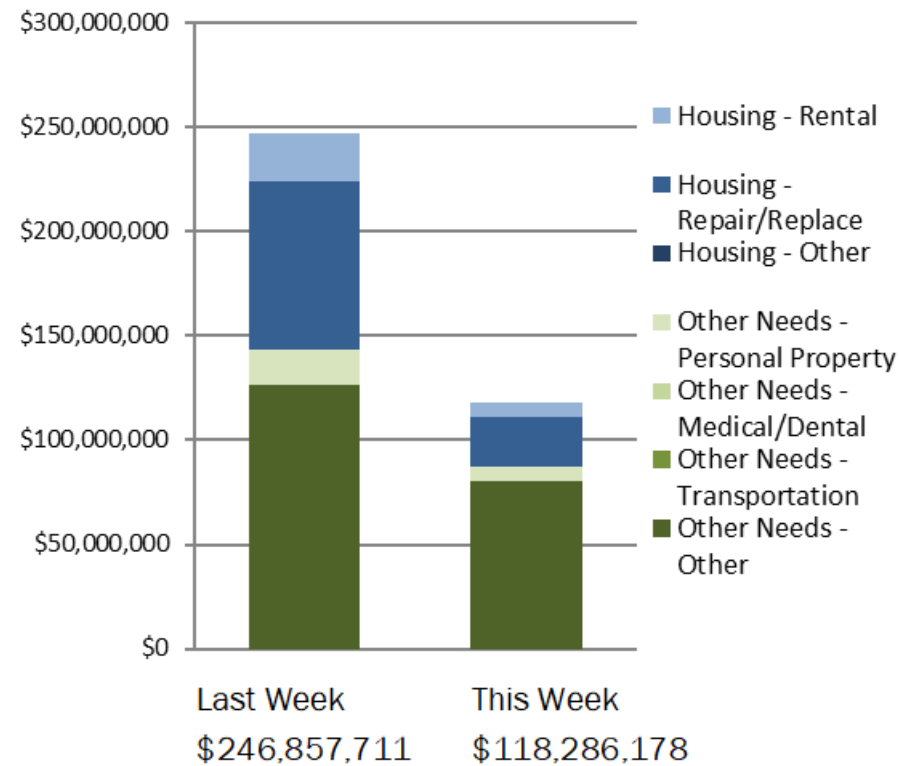
# NPSC Call Activity

NPSC Call Activity in the Past Week 10/23/2022 through 10/29/2022		
Call Type	Projected Calls	Actual Calls
Registration Intake:	30,646	31,457
Helpline:	247,661	249,609
Combined:	278,307	281,066



# Individual Assistance Activity

IHP Approved per Category in the Past  
2 Weeks – 10/17/2022 through 10/31/2022



FEMA

National Watch Center



# FEMA

Helping people before, during, and after disasters.



*Scan to subscribe to this briefing.*