

FEMA National Watch Center

Daily Operations Briefing

Friday, November 7, 2025

8:30 a.m. ET



FEMA

National Current Operations / Monitoring

New Significant Incidents / Ongoing Operations

- No new significant incidents / operations

Hazard Monitoring

- Severe Thunderstorms – Kentucky, Tennessee
- Rain / Thunderstorms – Central Appalachians to the Southeast

Disaster Declaration Activity

- No new declaration activity

Event Monitoring

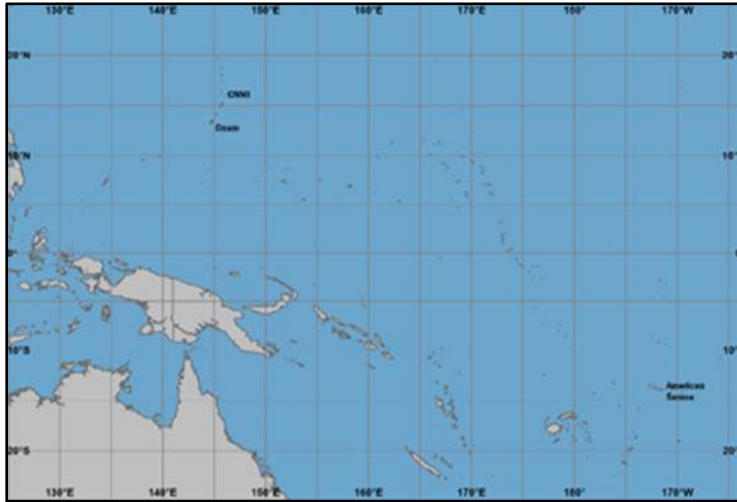
- No new significant events



FEMA

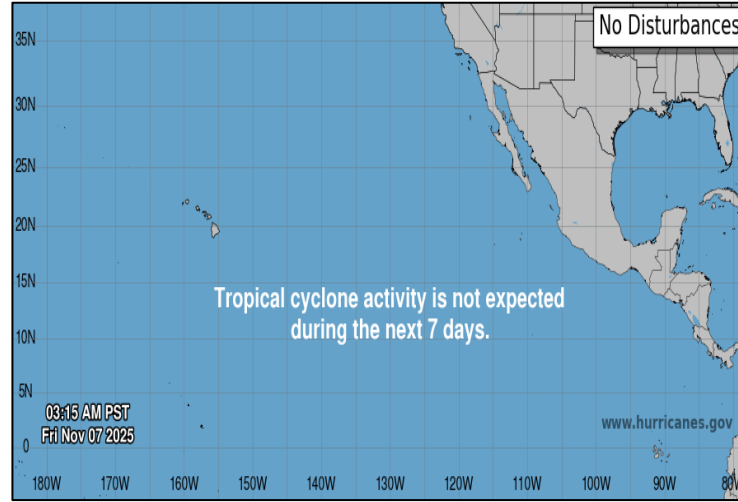
Tropical Outlook

Western Pacific



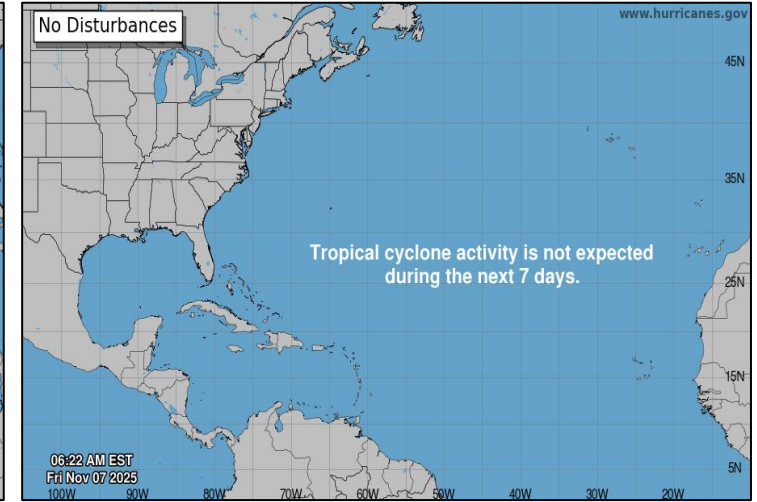
- No tropical cyclones threatening U.S. territories

Central and Eastern Pacific



- No tropical cyclones expected during the next 7 days

Atlantic

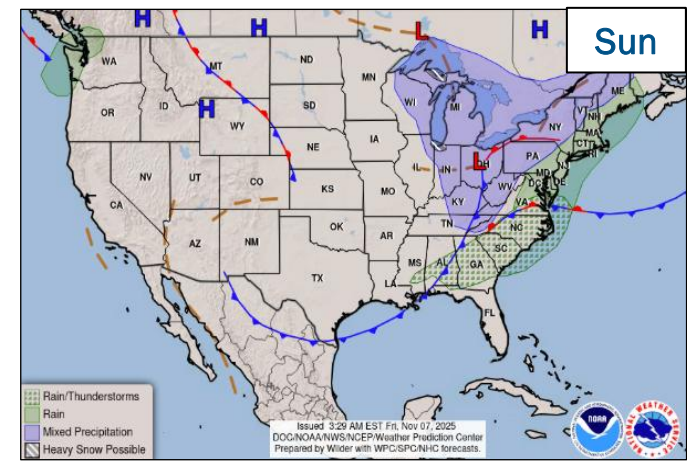
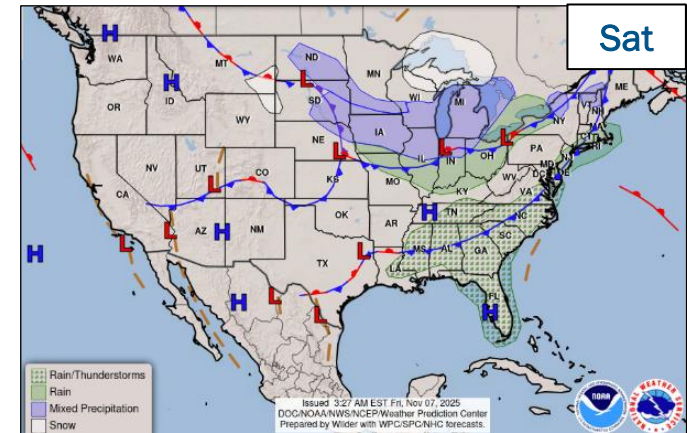
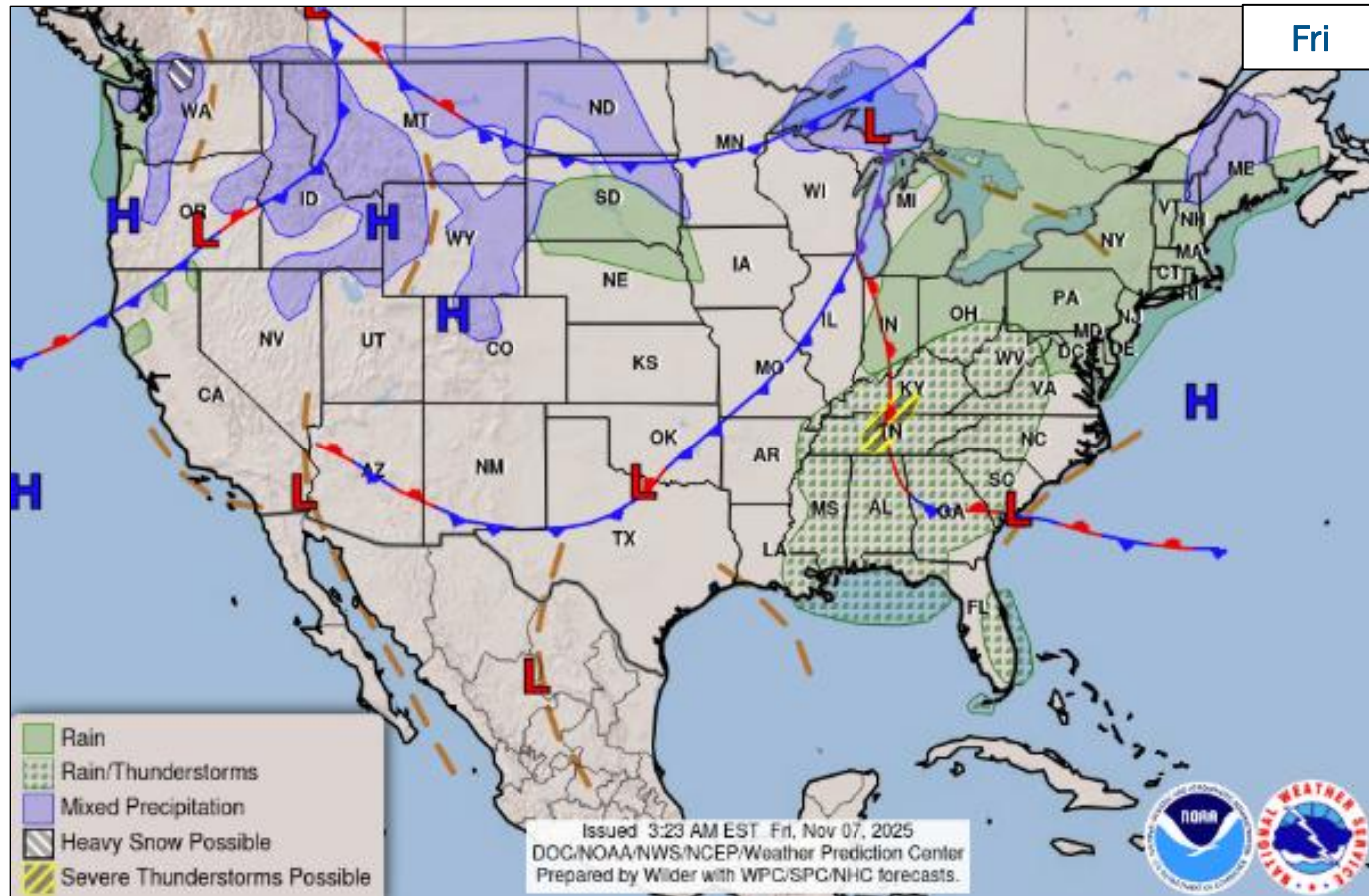


- No tropical cyclones expected during the next 7 days



FEMA

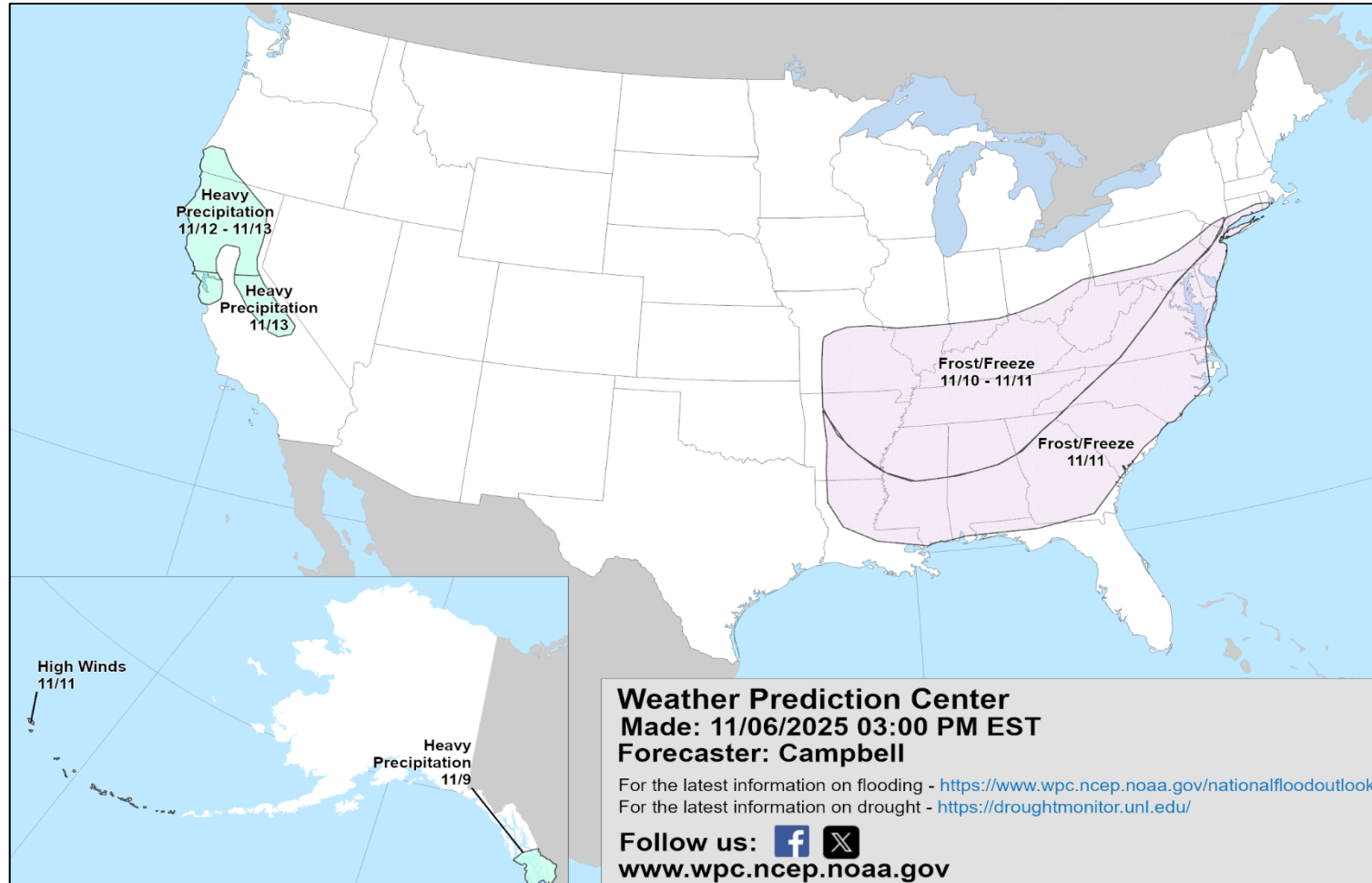
National Weather Forecast



FEMA

National Watch Center

Hazards Outlook – Nov 9-13



FEMA

National Watch Center

FEMA Common Operating Picture

18 Joint Field Offices **Supporting** **55** Major Disasters **+** **7** Emergency Declarations **12** Direct Housing Missions **6** RSF-Supported Disasters **6** Joint Recovery Offices

Friday
November 7, 2025
8:30 a.m. ET

| FEMA HQ | | |
|--|--------------------------------|----------|
| NWC | NRCC | |
| Monitoring | Steady State | |
| FEMA REGIONS | | |
| Watch | RRCC | |
| Monitoring | R1 | Rostered |
| Monitoring | R2 | Rostered |
| Monitoring | R3 | Rostered |
| Monitoring | R4 | Rostered |
| Monitoring | R5 | Rostered |
| Monitoring | R6 | Rostered |
| Monitoring | R7 | Rostered |
| Monitoring | R8 | Rostered |
| Monitoring | R9 | Rostered |
| Monitoring | R10 | Rostered |
| Notes: | | |
| NRCC/RWCs/RRCCs: | State EOCs: | |
| • R5 Watch: Staffing (Dayshift 7:00 a.m. - 7:00 p.m. ET) | • HI: Wildfires | |
| | • FL: Previous Incidents | |
| | • AZ/CO/TX: Flooding | |
| | • VT: Drought | |
| | • AK: Coastal Storms | |
| | • WA: EMAC Support | |
| | • MT: Prison Water System | |
| | • NJ/PA: SNAP Disruption Event | |
| | • KY: Plane Crash | |
| IMATs: | | |
| • NSTR | | |
| Surge Capacity Force | | |
| Rostered | Deployed | |
| 7,971 | 0 | |

| N-IMATs | |
|---|-------------|
| 2-5 Teams Available | |
| Red | |
| White | |
| Blue | |
| Gold | |
| HS | |
| R-IMATs | |
| ≥ 7 Teams Available | |
| R1 | 1 |
| R2 | 3 |
| R3 | |
| R4 (1) | |
| R4 (2) | |
| R5 | WI (Sep 15) |
| R6 (1) | 2 |
| R6 (2) | |
| R7 | MO (Oct 27) |
| R8 | SD (Sep 22) |
| R9 (1) | CA (Jan 8) |
| R9 (2) | |
| R10 | AK (Oct 12) |
| <ul style="list-style-type: none"> Fully Mission Capable (FMC) Partially Mission Capable (PMC) Not Mission Capable (NMC) Deployed | |

| REGIONAL BREAKDOWN | | | | |
|--------------------|-----|----|----|-----|
| | JFO | DR | EM | JRO |
| R1 | 0 | 0 | 0 | 0 |
| R2 | 0 | 0 | 0 | 2 |
| R3 | 2 | 6 | 1 | 0 |
| R4 | 7 | 18 | 5 | 1 |
| R5 | 0 | 3 | 0 | 0 |
| R6 | 4 | 9 | 1 | 3 |
| R7 | 1 | 11 | 0 | 0 |
| R8 | 2 | 5 | 0 | 0 |
| R9 | 1 | 1 | 0 | 0 |
| R10 | 1 | 2 | 0 | 0 |

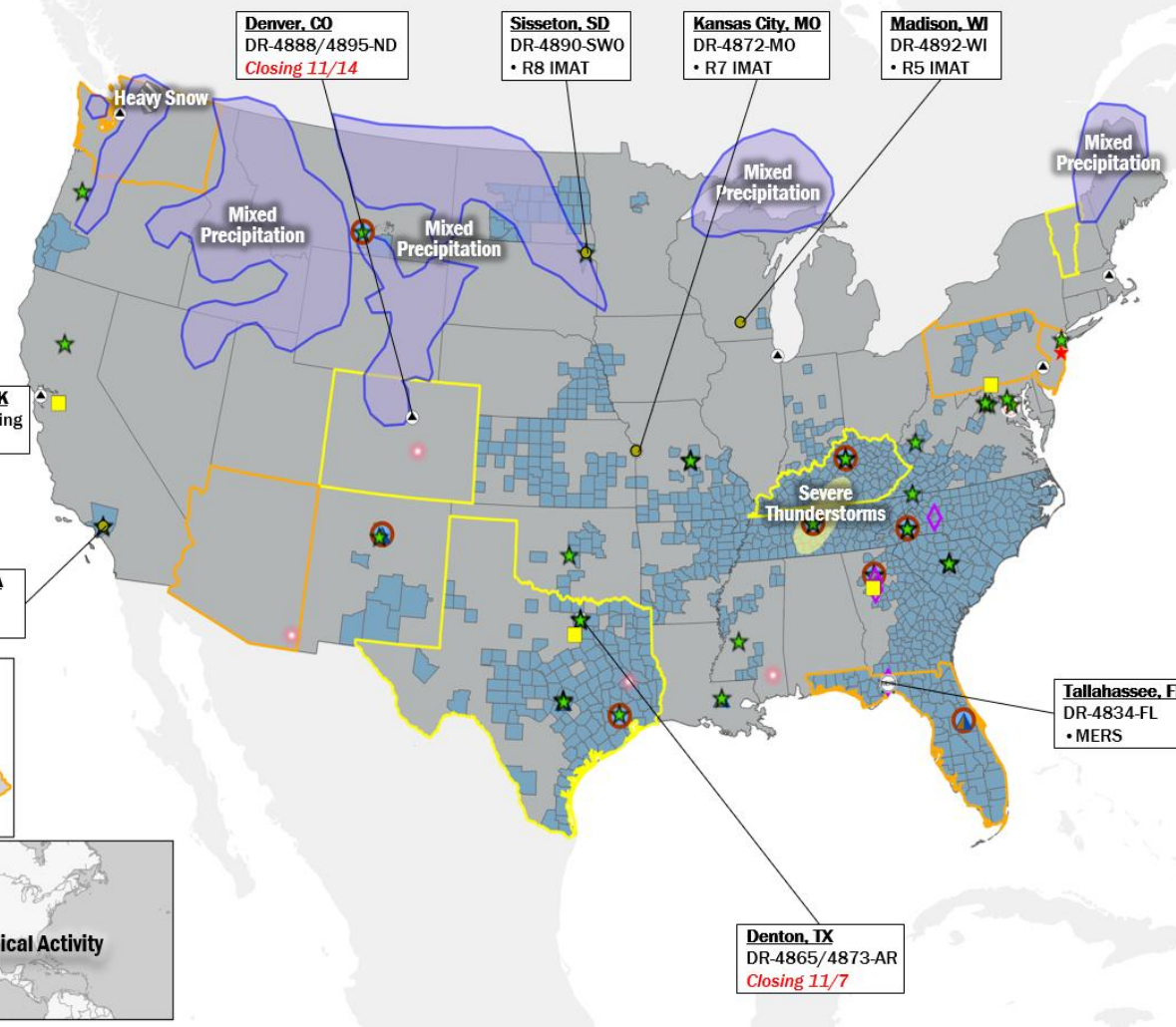
Alaska
Anchorage, AK
Coastal Flooding
• R10 IMAT

Commonwealth of Northern Mariana Islands
Flash, Urban & Small Stream Flooding Poss.

Guam
Flash & Urban Flooding Poss.

Hawaii
Pasadena, CA
DR-4856-CA
• R9 IMAT-1

American Samoa
No Tropical Activity



Legend:

- FMAG
- FEMA HQ
- Regional Offices
- National IMAT
- Regional IMAT
- Joint Field Offices
- Joint Recovery Offices
- Direct Housing Mission
- Active RSF Missions
- Pre-Positioned Sites
- Federal Staging Area
- Incident Support Base
- Initial Operating Facility
- Distribution Center
- Temporary Housing Storage Area/Site
- Incident Support Team
- Large Fires
- Staging Management Team

State Activation:

- Full
- Partial
- Monitoring
- Declared Counties

IM Workforce
11,739 (-3) Assigned
4,404 (+15) Unavailable
3,734 (-5) Deployed
31% / 3,601 (-13) Available

IM Cadre Availability
11 Cadres ≤ 25% Availability
Civil Rights: 18% (18/101); Disability Integration: 17% (3/18); External Affairs: 21% (64/305); Environmental Planning and Historic Preservation: 12% (81/671); Field Leadership: 11% (14/122); Financial Management: 23% (42/184); Hazard Mitigation: 13% (105/788); Human Resources: 24% (38/159); Public Assistance: 21% (429/2,071); Planning: 15% (54/359); Safety: 22% (20/91)

MERS
≥ 66%
36 Assigned
6 Unavailable
0 Deployed
30 Available

US&R
≥ 66%
28 Assigned
0 Unavailable
0 Deployed
28 Available

FCO
2 Type I
38 Assigned
3 Unavailable
32 (19 FCOR) Deployed
3 Available

Joint Preliminary Damage Assessments

| Region | State / Location | Incident | IA | Number of Counties | | Start - End |
|--------|------------------|---|----|--------------------|-----------|---------------|
| | | | PA | Requested | Completed | |
| 6 | PATN* | Severe Storms and Flooding Sep 28-29 | IA | 1 | 0 | TBD - TBD |
| | | | PA | 1 | 0 | TBD - TBD |
| 8 | CO | Flooding and Severe Storms Oct 13 | IA | 2 | 2 (+2) | 11/3 - 11/6 |
| | | | PA | 3 | 3 | 10/28 - 10/31 |
| 9 | SCAT-NSN** | Heavy Rainfall and Flooding Sep 25-27, Oct 10-13 | IA | 0 | 0 | N/A |
| | | | PA | 1 | 0 | 11/2 - TBD |
| | AZ | Thunderstorms and Flooding Oct 10-13 | IA | 2 | 0 | 11/3 - TBD |
| | | | PA | 0 | 0 | N/A |

*Pueblo of Acoma Tribal Nation, **San Carlos Apache Tribe - Native Sovereign Nation



FEMA

Declaration Requests in Process – 6

| State / Tribe / Territory – Incident Description | Type | IA | PA | HM | Requested |
|---|------|----|----|----|-----------|
| OK – Severe Storms, Tornadoes, Straight-line Winds, and Flooding (Appeal) | DR | | X | X | Aug 19 |
| KS – Severe Storms, Straight-line Winds, Tornadoes, and Flooding | DR | | X | X | Sep 17 |
| RST* – Severe Storm, Straight-line Winds, and Tornado (Appeal) | DR | X | X | X | Sep 18 |
| CO – Lee and Elk Fires, Flooding, and Mudslides | DR | | X | X | Sep 26 |
| MT – Water Systems Failure | EM | | X | | Oct 22 |
| AZ – Severe Storms and Flooding | DR | | X | X | Oct 24 |

*Rosebud Sioux Tribe



FEMA



FEMA

Helping people before, during, and after disasters.



Scan to subscribe to this briefing.