

FEMA National Watch Center

# Daily Operations Briefing

Sunday, November 5, 2023

8:30 a.m. ET



**FEMA**

# National Current Ops / Monitoring

---

## New Significant Incidents / Ongoing Ops

- No significant incidents / operations

## Hazard Monitoring

- Mixed precipitation – Pacific Northwest to the Northeast
- Freezing Rain – North Dakota and Minnesota
- Tropical Activity:
  - Eastern Pacific:
    - Tropical Storm Pilar

## Disaster Declaration Activity

- No new declaration activity

## Event Monitoring

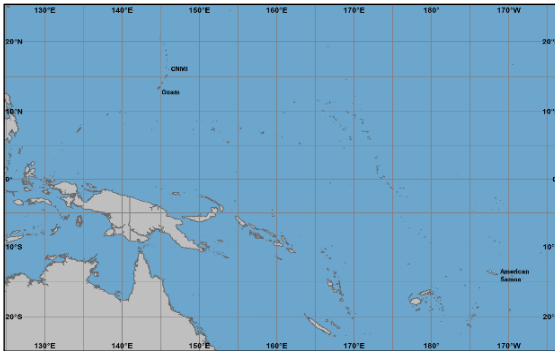
- No significant events



**FEMA**

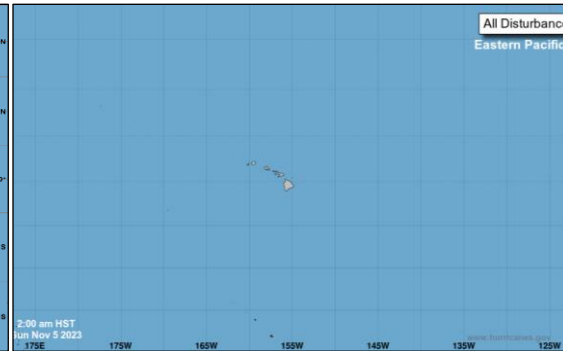
# Tropical Outlook

## Western Pacific



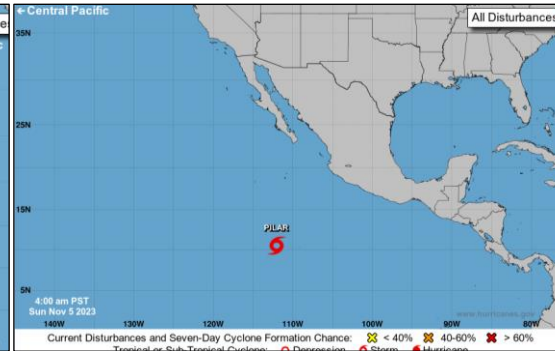
- No areas of concern for Guam, the Commonwealth of the Northern Mariana Islands or American Samoa

## Central Pacific



- No tropical cyclones expected during the next 7 days

## Eastern Pacific



- [Tropical Storm Pilar](#) (*Advisory #31, as of 4:00 a.m. ET*)
  - Located **860 miles** S of the southern tip of Baja California
  - Maximum sustained winds **50 mph**
  - Moving W at **12 mph**
  - **Some weakening forecast early next week**
  - Tropical-storm-force winds extend outward up to 60 miles

## Atlantic

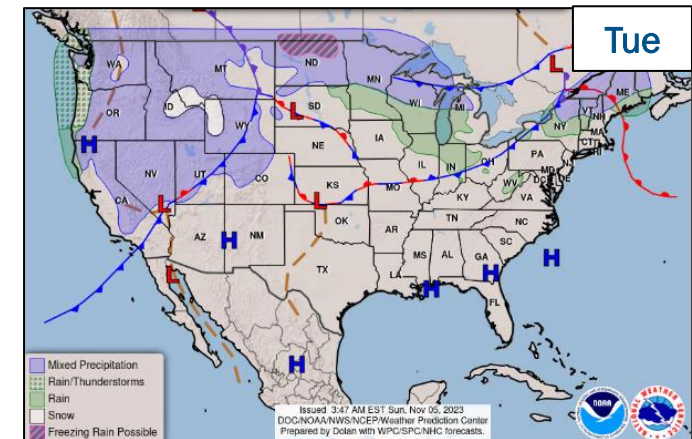
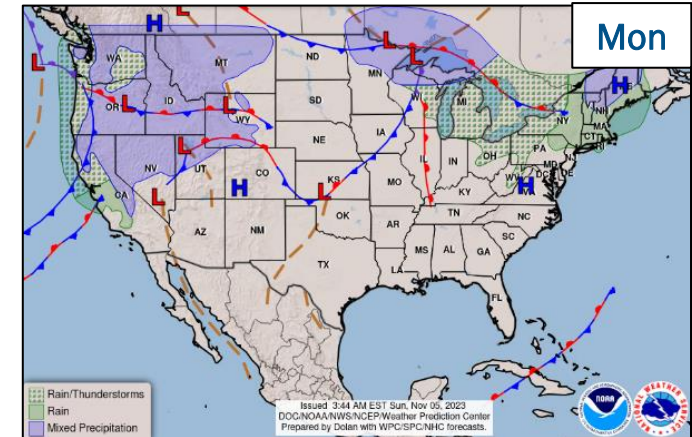
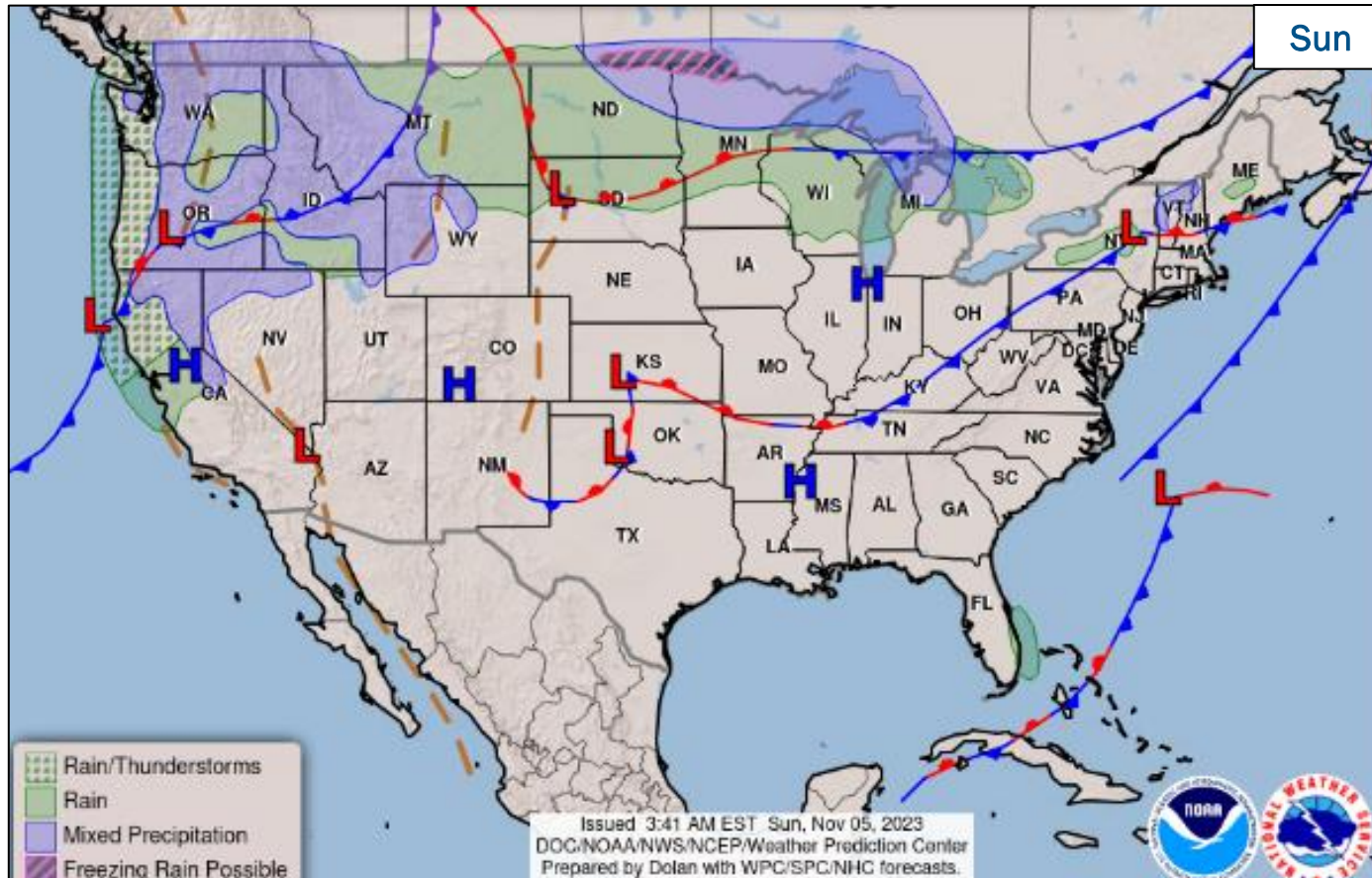


- No tropical cyclones expected during the next 7 days



FEMA

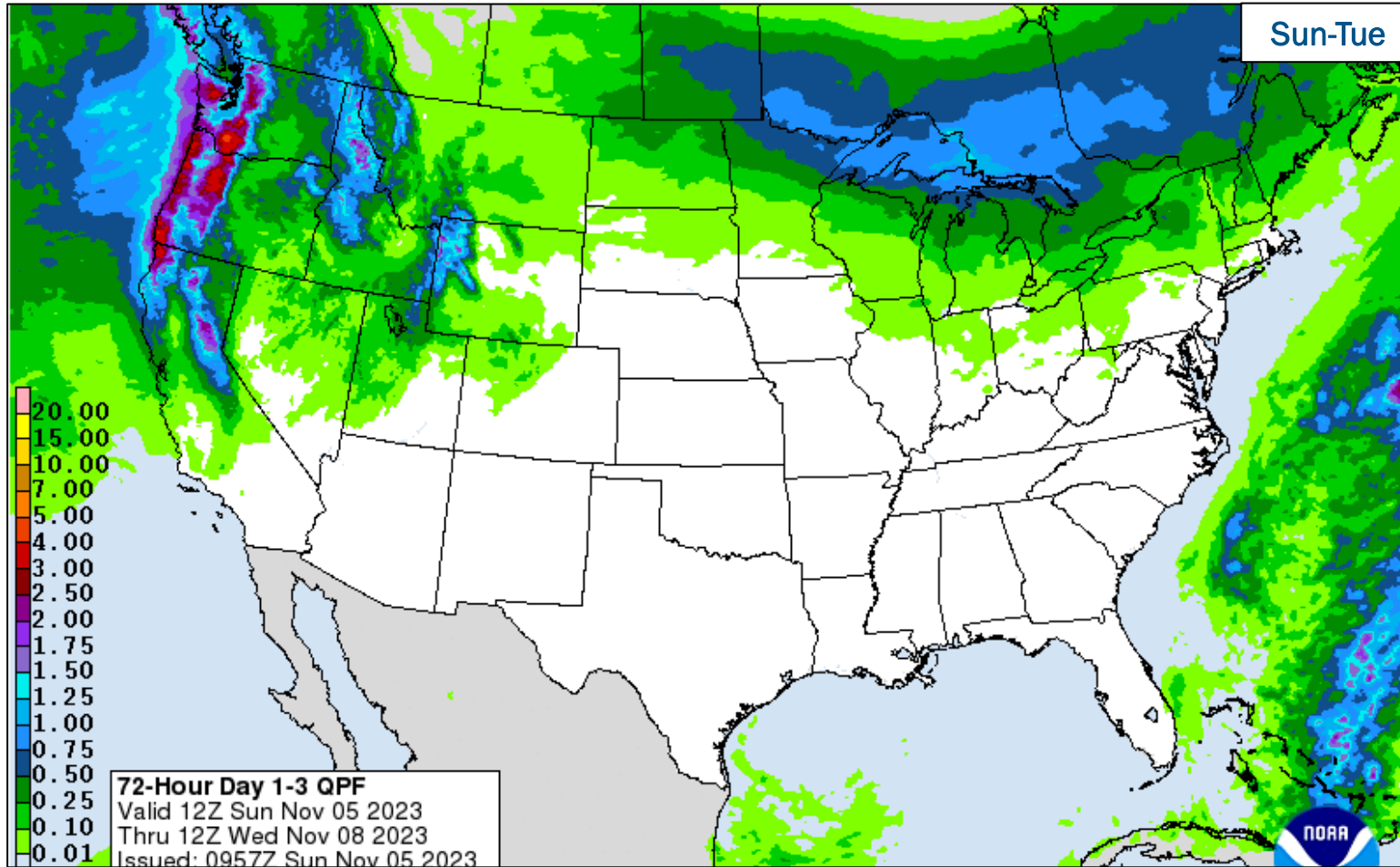
# National Weather Forecast



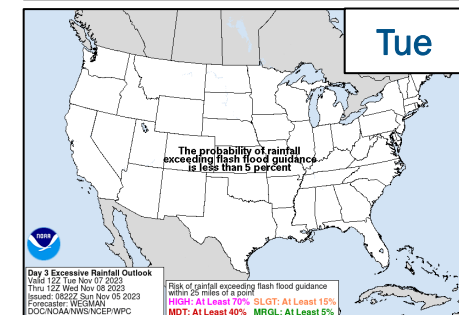
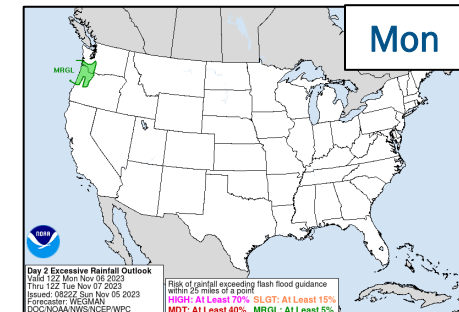
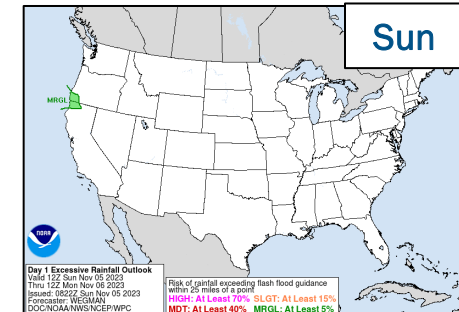
FEMA

National Watch Center

# Precipitation & Excessive Rainfall



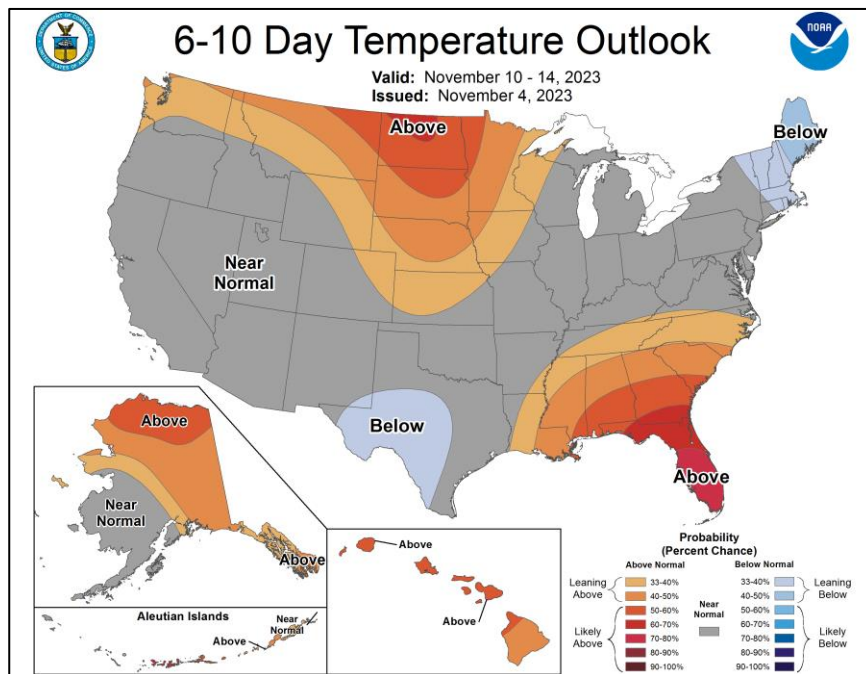
Sun-Tue



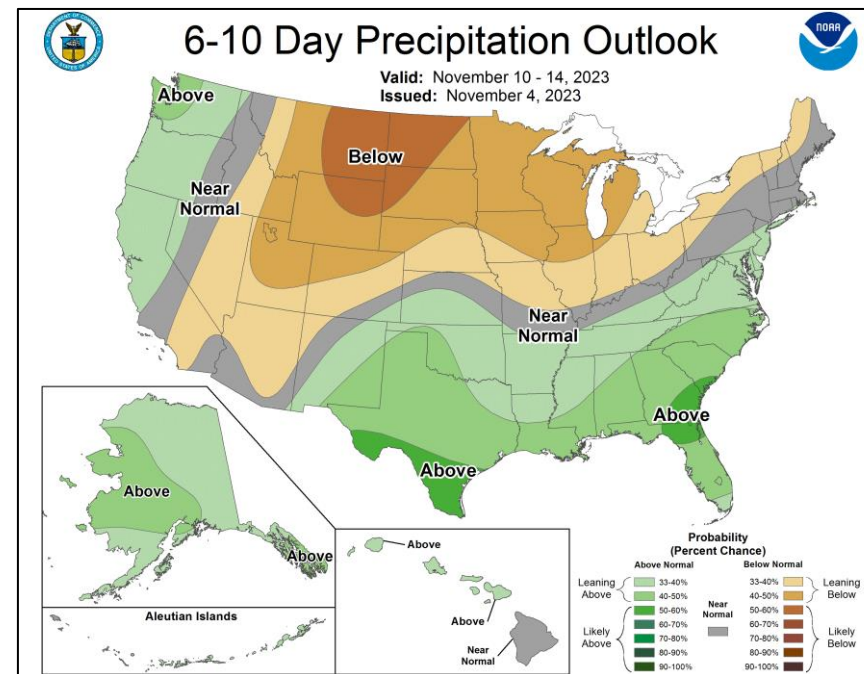
FEMA

National Watch Center

# Long Range Outlooks – Nov 10-14



6-10 Day Temperature Probability



6-10 Day Precipitation Probability



FEMA

National Watch Center

# FEMA Common Operating Picture

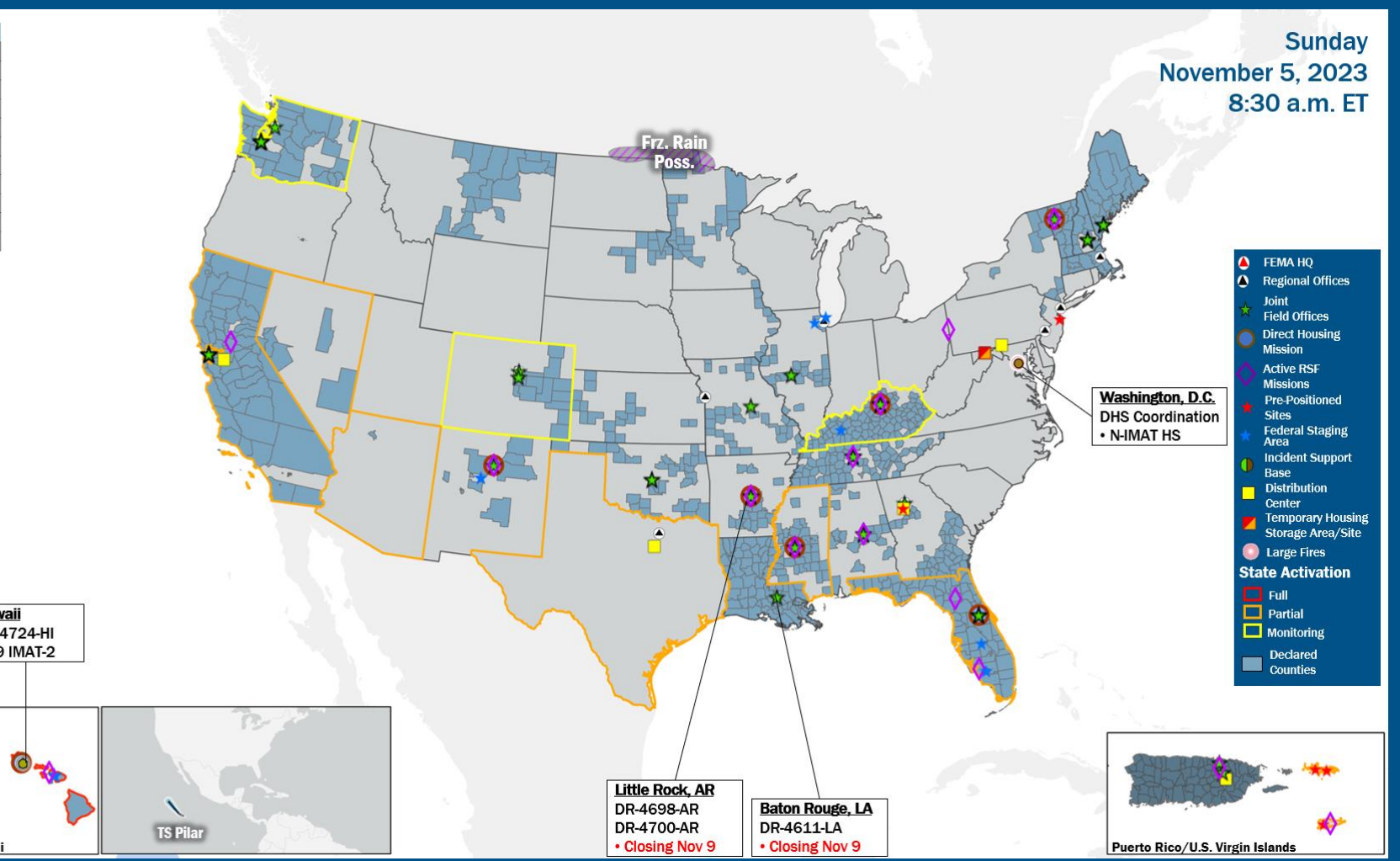
**18 + 7** Joint Field Offices Virtual Joint Field Offices Supporting  
**75 + 4** Major Disasters Emergency Declarations  
**9** Direct Housing Missions  
**28** RSF-Supported Disasters

Sunday  
 November 5, 2023  
 8:30 a.m. ET

FEMA HQ	
NWC	NRCC
Monitoring	Activated
FEMA REGIONS	
Watch	RRCC
Monitoring	I Rostered
Enhanced	II Rostered
Monitoring	III Rostered
Monitoring	IV Rostered
Monitoring	V Rostered
Monitoring	VI Rostered
Monitoring	VII Rostered
Monitoring	VIII Rostered
Monitoring	IX Rostered
Monitoring	X Rostered
Notes:	
<b>RWCs/RRCCs/IMATs:</b>	<b>STATE EOCs:</b>
NRCC/N-IMAT HS:	MS: Severe Weather
DHS Coordination	FL: TC Idalia
R2 RWC: 52nd NYC Marathon	TX: Ongoing Threats
	CO: Avian Influenza/Fremont Co. Return to Nature
	AZ/CO: SW Border
	CA/HI/WA: Wildfires
	CA/NV: TC Hilary
	VI: Potable Water
	KY: Structure Collapse
Surge Capacity Force	
Rostered	Deployed
8,398	0

N-IMATs	
2-5 Teams Available	
Red	
White	
Blue	
Gold	
HS	DC
R-IMATs	
≥ 7 Teams Available	
I	
II	
III	2
IV-1	
IV-2	3
V	
VI-1	
VI-2	1
VII	
VIII	Reconstituting
IX-1	Personnel
IX-2	HI
X	Personnel
	Fully Mission Capable (FMC)
	Partially Mission Capable (PMC)
	Not Mission Capable (NMC)
	Deployed

REGIONAL BREAKDOWN			
	JFO/VJFO	DR	EM
I	3/0	10	2
II	1/1	4	0
III	0/0	0	0
IV	6/1	20	1
V	2/0	2	0
VI	3/2	6	1
VII	1/0	3	0
VIII	1/1	4	0
IX	0/1	15	0
X	1/1	11	0



## IM Workforce

13,621 Assigned  
 4,254 (+1) Unavailable  
 5,715 (-77) Deployed

---

26% (+1) / 3,652 (+76) Available

## IM Cadre Availability

14 Cadres ≤ 25% Availability

Civil Rights: 25% (35/140); Disability Integration: 17% (9/54); External Affairs: 25% (128/508); Environmental Planning and Historic Preservation: 17% (140/811); Field Leadership: 11% (15/137); Hazard Mitigation: 16% (199/1,214); Human Resources: 21% (36/175); Interagency Recovery Coordination: 20% (57/291); Logistics: 22% (335/1,511); Operations: 15% (51/343); Public Assistance: 11% (236/2,193); Planning 14% (65/466); Safety: 15% (12/81); Security: 19% (26/134)

## MERS

> 66%

36 Assigned  
 0 Unavailable  
 0 Deployed

---

36 Available

## US&R

> 66%

28 Assigned  
 1 Unavailable  
 0 Deployed

---

27 Available

## FCO

≤ 1 Type I

50 Assigned  
 10 Unavailable  
 34 (26 FCOR) Deployed

---

6 Available

# Joint Preliminary Damage Assessments

Region	State / Location	Incident	IA	Number of Counties		Start - End
			PA	Requested	Complete	
I	MA	Flooding Sep 11-13	IA	2	2	10/10 - 10/27
			PA	4	0	10/10 - TBD
III	PA	Flooding Sep 9-10	IA	1	1	10/2 - 10/4
			PA	3	0	9/28 - TBD
	WV	Flooding Aug 28-30	IA	5	5	9/19 - 9/21
			PA	4	0	10/16 - TBD



**FEMA**



# Declaration Requests in Process – 11

State / Tribe / Territory – Incident Description	Type	IA	PA	HM	Requested
MI – Flooding (Appeal)	DR		X	X	Jun 15
OH – Train Derailment	DR	X	X	X	Jul 3
UT – Flooding	DR		X	X	Aug 11
AR – Severe Storms and Flooding	DR	X	X	X	Aug 22
Inupiat Community of the Arctic Slope (ICAS) – Severed Undersea Fiber Optic Line (Appeal)	EM		X		Aug 23
NH – Severe Winter Storm and Snowstorm (Appeal)	DR		X	X	Sep 6
CA – Tropical Storm Hilary	DR		X	X	Sep 14
WA – Wildfires	DR	X	X	X	Oct 4
MI – Severe Storms, Tornadoes, and Flooding	DR	X	X	X	Oct 18
KY – Severe Storms, Tornadoes, Straight-Line Winds, and Flooding (Appeal)	DR	X		X	Oct 23
WV – Severe Storms, Flooding, Landslides, and Mudslides	DR	X		X	Oct 25



**FEMA**



# FEMA

Helping people before, during, and after disasters.



*Scan to subscribe to this briefing.*