

The Disaster Center is dedicated to the idea that disaster mitigation is cost effective and individuals pursuing their own interest are the greatest potential force for disaster reduction.

Please consider making a small donation to the Disaster Center



When disaster mitigation is cost effective, we are on the road to bringing disasters to an end.



FEMA

Daily Operations Briefing

Monday, November 04, 2019

8:30 a.m. EST

National Current Operations & Monitoring



Significant Incidents or Threats:

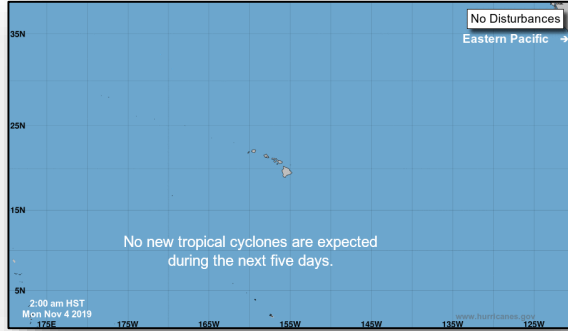
- None

Tropical Activity:

- Atlantic: No new tropical cyclones expected during the next five days
- Eastern Pacific: No new tropical cyclones expected during the next five days
- Central Pacific: No new tropical cyclones expected during the next five days
- Western Pacific: No activity affecting U.S. interests

Declaration Activity: None

Tropical Outlook – Five Day



Central Pacific

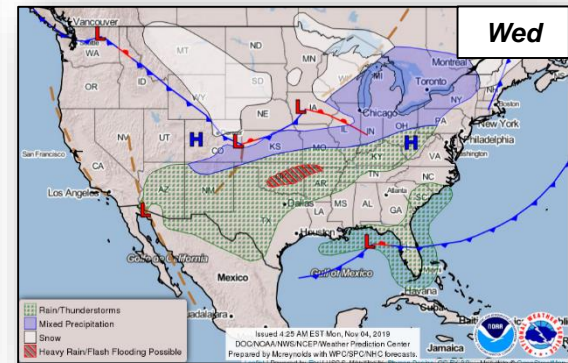
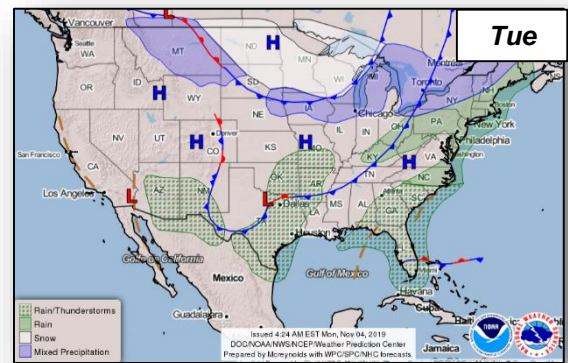
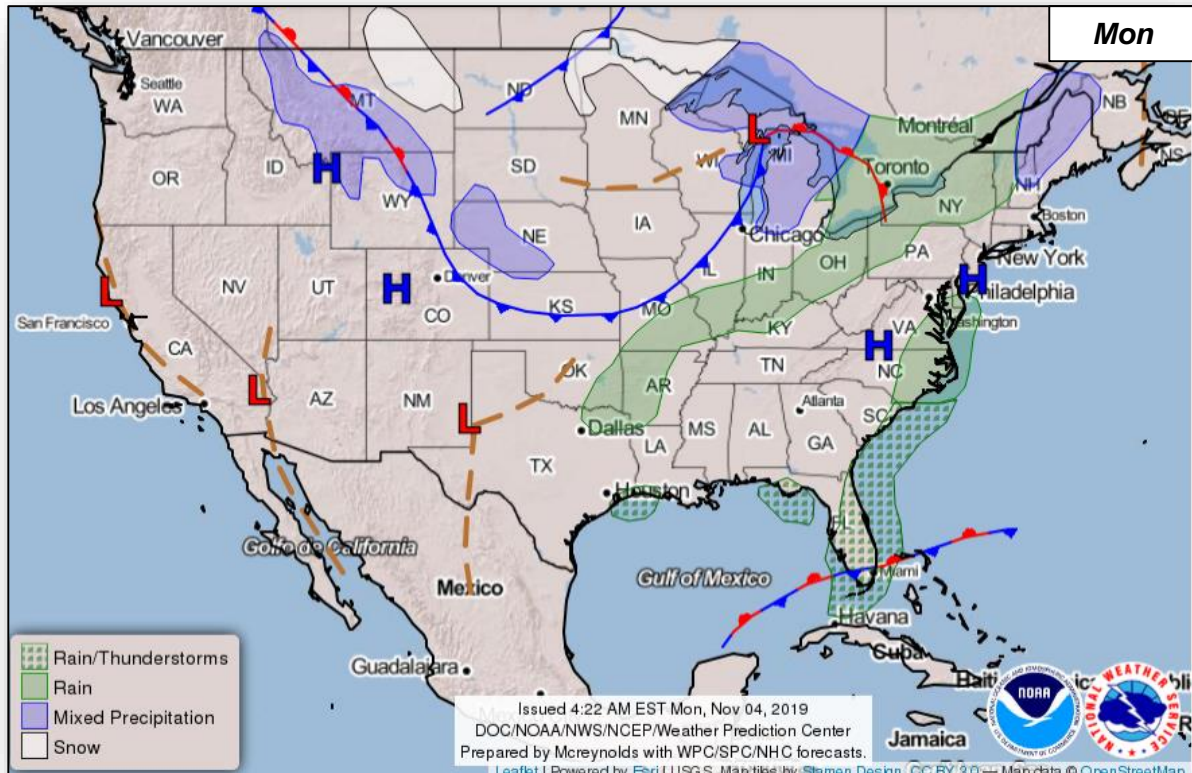


Eastern Pacific

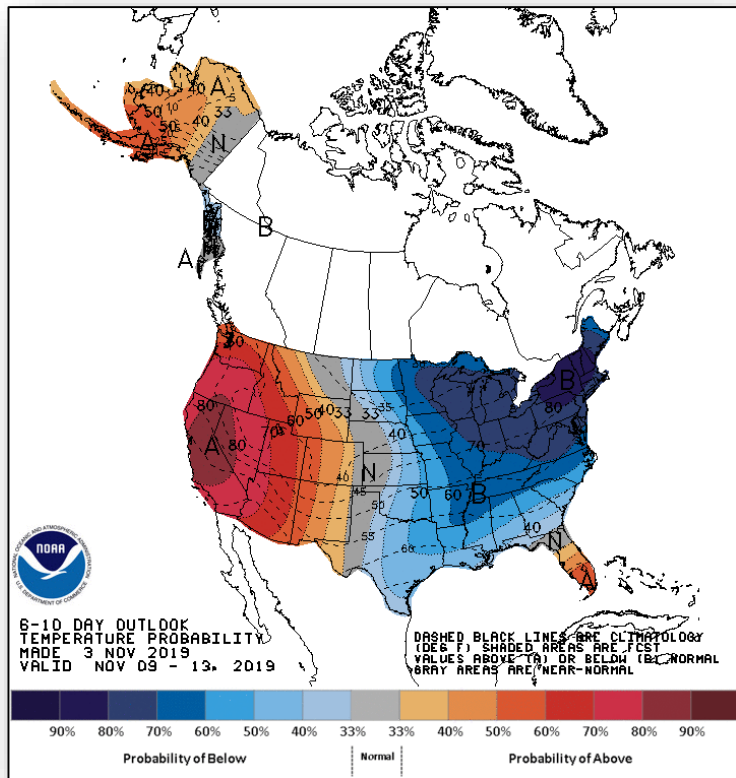


Atlantic

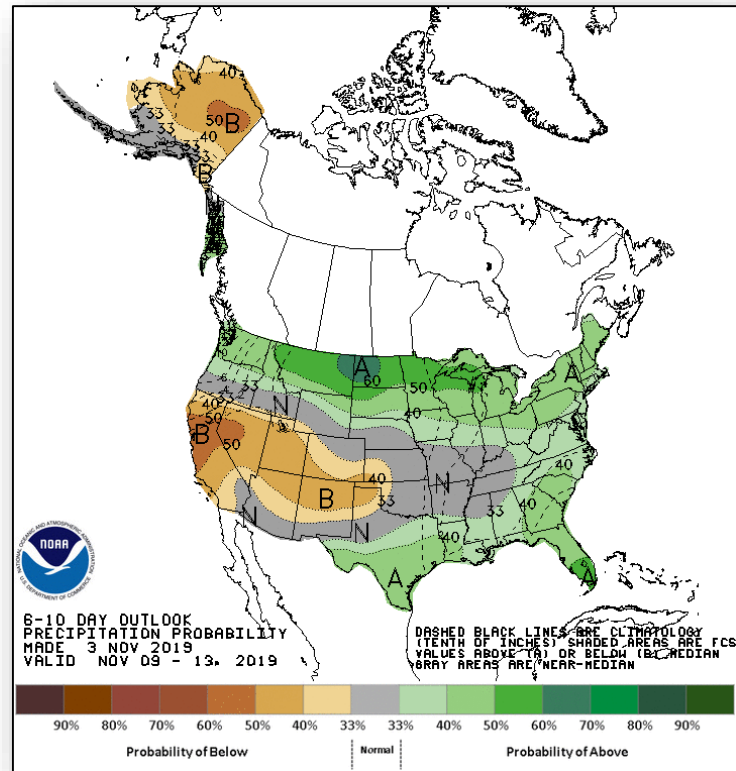
National Weather Forecast



Long Range Outlooks – Nov 9-13

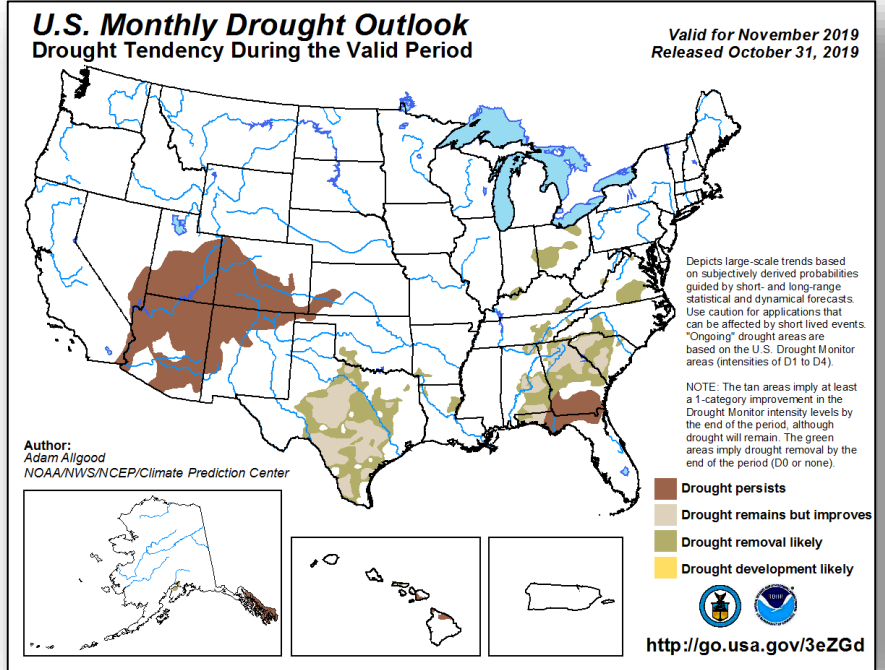
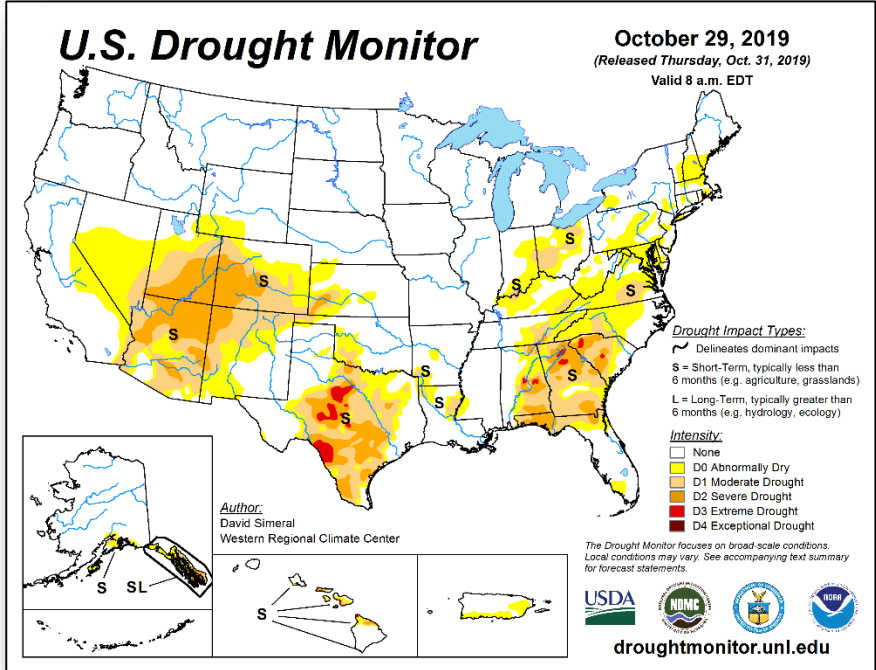


6-10 Day Temperature Probability



6-10 Day Precipitation Probability

U.S. Monthly Drought Outlook



Joint Preliminary Damage Assessments



Region	State / Location	Event	IA/PA	Number of Counties		Start – End
				Requested	Completed	
I	VT	Severe Flooding Oct 31 – Nov 1, 2019	IA	0	0	N/A
			PA	6	0	11/5 – TBD
VI	TX	Severe Weather and Tornadoes Oct 21	IA	0	0	N/A
			PA	3	2	10/25 – TBD

Declaration Requests in Process – 2



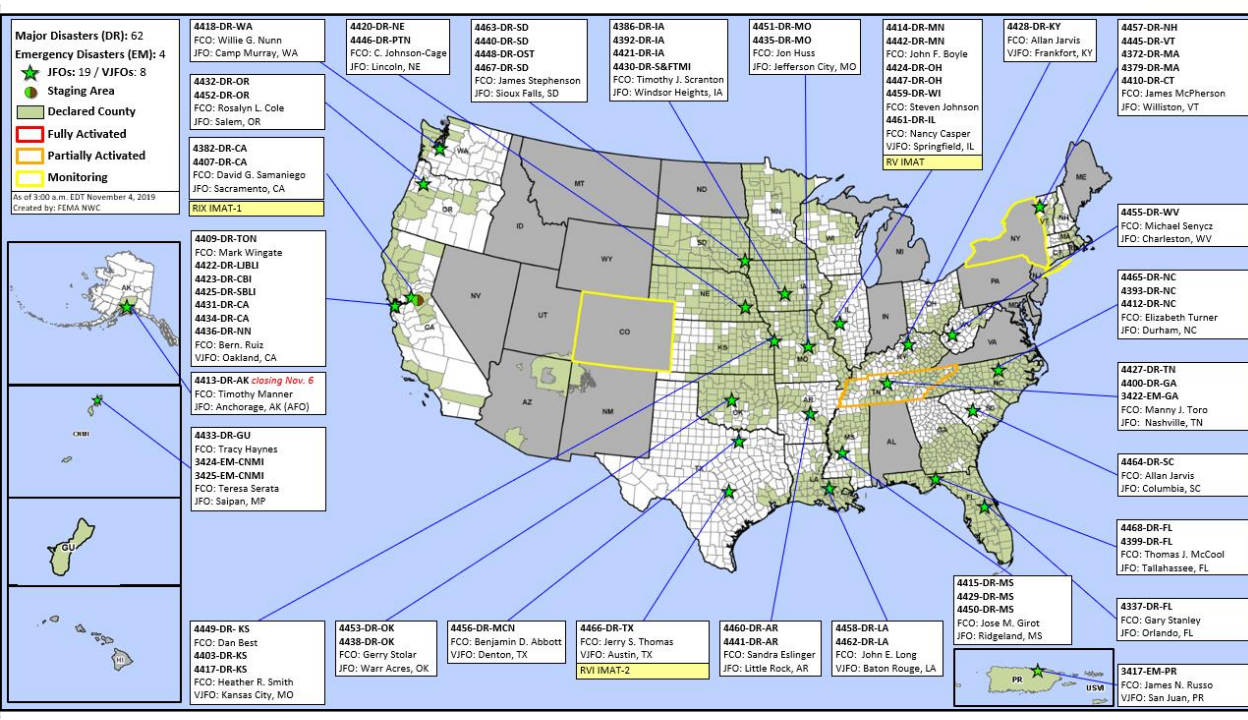
State / Tribe / Territory – Incident Description	Type	IA	PA	HM	Requested
NE - Severe Storms, Straight-line Winds, Tornadoes, and Flooding	DR	X	X	X	Oct 21
SD - Severe Storms, Tornadoes, and Flooding	DR	X	X	X	Oct 25



FEMA

FEMA Common Operating Picture

FEMA HQ		
NWC	NRCC	
Monitoring	GOLD	
FEMA REGIONS		
WATCH	RRCC	
Monitoring	I	Rostered
Monitoring	II	Rostered
Monitoring	III	Rostered
Monitoring	IV	Rostered
Monitoring	V	Rostered
Monitoring	VI	Rostered
Monitoring	VII	Rostered
Monitoring	VIII	Rostered
Monitoring	IX	Rostered
Monitoring	X	Rostered
Notes:		
CO: Wildfires		
TN: Severe Weather		
NY: High Winds		



N-IMATS	
3 Teams	
Red	
Blue	
Gold	
R-IMATS	
4 – 6 Teams	
I	2
II	
III	Reconstituting
IV-1	
IV-2	
V	IL
VI-1	
VI-2	TX
VII	1
VIII	3
IX-1	CA
IX-2	
X	
FMC	PMC
NMC	Deployed

Team:	US&R	MERS	FCOs	FDRCS	IM WORKFORCE
Status	>66%	>66%	≤1 Type 1	=2	
Assigned:	28	36	41	12	13,722 ▼
Unavailable	0	0	4	0	3,496 ▼
Deployed:	0	0	32	10	5,618 ▼
Available:	28	36	5	2	4,608 / 34% ▼

IM CADRE AVAILABILITY SUMMARY
Cadres with 25% or Less Availability
EHP 9% (52/570); FL 11% (17/159); IT 23% (140/618); PA 10% (271/2,740); SAF 11% (6/54)



FEMA

FEMA's mission is helping people before, during, and after disasters.

Click [here](#) to subscribe to this briefing.