

FEMA National Watch Center

Daily Operations Briefing

Friday, November 3, 2023

8:30 a.m. ET



FEMA

National Current Ops / Monitoring

New Significant Incidents / Ongoing Ops

- No significant incidents / operations

Hazard Monitoring

- Mixed precipitation – Pacific Northwest to the Northern Plains and the Northeast
- Tropical Activity:
 - Atlantic:
 - Disturbance 1: Low (10%)
 - Eastern Pacific:
 - Tropical Storm Pilar
 - Disturbance 1: Low (near 0%)

Disaster Declaration Activity

- One Amendment issued

Event Monitoring

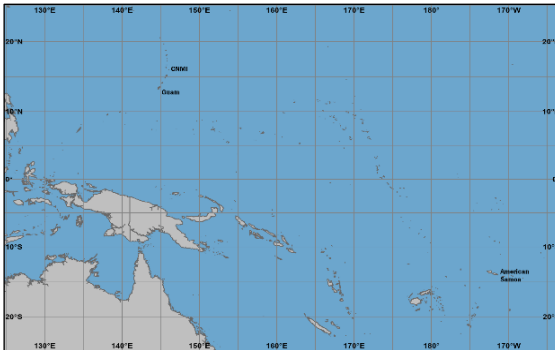
- No significant events



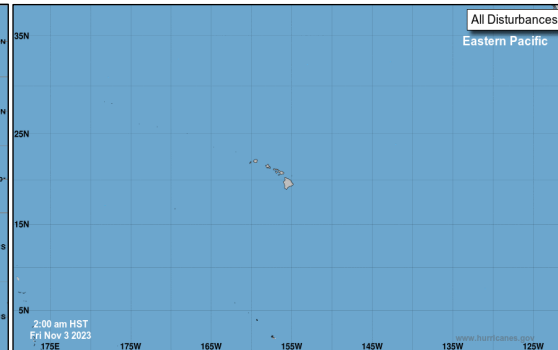
FEMA

Tropical Outlook

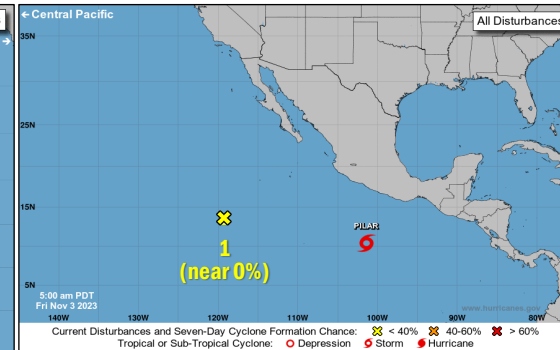
Western Pacific



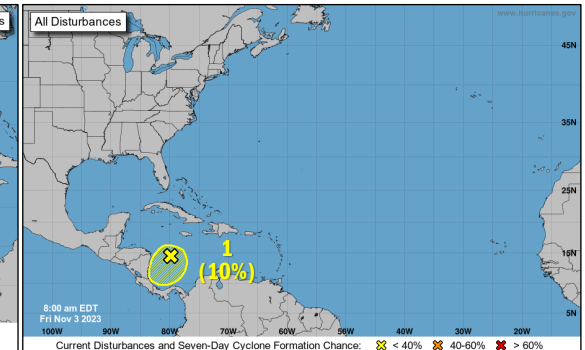
Central Pacific



Eastern Pacific



Atlantic



- No areas of concern for Guam, the Commonwealth of the Northern Mariana Islands or American Samoa

- No tropical cyclones expected during the next 7 days

Tropical Storm Pilar (Advisory #23, as of 5:00 a.m. ET)

- Located 505 miles S of Zihuatanejo, Mexico
- Maximum sustained winds 50 mph
- Moving WSW at 22 mph
- Little change in strength is forecast during the next few days
- Tropical-storm-force winds extend outward up to 70 miles

Disturbance 1 (as of 8:00 a.m. ET)

- Located over the western Caribbean Sea
- Further development is not likely as the system moves inland tonight or tomorrow
- 48-hour: Low (10%); 7-day: Low (10%)

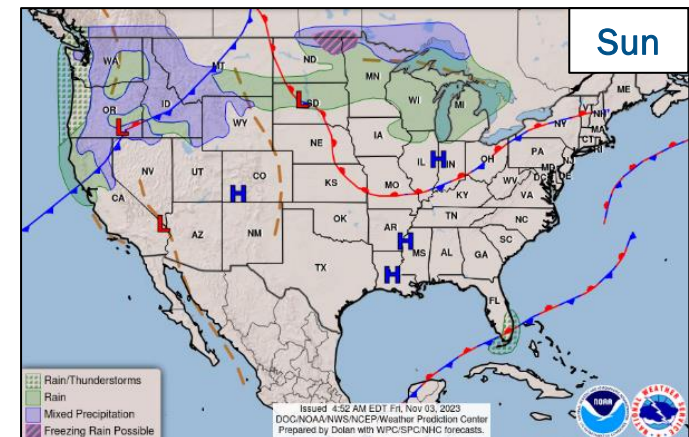
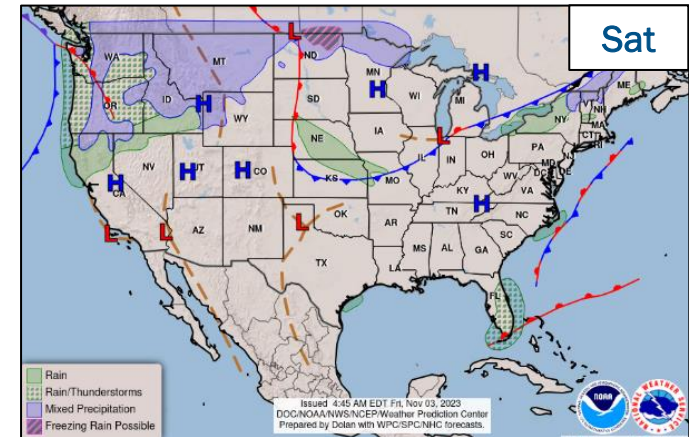
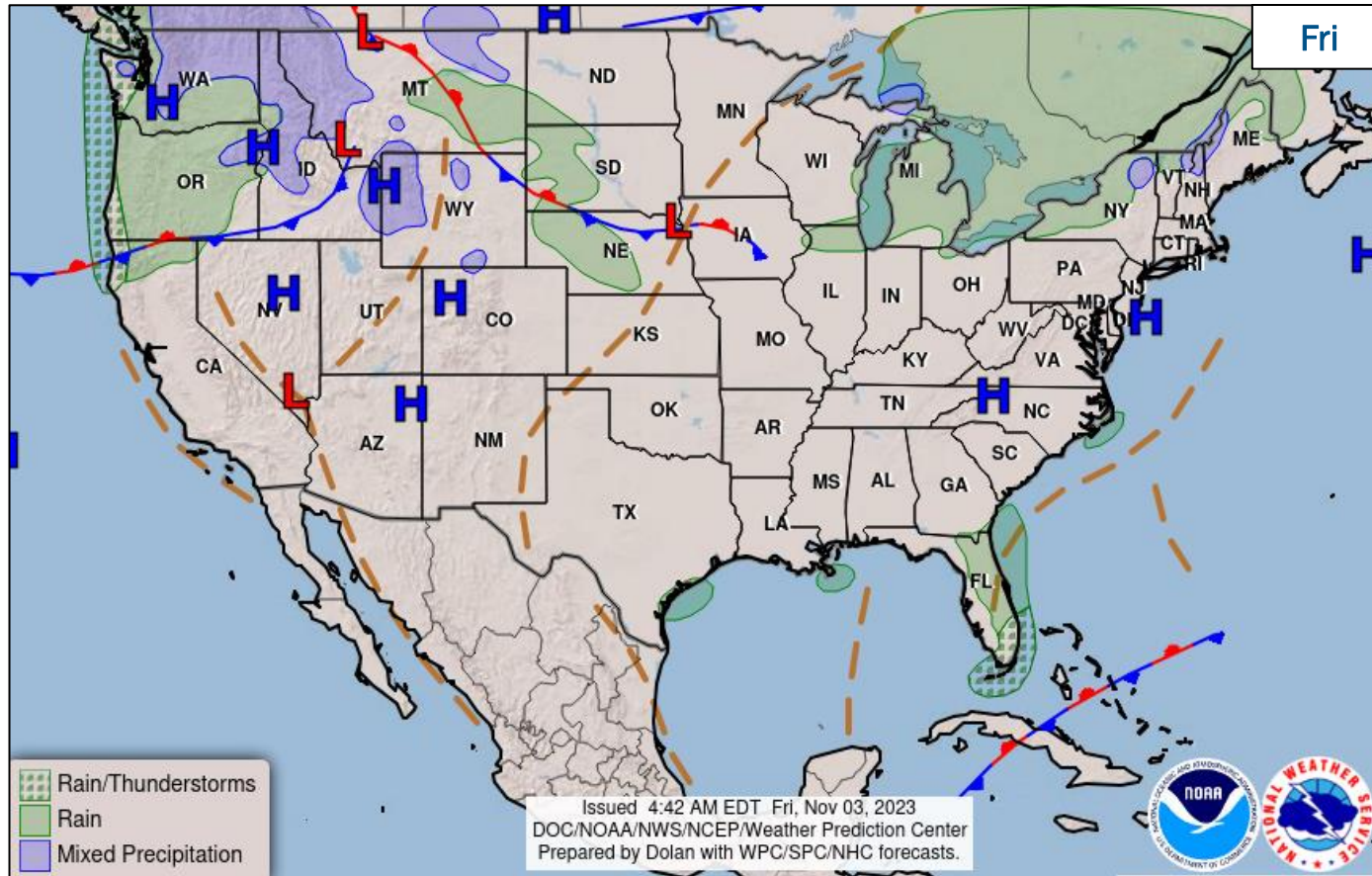
Disturbance 1 (as of 8:00 a.m. ET)

- Located several hundred miles SW of the Baja California peninsula
- Further development is not expected
- 48-hour: Low (near 0%); 7-day: Low (near 0%)



FEMA

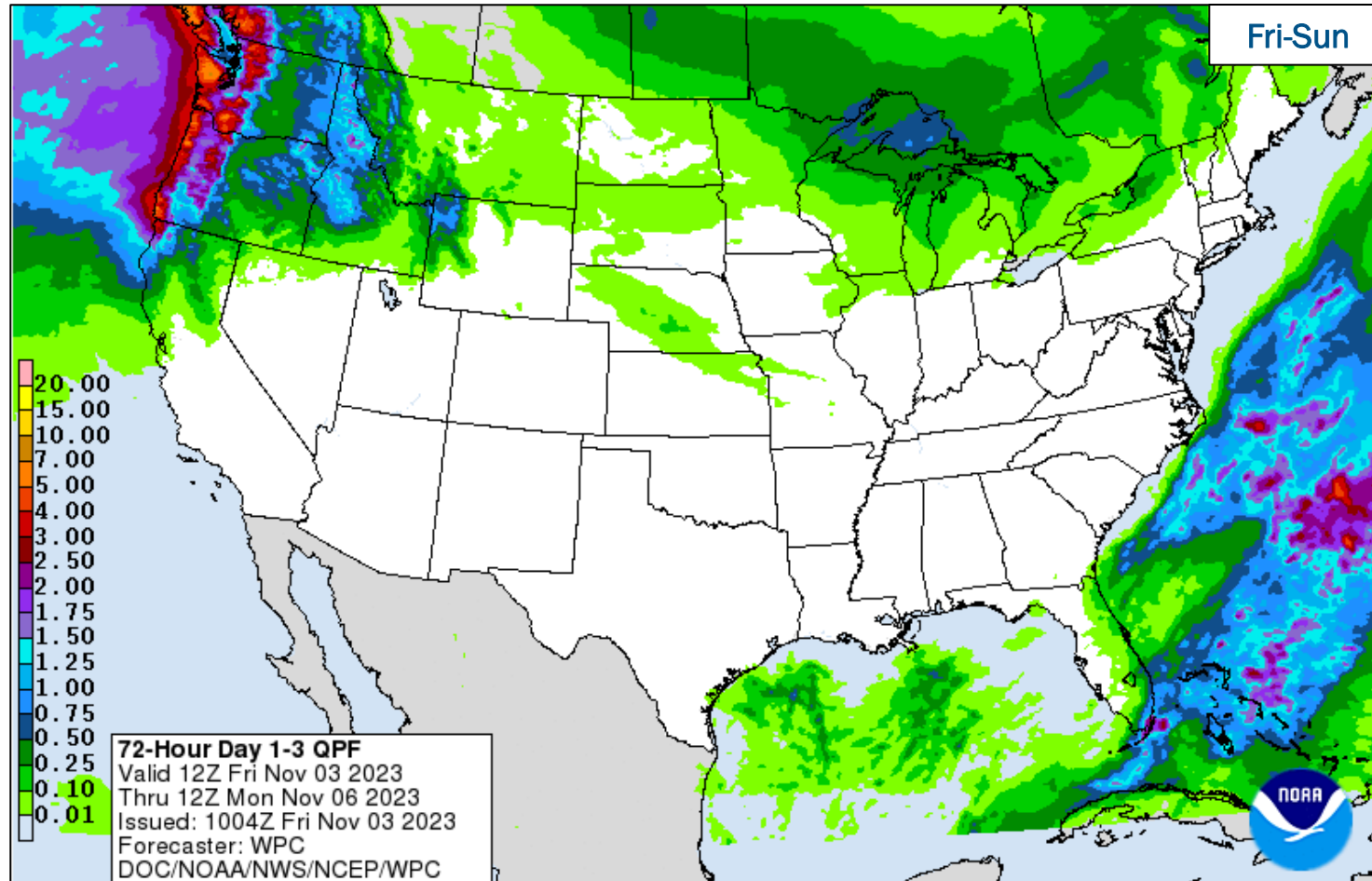
National Weather Forecast



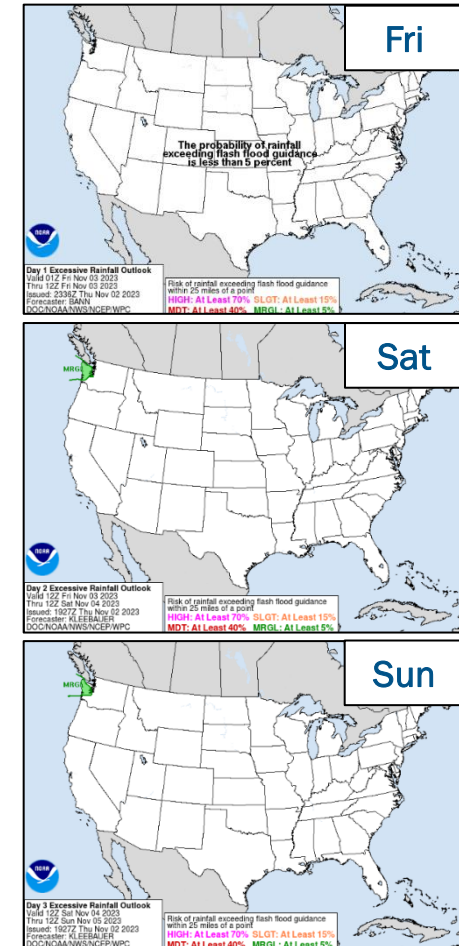
FEMA

National Watch Center

Precipitation & Excessive Rainfall



Fri-Sun



FEMA

National Watch Center

FEMA Common Operating Picture

18 + 7 Joint Field Offices Virtual Joint Field Offices Supporting
75 + 4 Major Disasters Emergency Declarations
9 Direct Housing Missions
28 RSF-Supported Disasters

Friday
 November 3, 2023
 8:30 a.m. ET

FEMA HQ		
NWC	NRCC	
Monitoring	Activated	
FEMA REGIONS		
Watch	RRCC	
Monitoring	I	Rostered
Monitoring	II	Rostered
Monitoring	III	Rostered
Monitoring	IV	Rostered
Monitoring	V	Rostered
Monitoring	VI	Rostered
Monitoring	VII	Rostered
Monitoring	VIII	Rostered
Monitoring	IX	Rostered
Monitoring	X	Rostered

N-IMATs	
2-5 Teams Available	
Red	
White	
Blue	
Gold	
HS	DC

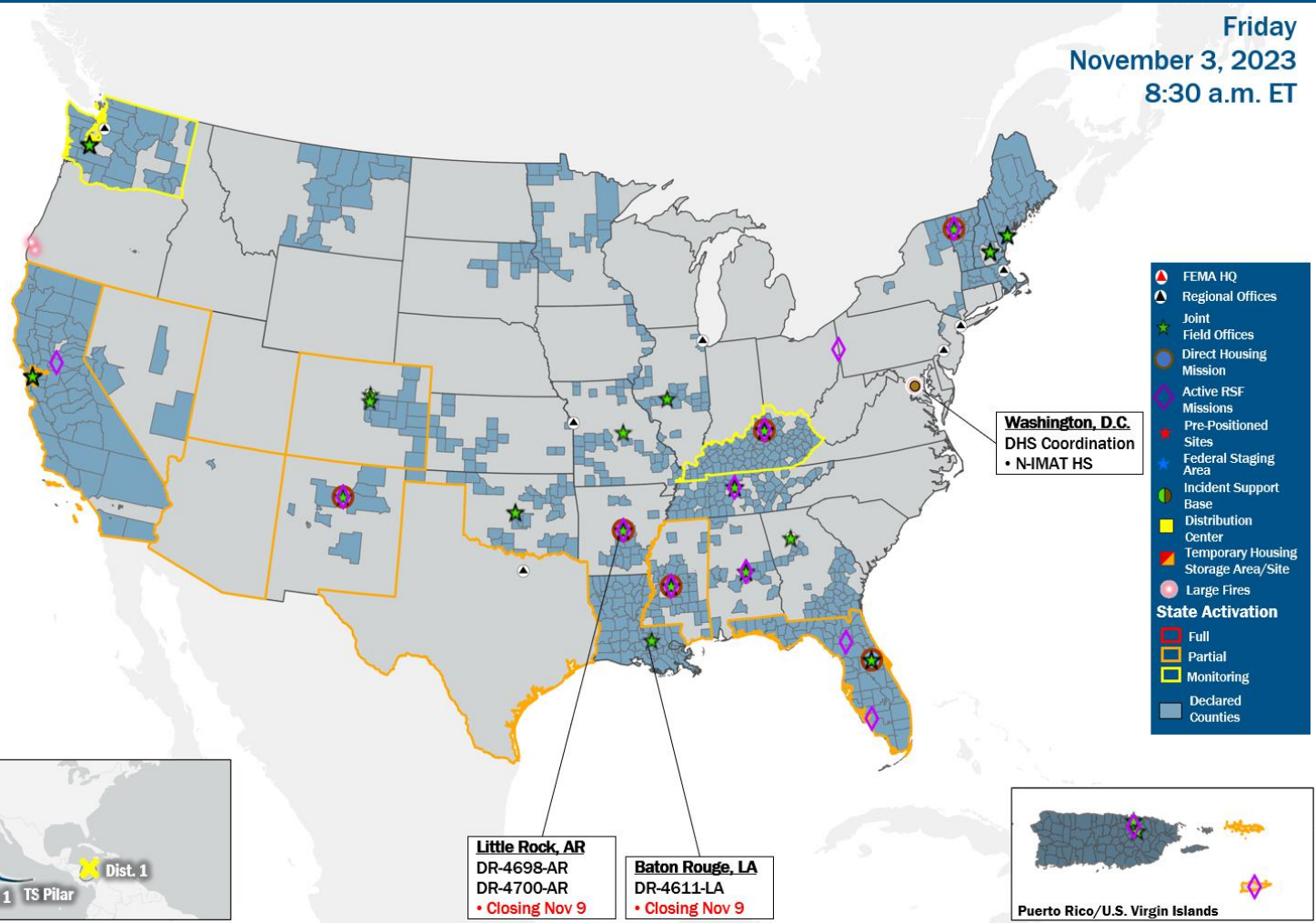
REGIONAL BREAKDOWN			
	JFO/VJFO	DR	EM
I	3/0	10	2
II	1/1	4	0
III	0/0	0	0
IV	6/1	20	1
V	2/0	2	0
VI	3/2	6	1
VII	1/0	3	0
VIII	1/1	4	0
IX	0/1	15	0
X	1/1	11	0

R-IMATs	
≥ 7 Teams Available	
I	
II	
III	2
IV-1	Personnel
IV-2	3
V	
VI-1	
VI-2	1
VII	
VIII	Reconstituting
IX-1	Personnel
IX-2	HI
X	Personnel

Notes:	
RWCs/RRCCs/IMATs: NRCC/N-IMAT HS: DHS Coordination	STATE EOCs: MS: Severe Weather FL: TC Idalia TX: Ongoing Threats CO: Avian Influenza/ Fremont Co. Return to Nature AZ/CO: SW Border CA/HI/WA: Wildfires CA/NV: TC Hilary VI: Potable Water KY: Structure Collapse

Surge Capacity Force	
Rostered 8,398	Deployed 0

Fully Mission Capable (FMC)
Partially Mission Capable (PMC)
Not Mission Capable (NMC)
Deployed



IM Workforce

13,619 (-12) Assigned
 4,183 (-46) Unavailable
 5,867 (+15) Deployed

26% / 3,569 (+19) Available

IM Cadre Availability

13 Cadres ≤ 25% Availability

Civil Rights: 22% (31/140); Disability Integration: 15% (8/54);
 Environmental Planning and Historic Preservation: 17% (141/811); Field Leadership: 12% (16/136);
 Hazard Mitigation: 16% (195/1,214); Human Resources: 21% (37/175);
 Interagency Recovery Coordination: 20% (57/291); Logistics: 22% (325/1,511); Operations: 14% (49/343);
 Public Assistance: 10% (229/2,190); Planning 13% (62/466); Safety: 12% (10/81); Security: 19% (25/134)

MERS

> 66%

36 Assigned
 0 Unavailable
 0 Deployed

36 Available

US&R

> 66%

28 Assigned
 1 (-1) Unavailable
 0 Deployed

27 (+1) Available

FCO

≤ 1 Type I

50 Assigned
 6 Unavailable
 39(-1) (26 (-1) FCOR) Deployed

5 (+1) Available

Joint Preliminary Damage Assessments

Region	State / Location	Incident	IA	Number of Counties		Start - End
			PA	Requested	Complete	
I	MA	Flooding Sep 11-13	IA	2	2	10/10 - 10/27
			PA	4	0	10/10 - TBD
III	PA	Flooding Sep 9-10	IA	1	1	10/2 - 10/4
			PA	3	0	9/28 - TBD
	WV	Flooding Aug 28-30	IA	5	5	9/19 - 9/21
			PA	4	0	10/16 - TBD



FEMA

Declaration Amendments

Declaration	Number	Issued	Action
FEMA-4673-DR-FL	15	Oct 25	Authorizes Federal funds for all categories of Public Assistance at 90 percent of total eligible costs, except assistance previously approved at 100 percent



FEMA

Declaration Requests in Process – 11

State / Tribe / Territory – Incident Description	Type	IA	PA	HM	Requested
MI – Flooding (Appeal)	DR		X	X	Jun 15
OH – Train Derailment	DR	X	X	X	Jul 3
UT – Flooding	DR		X	X	Aug 11
AR – Severe Storms and Flooding	DR	X	X	X	Aug 22
Inupiat Community of the Arctic Slope (ICAS) – Severed Undersea Fiber Optic Line (Appeal)	EM		X		Aug 23
NH – Severe Winter Storm and Snowstorm (Appeal)	DR		X	X	Sep 6
CA – Tropical Storm Hilary	DR		X	X	Sep 14
WA – Wildfires	DR	X	X	X	Oct 4
MI – Severe Storms, Tornadoes, and Flooding	DR	X	X	X	Oct 18
KY – Severe Storms, Tornadoes, Straight-Line Winds, and Flooding (Appeal)	DR	X		X	Oct 23
WV – Severe Storms, Flooding, Landslides, and Mudslides	DR	X		X	Oct 25



FEMA



FEMA

Helping people before, during, and after disasters.



Scan to subscribe to this briefing.