

FEMA National Watch Center

Daily Operations Briefing

Sunday, November 2, 2025

8:30 a.m. ET



FEMA

National Current Operations / Monitoring

New Significant Incidents / Ongoing Operations

- No new significant incidents / operations

Hazard Monitoring

- Mixed Precipitation – Pacific Northwest, Northern Intermountain
- Elevated Fire Weather – Northern / Central Plains
- Tropical Activity:
 - Central and Eastern Pacific:
 - Disturbance 1: Low (10%)

Disaster Declaration Activity

- No new declaration activity

Event Monitoring

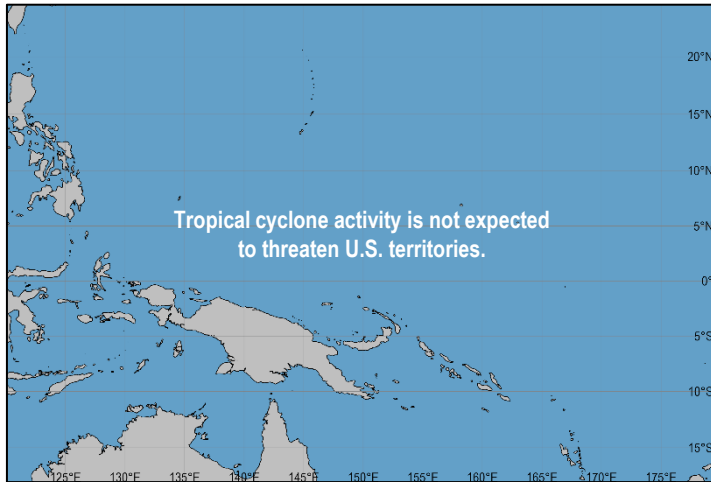
- 54th New York City Marathon – New York City, NY



FEMA

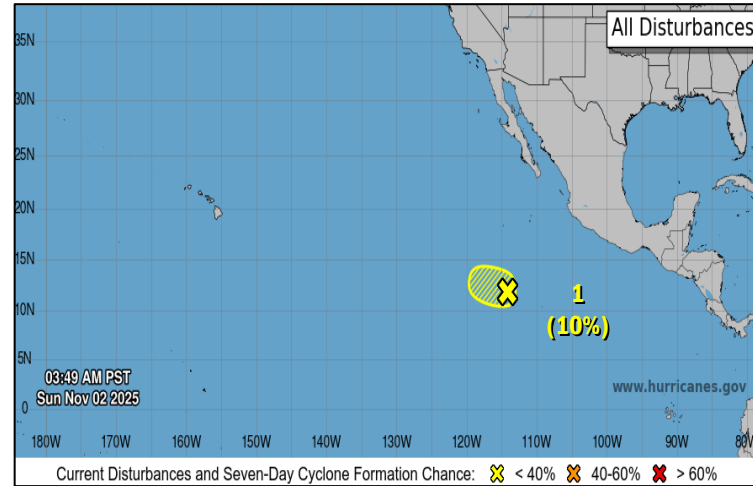
Tropical Outlook

Western Pacific



- No tropical cyclones threatening U.S. territories

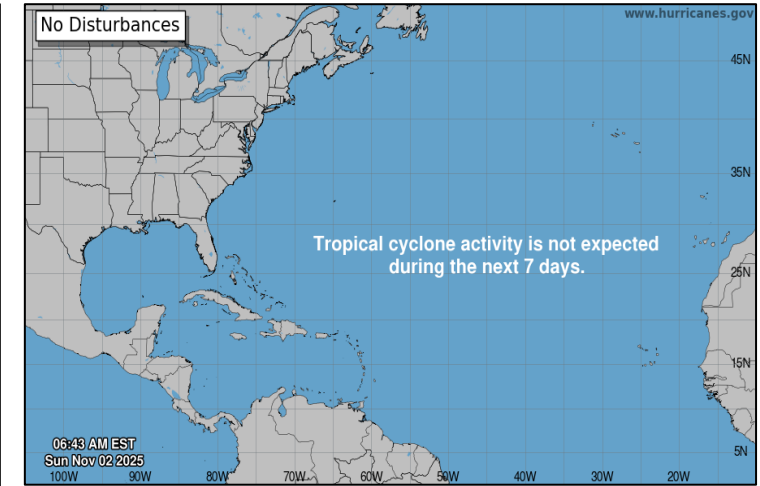
Central and Eastern Pacific



Disturbance 1: (as of 8:00 a.m. ET)

- Located several hundred miles SSW of the Baja California Peninsula
- Development of this system is unlikely
- Formation Chance – 48-hour: Low (10%); 7-day: Low (10%)

Atlantic

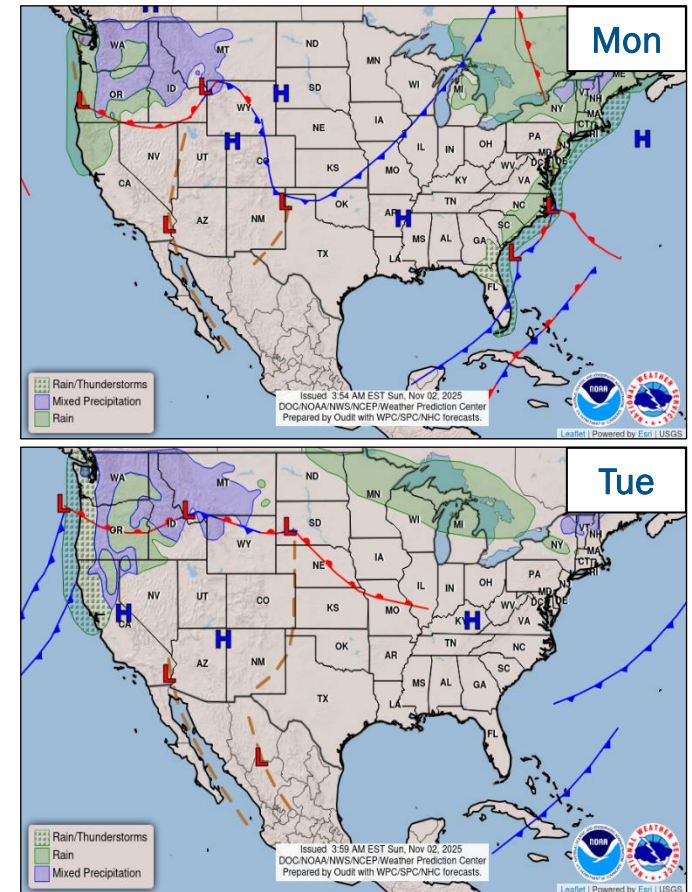
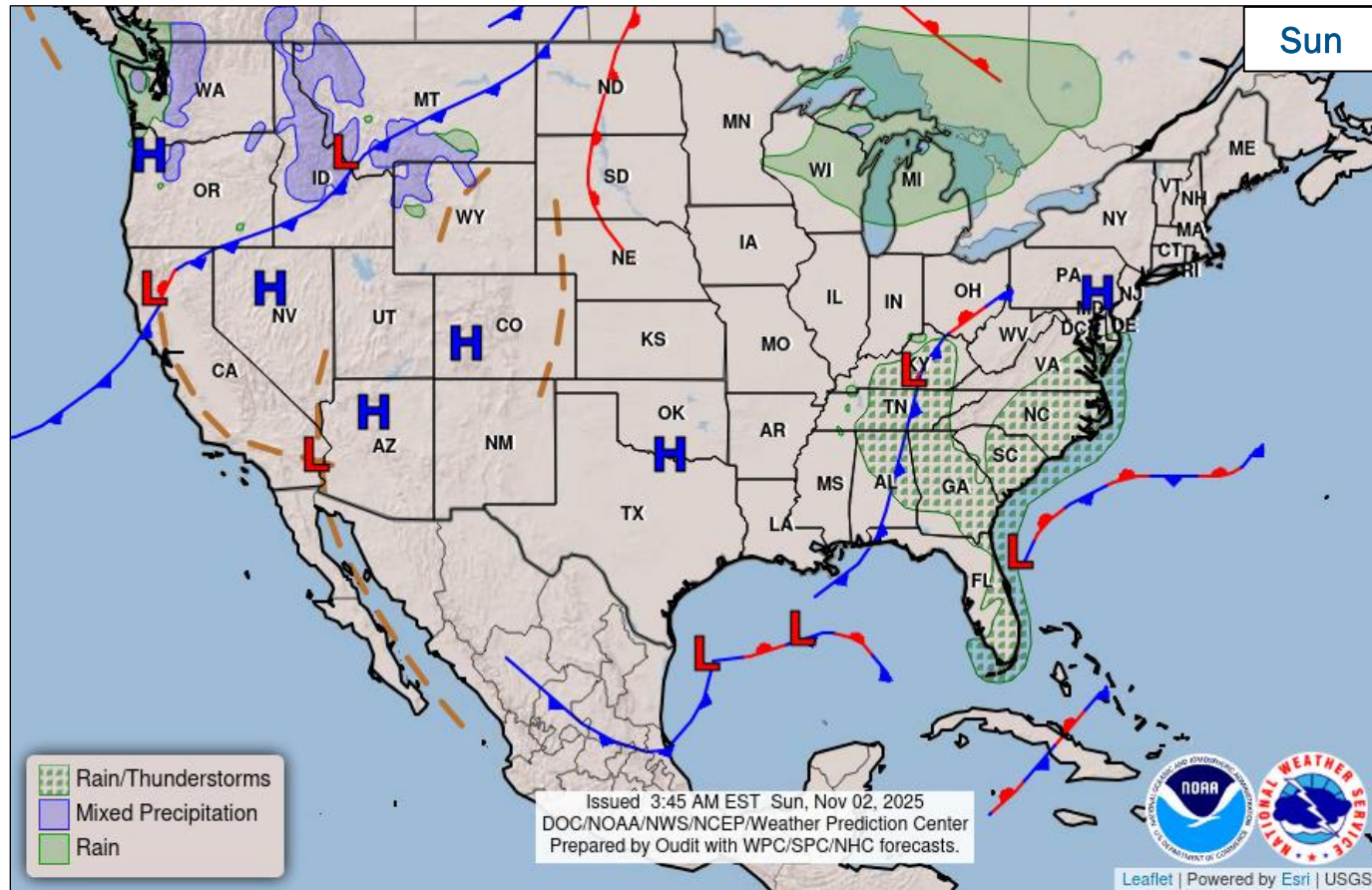


- No tropical cyclones expected during the next 7 days



FEMA

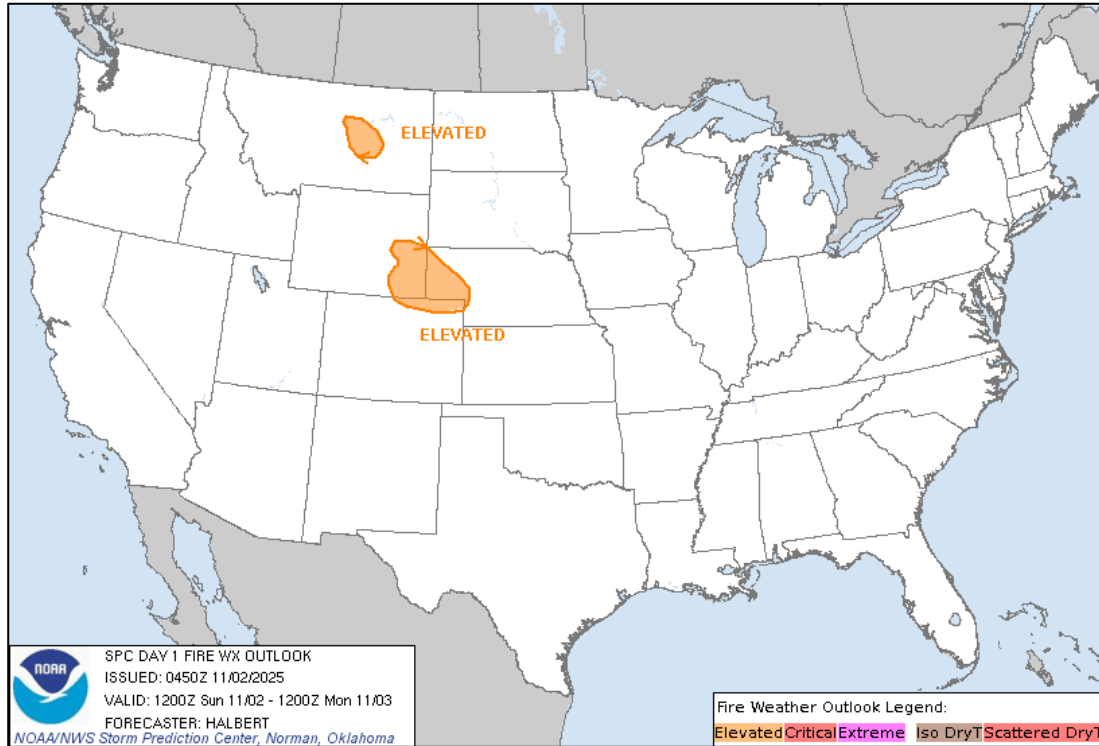
National Weather Forecast



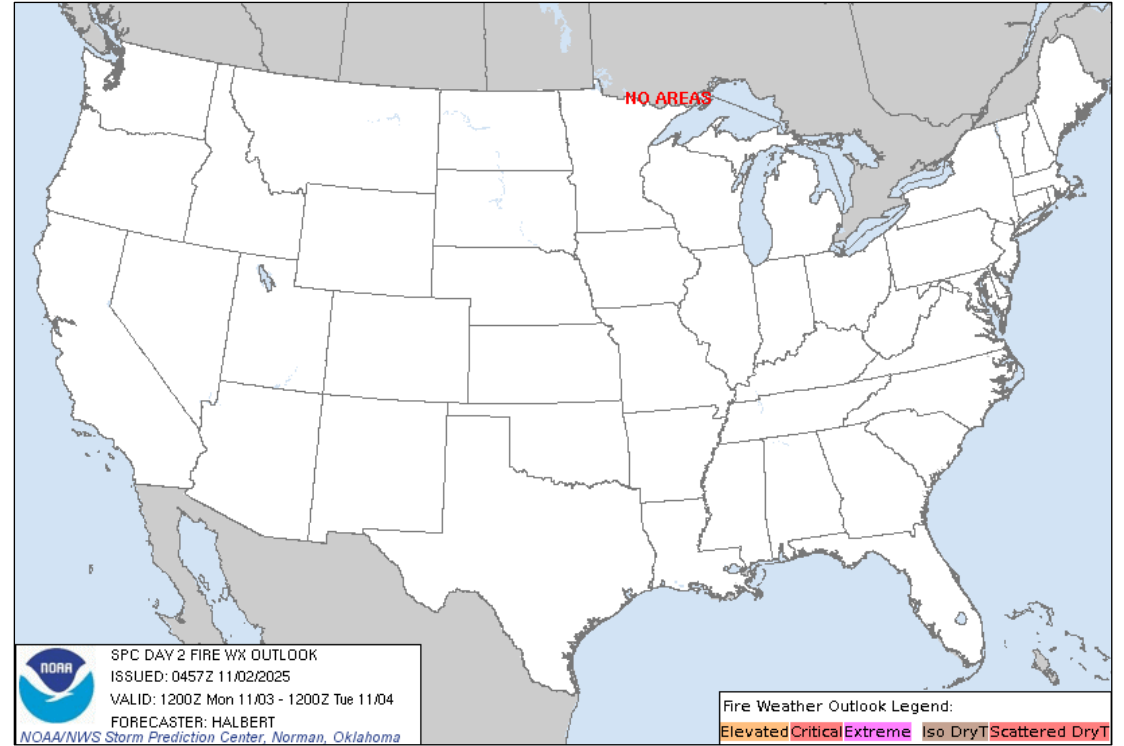
FEMA

National Watch Center

Fire Weather Outlook



Today



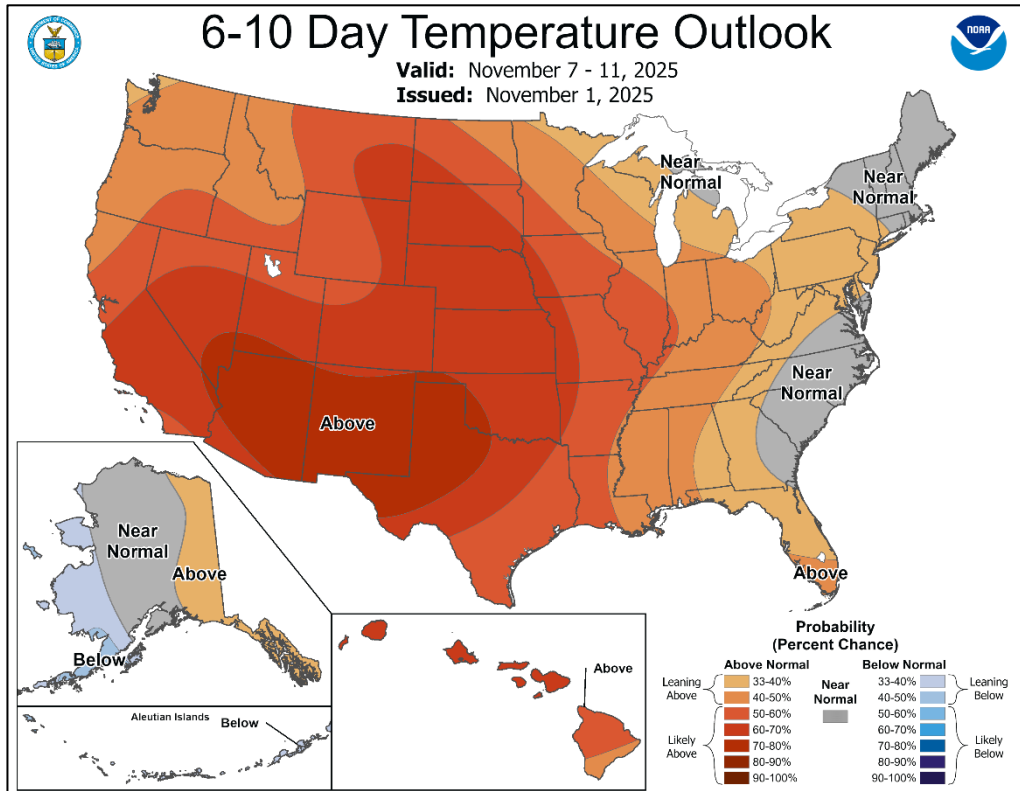
Tomorrow



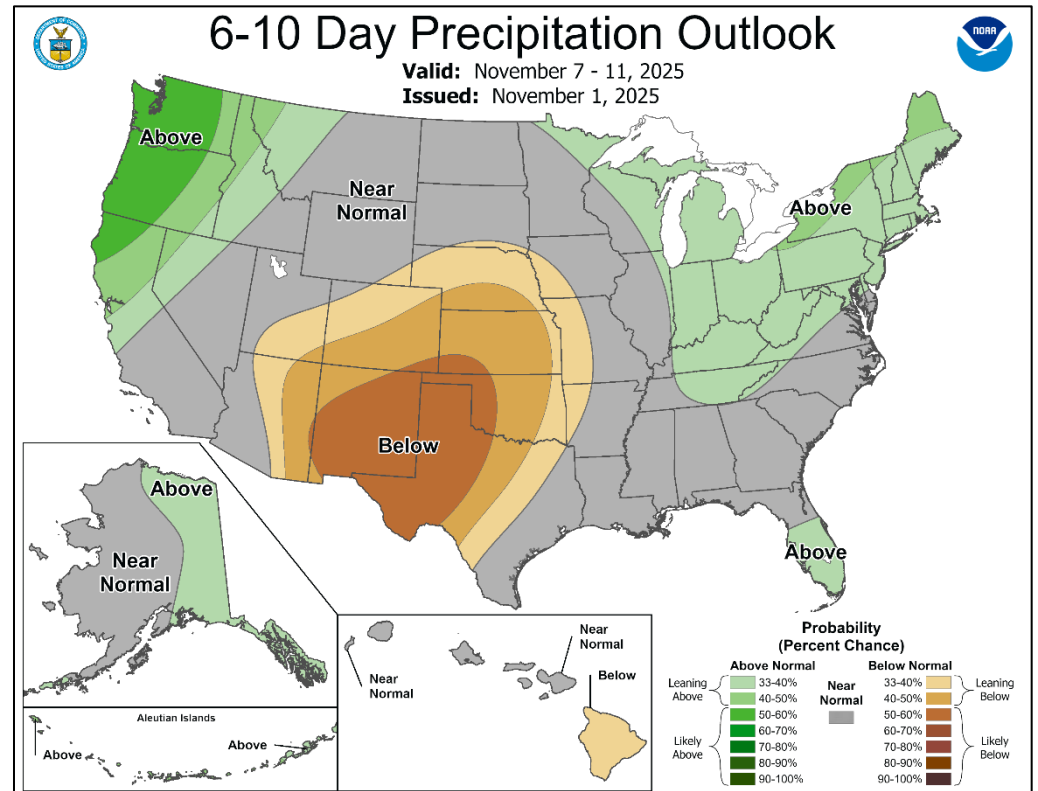
FEMA

National Watch Center

Long Range Outlooks – Nov 7-11



6-10 Day Temperature Probability



6-10 Day Precipitation Probability



FEMA

FEMA Common Operating Picture

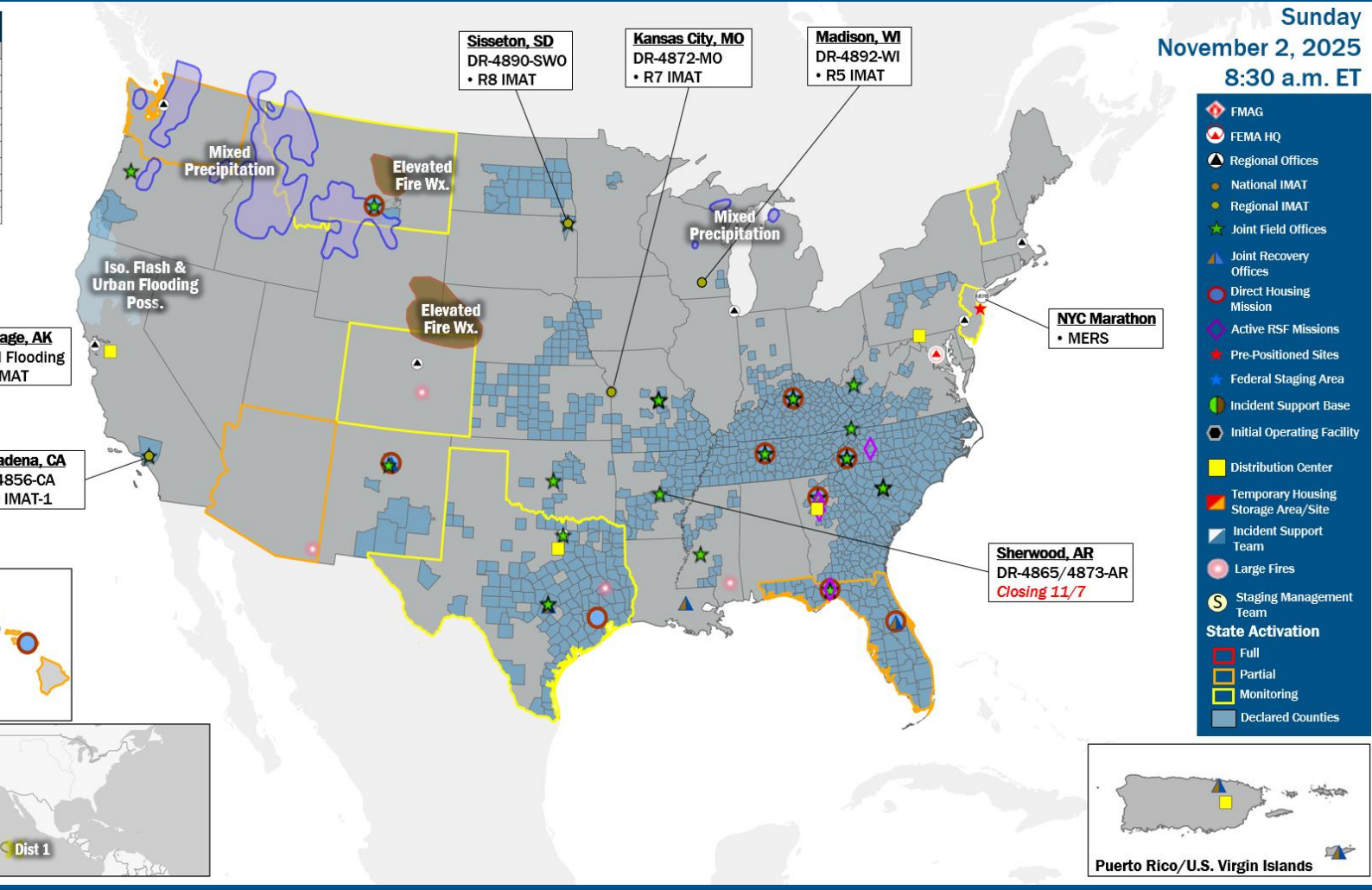
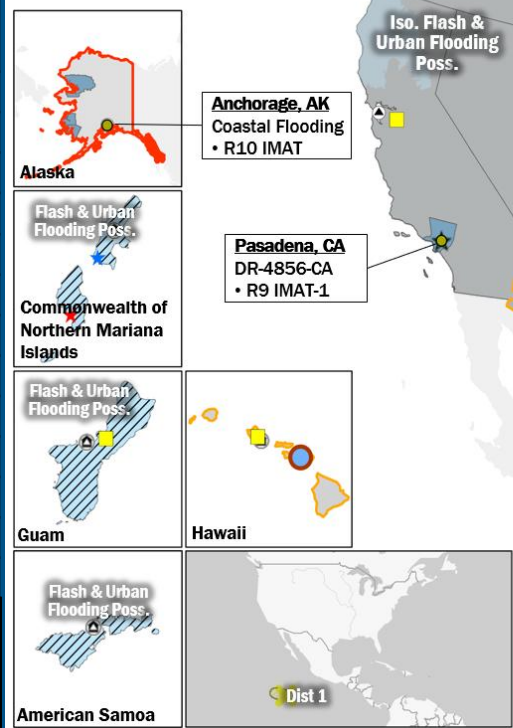
18 Joint Field Offices **55** Major Disasters **7** Emergency Declarations **12** Direct Housing Missions **6** RSF-Supported Disasters **6** Joint Recovery Offices

Sunday
November 2, 2025
8:30 a.m. ET

FEMA HQ	
NWC	NRCC
Monitoring	Steady State
FEMA REGIONS	
Watch	RRCC
Monitoring	R1 Rostered
Enhanced	R2 Rostered
Monitoring	R3 Rostered
Monitoring	R4 Rostered
Monitoring	R5 Rostered
Monitoring	R6 Rostered
Monitoring	R7 Rostered
Monitoring	R8 Rostered
Monitoring	R9 Rostered
Monitoring	R10 Rostered
Notes:	
NRCC/RWCs/RRCCs:	State EOCs:
• R2 Watch: 54 th New York City Marathon	• HI: Wildfires
• R5 Watch: Staffing (Dayshift 7:00 a.m. - 7:00 p.m. ET)	• AZ/CO/TX: Flooding
	• VT: Drought
	• AK: Coastal Storms
	• WA: EMAC Support
	• MT: Prison Water System
	• NJ: SNAP Disruption Event
IMATs:	
• NSTR	
Surge Capacity Force	
Rostered 7,971	Deployed 0

N-IMATs	
2-5 Teams Available	
Red	
White	
Blue	
Gold	
HS	
R-IMATs	
≥ 7 Teams Available	
R1	1
R2	3
R3	
R4 (1)	
R4 (2)	
R5	WI (Sep 15)
R6 (1)	2
R6 (2)	
R7	MO (Oct 27)
R8	SD (Sep 22)
R9 (1)	CA (Jan 8)
R9 (2)	
R10	AK (Oct 12)
Fully Mission Capable (FMC)	
Partially Mission Capable (PMC)	
Not Mission Capable (NMC)	
Deployed	

REGIONAL BREAKDOWN				
	JFO	DR	EM	JRO
R1	0	0	0	0
R2	0	0	0	2
R3	2	6	1	0
R4	7	18	5	1
R5	0	3	0	0
R6	4	9	1	3
R7	1	11	0	0
R8	2	5	0	0
R9	1	1	0	0
R10	1	2	0	0



- FMAG
- FEMA HQ
- Regional Offices
- National IMAT
- Regional IMAT
- Joint Field Offices
- Joint Recovery Offices
- Direct Housing Mission
- Active RSF Missions
- Pre-Positioned Sites
- Federal Staging Area
- Incident Support Base
- Initial Operating Facility
- Distribution Center
- Temporary Housing Storage Area/Site
- Incident Support Team
- Large Fires
- Staging Management Team
- State Activation**
- Full
- Partial
- Monitoring
- Declared Counties

IM Workforce

11,750 Assigned
4,402 (-107) Unavailable
3,780 (-22) Deployed

30% (+1) / 3,468 (+29) Available

IM Cadre Availability

11 (-1) Cadres ≤ 25% Availability

Civil Rights: 18% (18/101); Disability Integration: 17% (3/18); External Affairs: 22% (67/307); Environmental Planning and Historic Preservation: 13% (87/672); Field Leadership: 11% (14/122); Financial Management: 21% (38/184); Hazard Mitigation: 14% (109/788); Human Resources: 24% (38/159); Public Assistance: 21% (432/2,075); Planning: 16% (59/359); Safety: 23% (21/91)

MERS

≥ 66%

36 Assigned
6 Unavailable
0 Deployed

30 Available

US&R

≥ 66%

28 Assigned
0 Unavailable
0 Deployed

28 Available

FCO

≤ 1 Type I

38 Assigned
4 Unavailable
32 (19 FCOR) Deployed

2 Available

Joint Preliminary Damage Assessments

Region	State / Location	Incident	IA	Number of Counties		Start - End
			PA	Requested	Completed	
6	PATN*	Severe Storms and Flooding Sep 28-29	IA	1	0	TBD - TBD
			PA	1	0	TBD - TBD
7	KS	Severe Storms, Straight-line Winds, Torrential Rain, and Flooding Sep 8-10	IA	0	0	N/A
			PA	5	3	10/14 - TBD
8	CO	Flooding and Severe Storms Oct 13	IA	2	0	11/3 - TBD
			PA	3	3	10/28 - 10/31
9	SCAT-NSN**	Thunderstorms and Flooding Sep 25-27, Oct 10-13	IA	0	0	N/A
			PA	1	0	11/2 - TBD

*Pueblo of Acoma Tribal Nation, **San Carlos Apache Tribe - Native Sovereign Nation



FEMA

National Watch Center

Declaration Requests in Process – 6

State / Tribe / Territory – Incident Description	Type	IA	PA	HM	Requested
OK – Severe Storms, Tornadoes, Straight-line Winds, and Flooding (Appeal)	DR		X	X	Aug 19
KS – Severe Storms, Straight-line Winds, Tornadoes, and Flooding	DR		X	X	Sep 17
RST* – Severe Storm, Straight-line Winds, and Tornado (Appeal)	DR	X	X	X	Sep 18
CO – Lee and Elk Fires, Flooding, and Mudslides	DR		X	X	Sep 26
MT – Water Systems Failure	EM		X		Oct 22
AZ – Severe Storms and Flooding	DR		X	X	Oct 24

*Rosebud Sioux Tribe



FEMA



FEMA

Helping people before, during, and after disasters.



Scan to subscribe to this briefing.