

FEMA National Watch Center

Daily Operations Briefing

Monday, October 31, 2022

8:30 a.m. ET



FEMA

National Current Ops / Monitoring

New Significant Incidents / Ongoing Ops

- No significant incidents / operations

Hazard Monitoring

- Mixed Precipitation – Pacific Northwest
- Thunderstorms – Mississippi Valley to Southeast
- Tropical Activity:
 - Atlantic:
 - Potential Tropical Cyclone Fifteen

Disaster Declaration Activity

- No new declaration activity

Event Monitoring

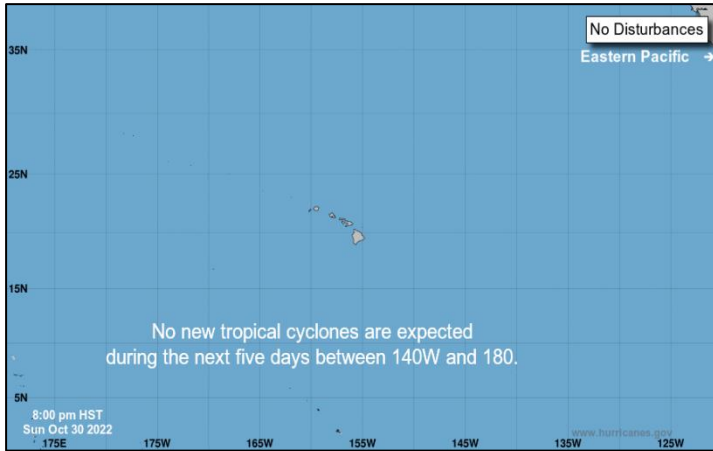
- No significant events



FEMA

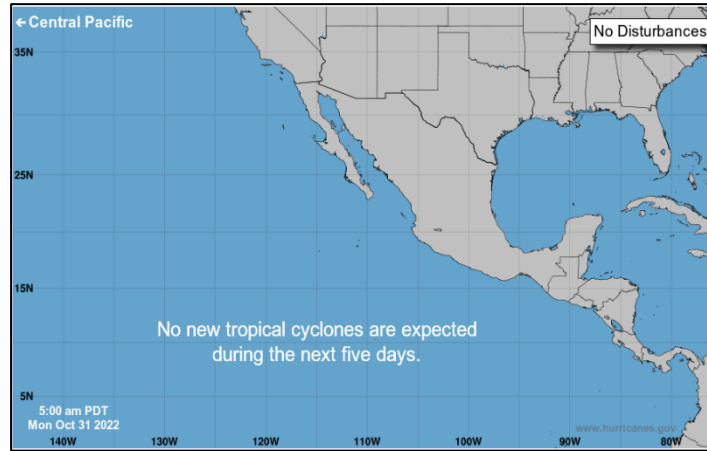
Tropical Outlook – Five Day

Central Pacific



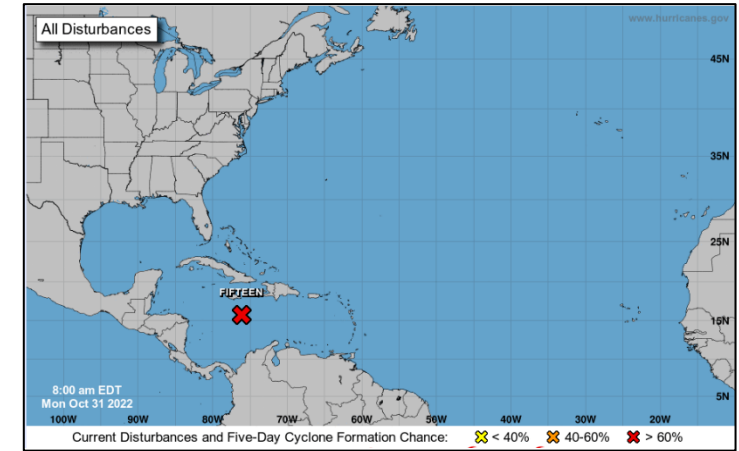
- No tropical cyclones expected during the next 5 days

Eastern Pacific



- No tropical cyclones expected during the next 5 days

Atlantic



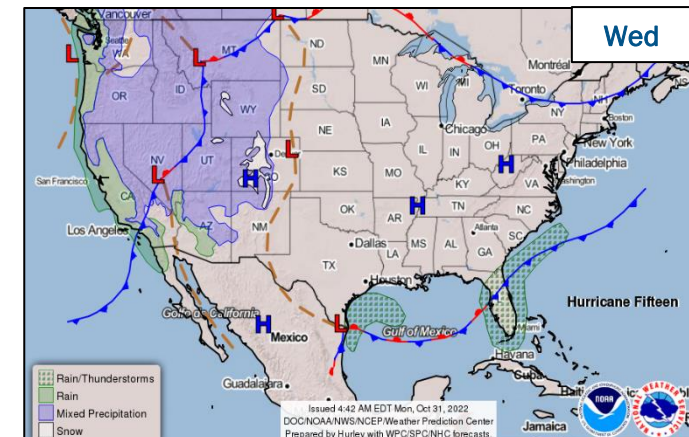
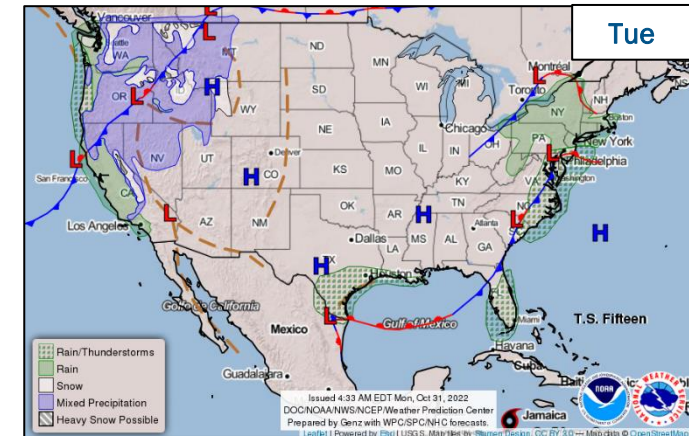
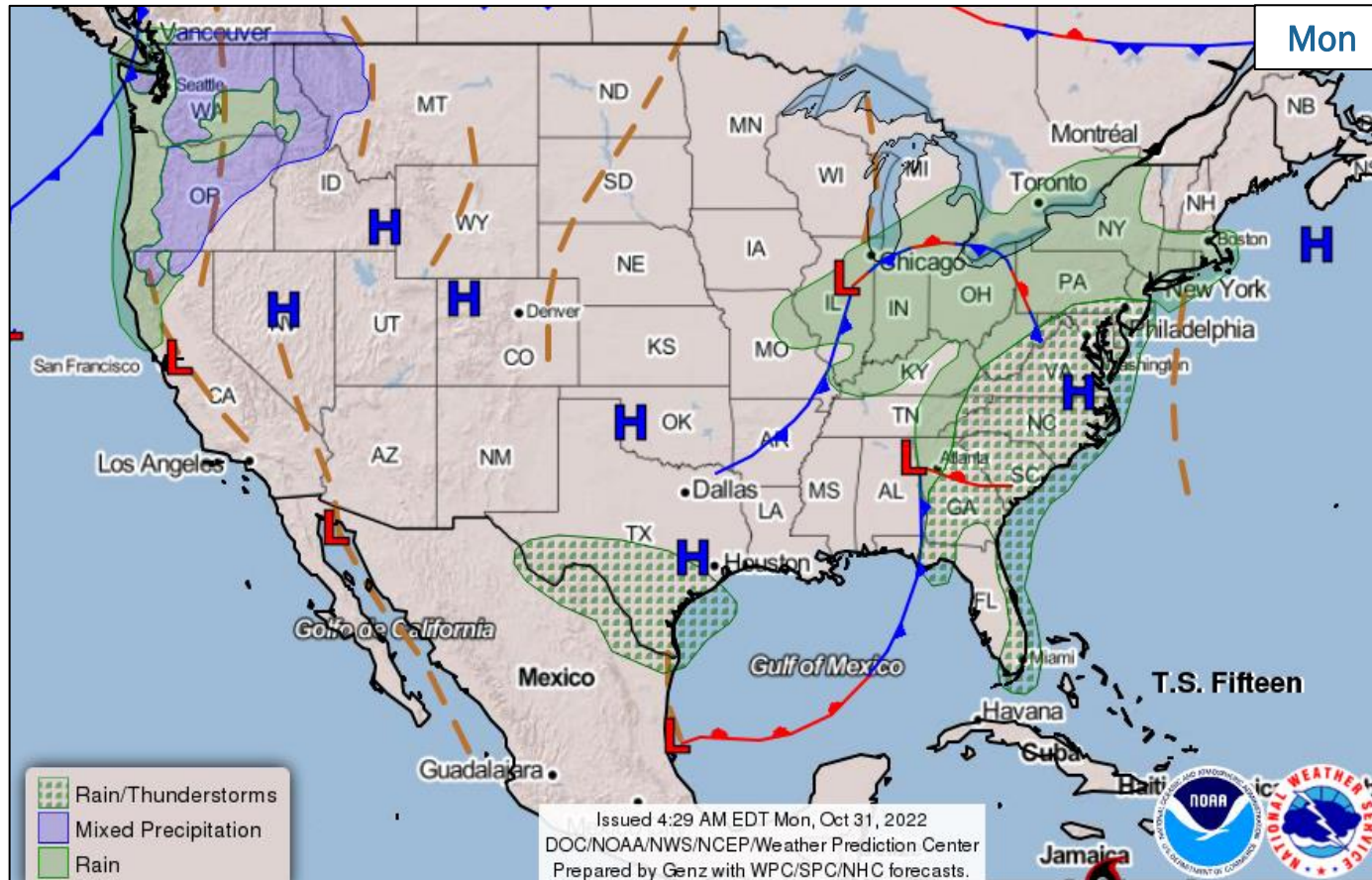
Potential Tropical Cyclone Fifteen (Advisory #3 as of 5:00 a.m. ET)

- Located 160 miles SSE of Kingston, Jamaica
- Maximum sustained winds 40 mph
- Moving W at 12 mph
- Tropical-storm-force winds extend outward up to 115 miles
- Slow strengthening is expected, and the system could become a tropical storm later today



FEMA

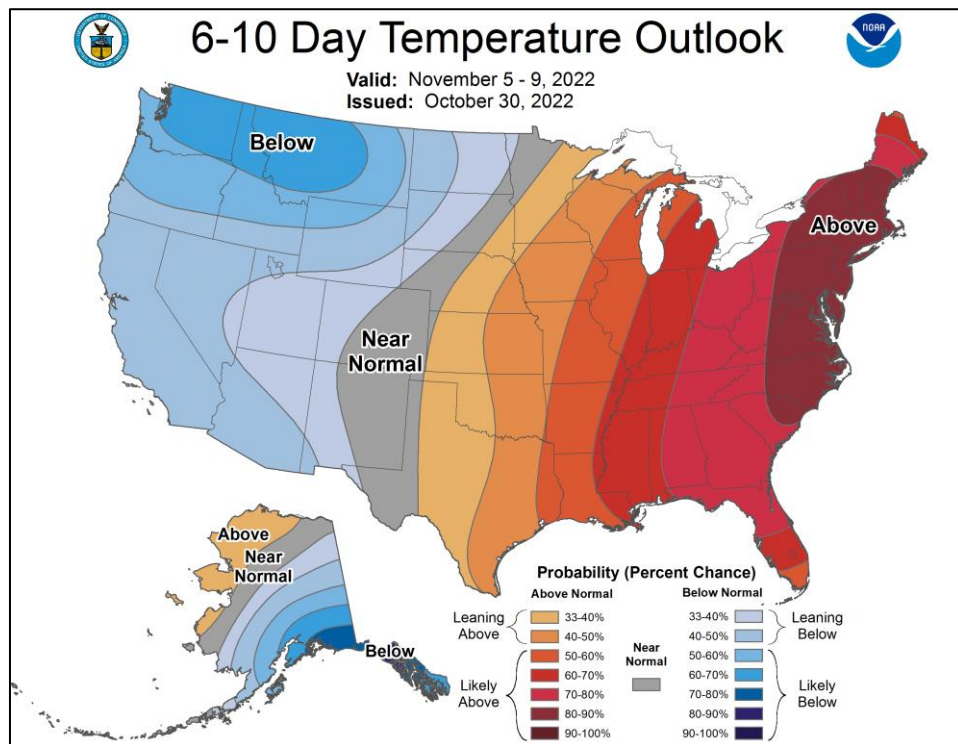
National Weather Forecast



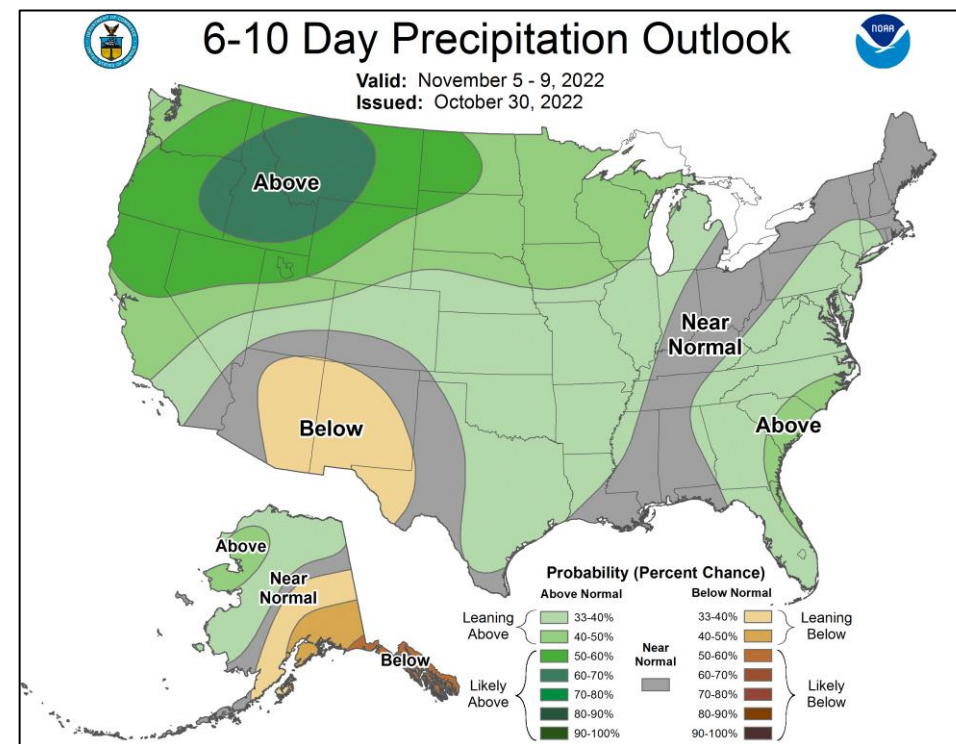
FEMA

National Watch Center

Long Range Outlooks – Nov 5-9



6-10 Day Temperature Probability



6-10 Day Precipitation Probability



FEMA

National Watch Center

FEMA Common Operating Picture

15

Joint Field
Offices

9

Virtual Joint
Field Offices

54

Major
Disasters

11

Emergency
Declarations

Monday
October 31, 2022
8:30 a.m. ET

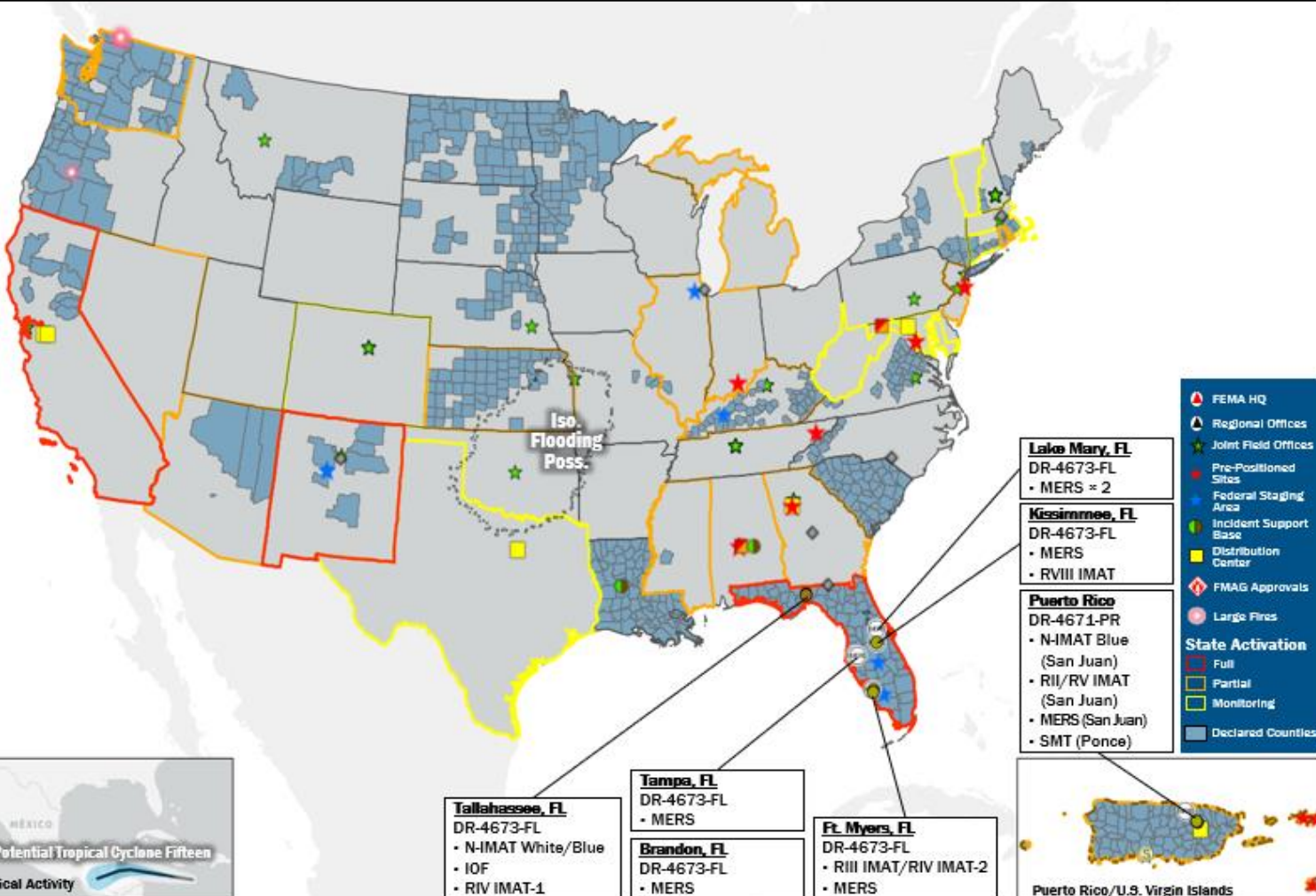
FEMA HQ	
NWC	NRCC
Monitoring	Rostered
FEMA REGIONS	
Watch	RRCC
Monitoring	I Rostered
Monitoring	II Rostered
Monitoring	III Rostered
Monitoring	IV Rostered
Monitoring	V Rostered
Monitoring	VI Rostered
Monitoring	VII Rostered
Monitoring	VIII Rostered
Monitoring	IX Rostered
Monitoring	X Rostered
Notes:	
RWCs/RRCCs:	STATE EOCs: <ul style="list-style-type: none">NJ: Remnants of IdaNJ/WA: MonkeypoxCO/NJ: Avian InfluenzaPR: TC FionaUSVI: Heavy rain/floodingFL: TC IanGA: Supply Chain DisruptionsKY/NM: FloodingMS: Jackson Water CrisisIL: SW Border Bus Reception and CoordinationAZ/CO/NM/WA: WildfiresKS: All HazardsAS/HI: Seismic ActivityAK: West Coast StormDC: Foreign National
Surge Capacity Force	
Rostered 7,698	Deployed 251 (-1)

N-IMATs	
2-4 Teams Available	
Red	
White	FL
Blue	PR/FL
Gold	
R-IMATs	
4-6 Teams Available	
I	Reconstituting
II	PR
III	FL
IV-1	FL
IV-2	FL
V	PR
VI-1	Personnel
VI-2	
VII	1
VIII	FL
IX-1	Personnel
IX-2	
X	AK
Fully Mission Capable (FMC)	
Partially Mission Capable (PMC)	
Not Mission Capable (NMC)	
Deployed	

REGIONAL BREAKDOWN			
	JFO/VJFO	DR	EM
I	3/0	6	1
II	2/3	5	3
III	1/0	2	0
IV	1/1	6	4
V	1/0	4	0
VI	2/1	3	3
VII	2/1	4	0
VIII	1/1	4	0
IX	0/1	6	0
X	2/1	14	0



Anchorage, AK
DR-4672-AK
• RX IMAT



- FEMA HQ
- Regional Offices
- Joint Field Offices
- Pre-Positioned Sites
- Federal Staging Area
- Incident Support Base
- Distribution Center
- FMAG Approvals
- Large Fires
- State Activation
 - Full
 - Partial
 - Monitoring
 - Declared Counties

IM Workforce

13,444 Assigned
3,613 (-151) Unavailable
7,048 (-12) Deployed

21% (+2) / 2,783 (+163) Available

IM Cadre Availability ≤ 25% Availability

Civil Rights: 9% (11/116); Disaster Field Training Operations: 25% (25/100); Disability Integration: 9% (6/64); External Affairs: 24% (116/489); Environmental Planning and Historic Preservation: 16% (133/846); Field Leadership: 11% (15/142); Hazard Mitigation: 11% (143/1,280); Human Resources: 22% (37/168); Individual Assistance: 23% (596/2,555); Interagency Recovery Coordination: 20% (59/298); Information Technology: 24% (142/598); Logistics: 21% (291/1,375); Operations: 15% (53/363); Public Assistance: 15% (333/2,296); Planning: 9% (42/476); Safety: 9% (7/75); Security: 22% (31/138)

MERS

≥ 66%

36 Assigned
0 Unavailable
4 Deployed

32 Available

US&R

≥ 66%

28 Assigned
4 Unavailable
0 Deployed

24 Available

FCO

≤ 1 Type I

51 Assigned
1 Unavailable
44 (26 FCOR) Deployed

6 Available

Joint Preliminary Damage Assessments

Region	State / Location	Incident	IA	Number of Counties		Start – End
			PA	Requested	Complete	
V	IN	Flooding Sep 3	IA	0	0	N/A
			PA	3	0	10/18 – TBD
VI	NM	Monsoons Jun 20 and continuing	IA	17	0	TBD
			PA	12	12	6/22 – 10/3



FEMA

Declaration Requests in Process – 5

State / Tribe / Territory – Incident Description	Type	IA	PA	HM	Requested
OR – Wildfires and Straight-line Winds	EM		X		Sep 9
GA – Flooding	DR	X			Oct 4
WV – Severe Storms, Flooding, Landslides, and Mudslides	DR	X	X	X	Oct 14
UT – Severe Storms and Flooding	DR		X	X	Oct 19
CA – Heat Dome and Wildfires	DR	X	X	X	Oct 26



FEMA



FEMA

Helping people before, during, and after disasters.



Scan to subscribe to this briefing.