



FEMA

Daily Operations Briefing

Friday, October 30, 2020

8:30 a.m. ET

National Current Operations and Monitoring



FEMA

Significant Incidents or Threats:

- Tropical Cyclone Zeta
- Wildfires – CA/CO
- COVID-19

Tropical Activity:

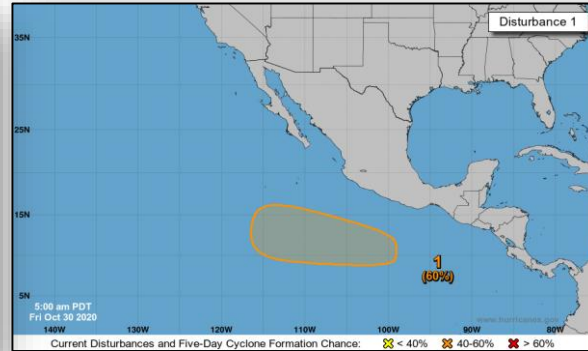
- Atlantic: Disturbance 1: [High \(80%\)](#)
- Eastern Pacific: Disturbance 1: Medium (60%)
- Central Pacific: No new tropical cyclones expected during the next five days
- Western Pacific: [Tropical Depression 23W \(Atsani\)](#)

Declaration Activity: None

Tropical Outlook



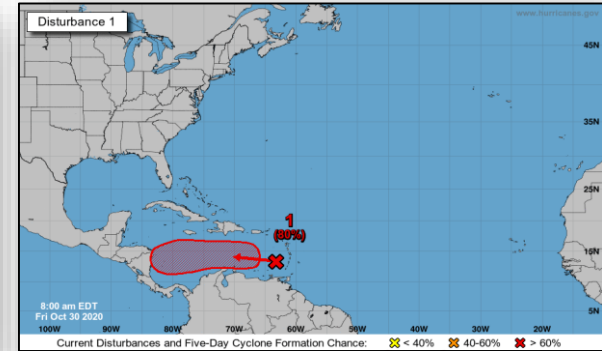
Central Pacific



Eastern Pacific

Disturbance 1 (as of 8:00 a.m. ET)

- Forecast to develop S of the coast of southern Mexico by this weekend
- A tropical depression could form early next week
- Formation chance through 48 hours: Low (near 0%)
- Formation chance through 5 days: **Medium (60%)**



Atlantic

Disturbance 1 (as of 8:00 a.m. ET)

- Located **over the E Caribbean Sea**
- A tropical depression likely forming over the weekend or early next week
- Formation chance through 48 hours: **High (70%)**
- Formation chance through 5 days: **High (80%)**

Tropical Cyclone Zeta – Impacts



Lifeline Impacts: *(NRCC SLB Oct 30 6:00 a.m. ET)*

Safety and Security

- LA: voluntary and partial mandatory evacuations for 5 parishes (approx. 27k)

Food, Water, Shelter

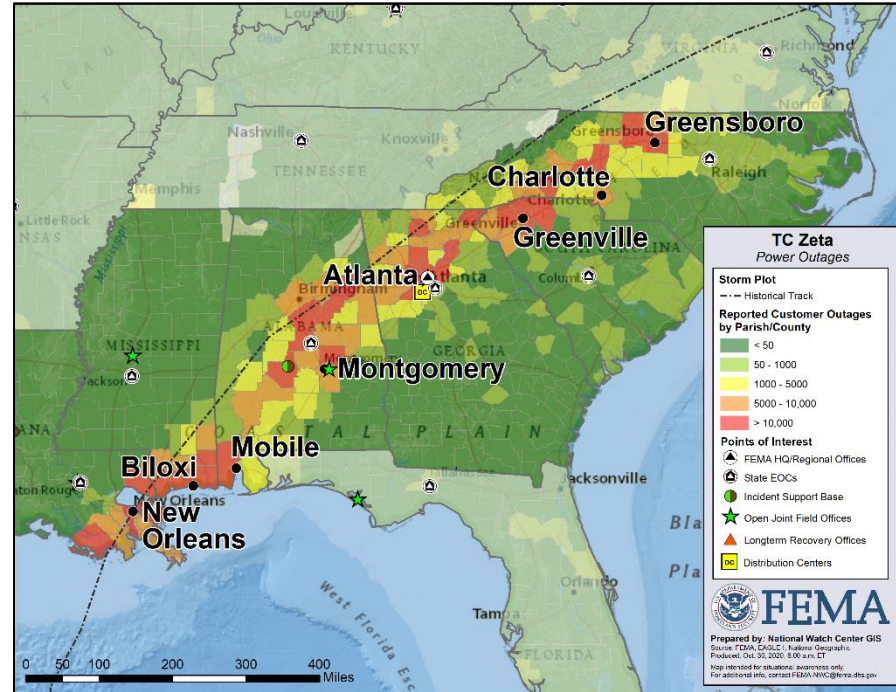
- Meals, water and tarps are pre-staged within Regions IV and VI
- LA: **16 (+8)** water systems serving a population of **5,278 (+3,179)** with water outages due to TC Delta; **10 (-8)** systems remain under boil water advisories affecting **28,630 (+16,064)** people
- Shelters: *(ARC Midnight Shelter Count as of 7:00 a.m. ET)*
 - LA: **1 (-4)** congregate open with **105 (-37)** occupants; **3,537 (-105)** occupants in non-congregate (**occupants displaced from previous storms**)
 - MS: **3 (-5)** congregate open with **65 (-104)** occupants
 - AL: **Shelters have closed**
 - FL: **Shelters have closed**

Energy

- 1.1** million customers without power across the affected area:
AL 283k(-138k); GA 335k (-211k); LA 343k (-103k); MS 116k (-110k)
(NRCC SLB as of 6:00 a.m. ET)
- 56 generators staged at Craig Field, AL
- LA: 5,500 power restoration crews **responding**

Transportation

- Ports: Closed (**4**): LA - Offshore Oil Port; MS – Gulfport and Pascagoula; AL - Mobile
 - Open with restrictions: LA - Lake Charles, **Houma**, **Port Fourchon**



Tropical Cyclone Zeta – Response

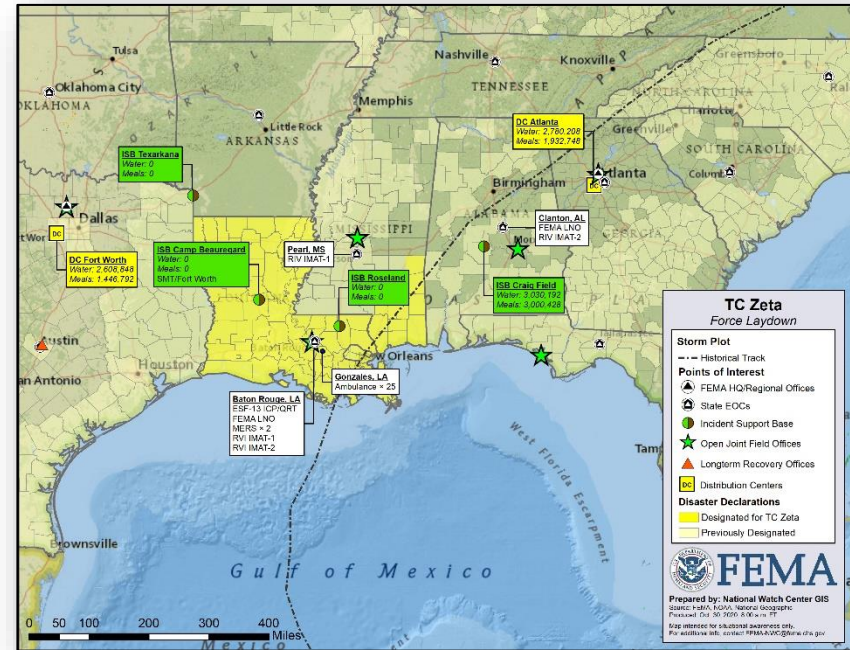
Current Situation: Zeta's remnants have moved offshore into the Atlantic.

State/Local Preparations and Continuing Response:

- LA EOC at Partial Activation (TC Laura, Delta, Zeta and COVID-19)
 - Governor requested an Emergency Declaration; approved October 27; National Guard activated
- AL EOC at Partial Activation (TC Sally, Delta, Zeta and COVID-19); Governor declared a state of emergency; National Guard activated
- MS EOC at Partial Activation (TC Delta, Zeta and COVID-19); Governor requested an Emergency Declaration; approved on October 28
- FL EOC at Full Activation (COVID-19)

FEMA/Federal Preparations and Continuing Response:

- NRCC at Level III (day shift only, TC Zeta & COVID-19); NWC at Enhanced Watch (night shift)
- Region IV RRCC **rostered**; **RWC at Enhanced Watch (TC Zeta)**
 - IMAT-1 Deployed to MS EOC, LNO supporting virtually; IMAT-2 and LNO deployed to AL EOC
- Region VI RRCC at Level III (COVID-19); RWC is monitoring
 - IMAT-1 and IMAT-2 deployed to Baton Rouge, LA (TC Laura & Zeta)
 - LNO deployed to LA EOC
- SMT deployed in Camp Beauregard, LA (TC Laura/Delta)
- **US&R assets have demobilized**



COVID-19 Update



FEMA

Situation: Upward trajectory in COVID-19 case count continues across 43 (+1) states/territories, with 8 (+2) jurisdictions in a plateau status, and 5 (-3) jurisdictions on a downward trajectory; 1,242 (+5) FEMA employees deployed. (COVID-19 SLB, as of Oct 29)

Nationwide Testing: 145,301,481 (+1,008,274) cumulative (COVID-19 SLB, as of Oct 29)

COVID-19 positive cases continue to increase globally

COVID-19 Confirmed Cases:

- United States: 8,834,393 (+81,599)
- Worldwide: 44,002,003 (+441,564)

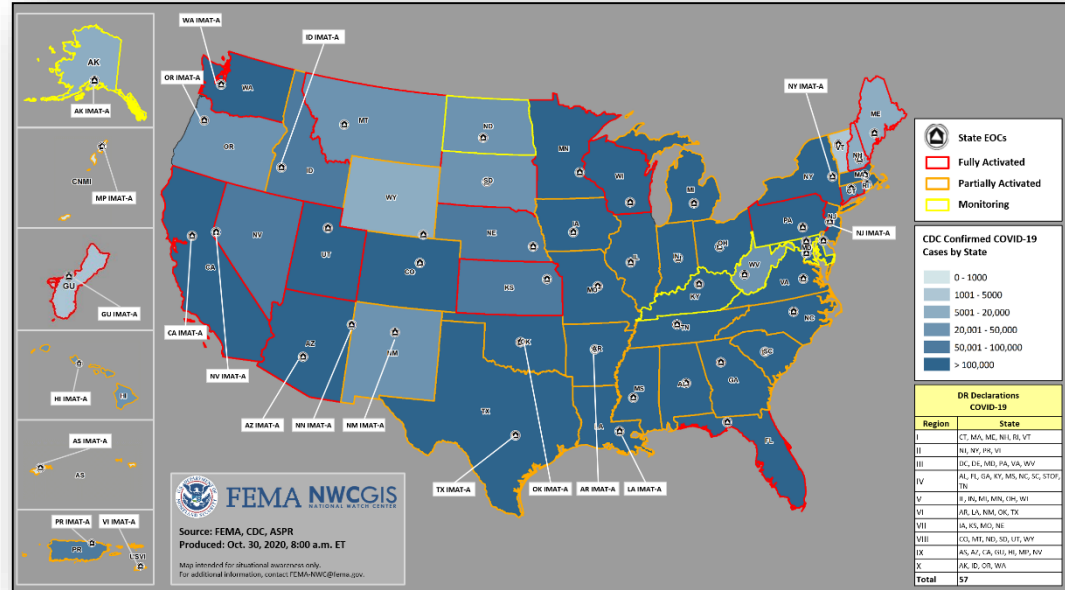
COVID-19 Associated Deaths:

- United States: 227,045 (+1,060)
- Worldwide: 1,167,988 (+7,208)

(COVID-19 Response Update, as of Oct 29)

Response:

- NRCC conducting COVID response operations
- Regions I, II, III, IV (TC Zeta), V, VI, & X RRCCs at Level III
- Regions VII, VIII, & IX RRCCs are rostered
- Regions VII, VIII, & IX COVID-19 working from the Virtual JFO
- NWC, all RWCs, and MOCs are monitoring



Tropical Outlook – Western Pacific

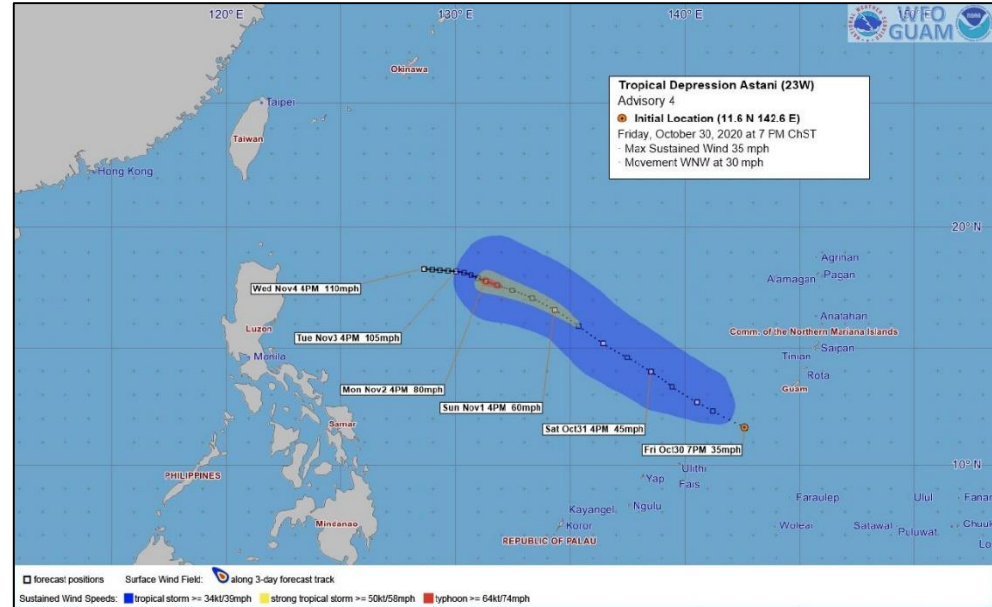


FEMA

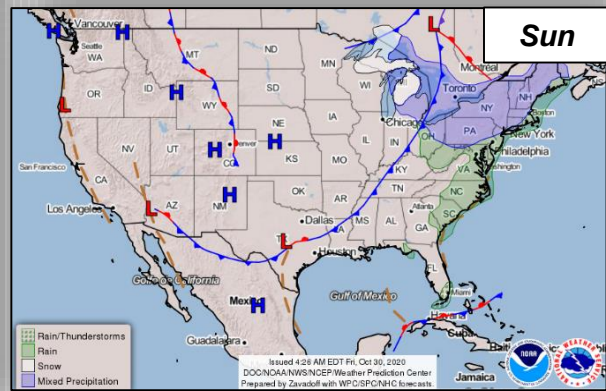
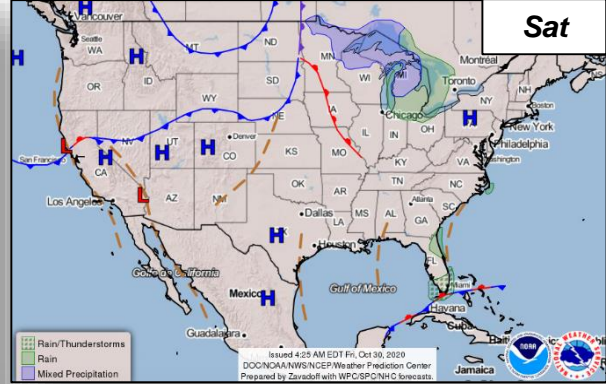
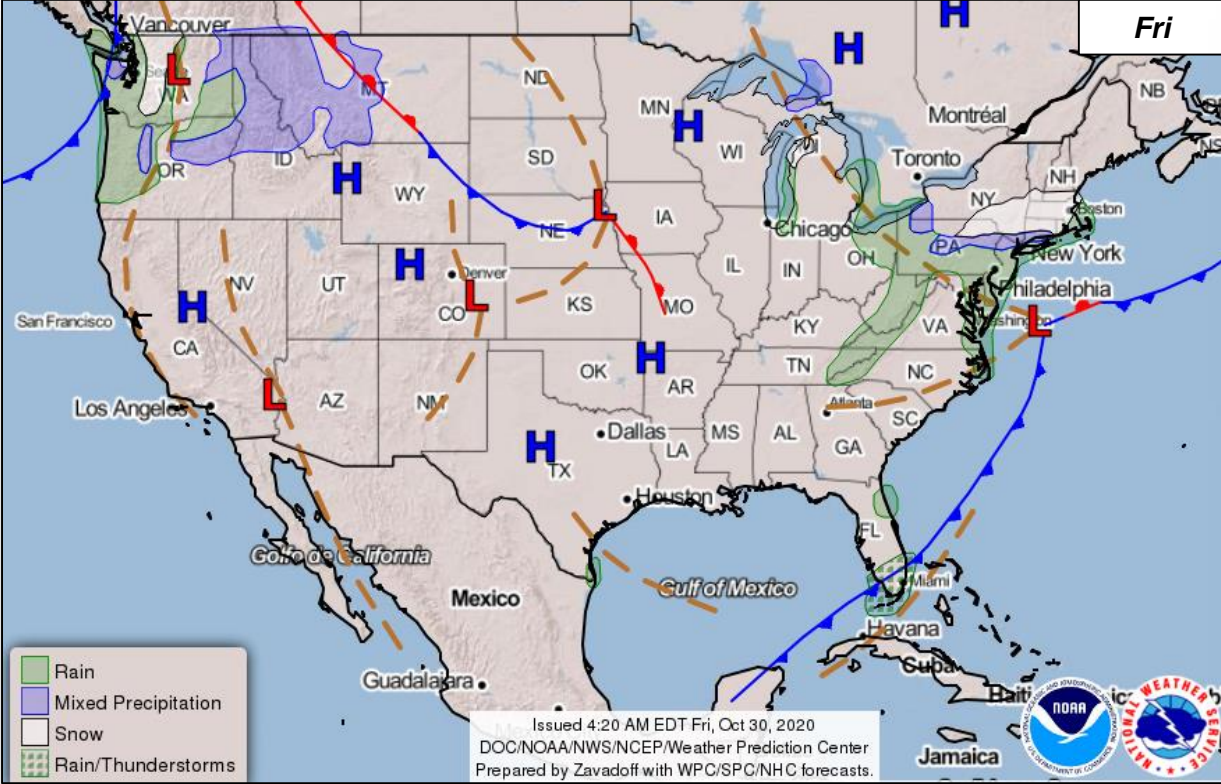
Tropical Depression 23W (Atsani) - FINAL

(Advisory 4 - as of 5:00 a.m. ET)

- 195 miles SW of Guam
- Moving WNW at 30 mph;
- Maximum sustained winds 35 mph
- Forecast to become a tropical storm or typhoon on Sunday
- The tropical storm watch for Guam has been cancelled. Tropical storm conditions, including damaging winds of 39 mph or more, are no longer expected.



National Weather Forecast



Wildfire Summary



FEMA

Fire Name (County, ST)	FMAG #	Acres Burned	Percent Contained	Evacuations	Structures (Homes / Other)			Fatalities / Injuries
					Threatened	Damaged	Destroyed	
Colorado (2)								
Cameron Peak (Larimer, CO)	5349-FM-CO	208,663	64%	M: 12,792	H: 51,220	H: 11 (+7)	H: 209	0 / 32
				V: 0	O: 0	O: 0	O: 230	
East Troublesome (Grand/Larimer, CO)	5378-FM-CO	193,774	32% (+2)	M: 35,087	H: 7,040	H: 0	H: 317 (+291)	2 / 3 (+1)
				V: 0	O: 45	O: 0	O: 160 (+160)	
California (2)								
Silverado - FINAL (Orange, CA)	5380-FM-CA	13,390 (+36)	51% (+19)	M: Lifted	H: 1,557	H: 0	H: 0	0 / 2
				V: 0	O: 0	O: 0	O: 3 (+3)	
Blue Ridge - FINAL (Orange, Riverside and San Bernardino, CA)	5381-FM-CA	14,334	39% (+16)	M: Lifted	H: 0	H: 10 (+3)	H: 1	0 / 0
				V: 0	O: 0	O: 2 (+2)	O: 0	

(Evacuations: M = Mandatory / V = Voluntary; Structures: H = Homes and Mixed Commercial/Residential / O = Non-residential Commercial/Other Minor Structures)

Joint Preliminary Damage Assessments



FEMA

Region	State / Location	Event	IA	Number of Counties		Start – End
			PA	Requested	Complete	
III	MD	Tropical Storm Isaias Aug 4-5	IA	0	0	N/A
			PA	21	2	8/21 – TBD
VI	TX	Hurricane Laura Aug 23 and continuing	IA	10	10	9/15 – 10/19
			PA	10	0	9/2 – TBD



Declaration Requests in Process – 11



FEMA

State / Tribe / Territory – Incident Description	Type	IA	PA	HM	Requested
Poarch Band of Creek Indians – COVID-19 Pandemic	DR	X	X		5/15
WA – Wildfires and Straight-Line Winds	DR	X	X	X	9/16
NJ – Tropical Storm Isaias	DR		X	X	9/28
CT – Tropical Storm Isaias	DR		X	X	9/30
TX – Hurricane Hanna	DR		X	X	9/30
TX – Hurricane Laura	DR	X	X	X	9/30
PA – Tropical Storm Isaias	DR	X	X	X	10/5
MS – Tropical Storm Cristobal (Appeal)	DR		X		10/1
UT – Severe Storm and Straight-line Winds	DR		X	X	10/7
PR – Severe Storms and Flooding	DR	X	X		10/13
WA – Wildfires and Straight-Line Winds	DR	X	X	X	10/9

FEMA Common Operating Picture



FEMA

FEMA HQ	
NWC	NRCC
Enhanced	Level III

FEMA REGIONS		
WATCH	RRCC	
Monitoring	I	Level III
Monitoring	II	Level III
Monitoring	III	Level III
Enhanced	IV	Rostered
Monitoring	V	Level III
Monitoring	VI	Level III
Alt. Location	VII	Rostered
Monitoring	VIII	Rostered
Monitoring	IX	Rostered
Monitoring	X	Level III

Notes:

NRCC/RRCCs: COVID-19 NRCC: TC Zeta (day shift)
 NWC: TC Zeta Enhanced Watch (night shift)
 Region IV Watch: TC Zeta (day shift)

All state EOCs (except IL, OR & SD) activated for COVID-19

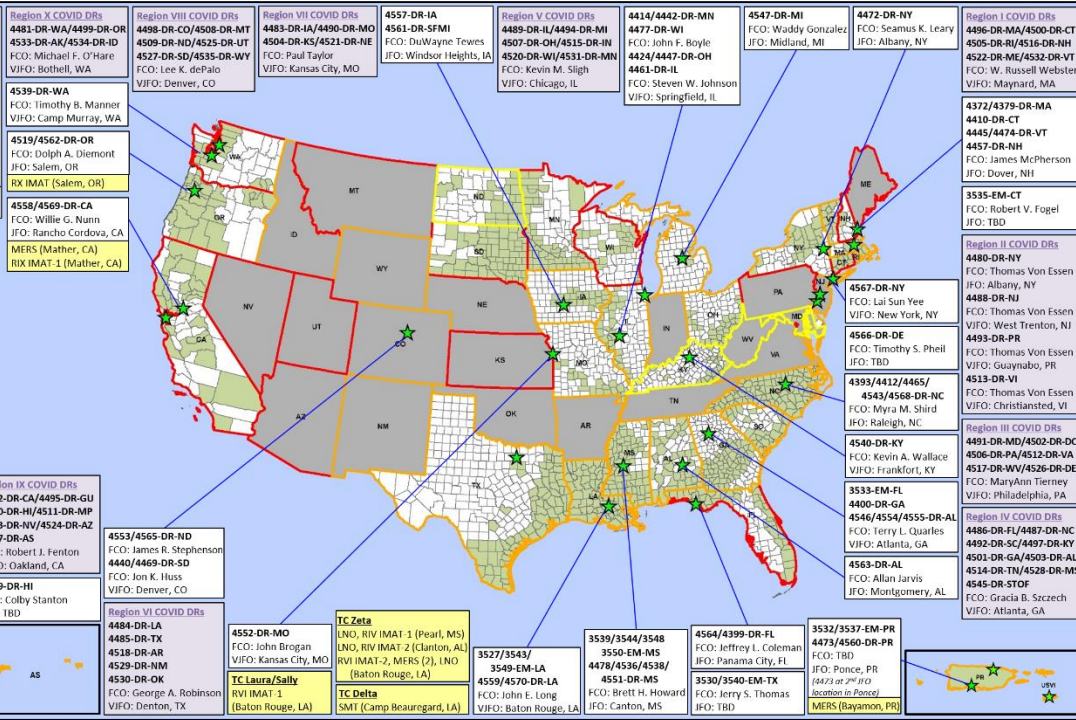
PR: Earthquakes
 AL: TC Sally/Delta/Zeta
 MS: TC Delta/Zeta
 LA: TC Laura/Delta/Zeta
 IA: Derecho
 CA: Wildfires
 OK: Winter Weather
 PA: Elections & Civil Unrest

Major Disasters (DR): 107
Emergency Disasters (EM): 57
JFOs: 12 / WFOs: 17

Staging Area

- Declared County (non-COVID-19 Declarations)
- Fully Activated
- Partially Activated
- Monitoring

As of 8:00 a.m. ET October 30, 2020
 Created by FEMA NWC



N-IMATs	
2-3 Teams Available	
Red	
Blue	
Gold	

R-IMATs	
4-6 Teams Available	
I	Reconstituting
II	
III	
IV-1	MS
IV-2	AL
V	1
VI-1	LA
VI-2	LA
VII	Virtual-Ex 3
VIII	2
IX-1	CA
IX-2	
X	OR
FMC	PMC
NMC	Deployed

Team:	US&R	MERS	FCOs	FDRCs	IM WORKFORCE
Status	33-65%	> 66%	≤ 1 Type I	≤ 1	
Assigned:	28	36	48	10	14,053 ▲
Unavailable:	2	0	1	0	3,166 ▲
Deployed:	0 (-2)	4	46	9	6,776 ▲
Available:	26 (+2)	32	1	1	4,111 / 29% ▼

IM CADRE AVAILABILITY SUMMARY	
Cadres with 25% or Less Availability	
CVR 23% (19/83); DFTO 25% (30/120); EA 18% (85/465); EHP 24% (160/663); FL 17% (28/162); HM 24% (294/1,243); LOG 22% (307/1,384); OPS 16% (53/332); PA 17% (540/3,163); PLANS 25% (116/461); SAF 10% (6/60); SEC 25% (31/123)	



FEMA

FEMA's mission is helping people before, during, and after disasters.

Click [here](#) to subscribe to this briefing
[FEMA.GOV](https://www.fema.gov)