

FEMA National Watch Center

Daily Operations Briefing

Tuesday, October 29, 2024

8:30 a.m. ET



FEMA

National Current Ops / Monitoring

New Significant Incidents / Ongoing Ops

- No new significant incidents / operations

Hazard Monitoring

- Rain / Thunderstorms – Plains and Upper Mississippi Valley
- Critical Fire Weather – Central / Southern Plains
- Tropical Activity:
 - Atlantic:
 - Disturbance 1: Medium (40%)
 - Eastern Pacific:
 - Disturbance 1: Medium (40%)
 - Disturbance 2: Low (20%)

Disaster Declaration Activity

- Request: Expedited Major Disaster Declaration – Seminole Tribe of Florida

Event Monitoring

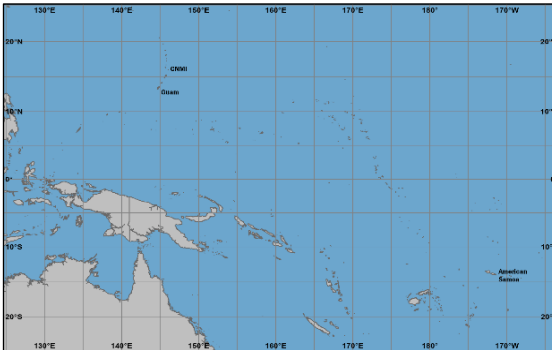
- No new significant events



FEMA


Tropical Outlook

Western Pacific



- No tropical cyclones threatening the U.S. territories

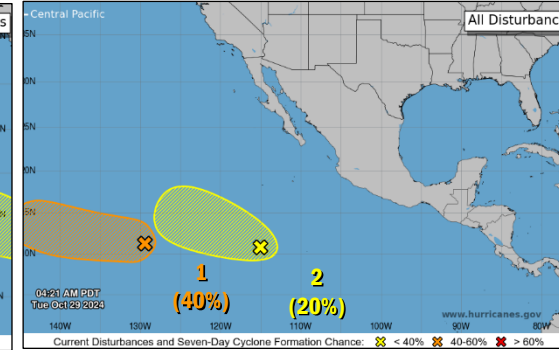
Central Pacific



Disturbance 1: (as of 8:00 a.m. ET)

- See Eastern Pacific Disturbance 1
- Expected to move into the Central Pacific basin by Thursday

Eastern Pacific



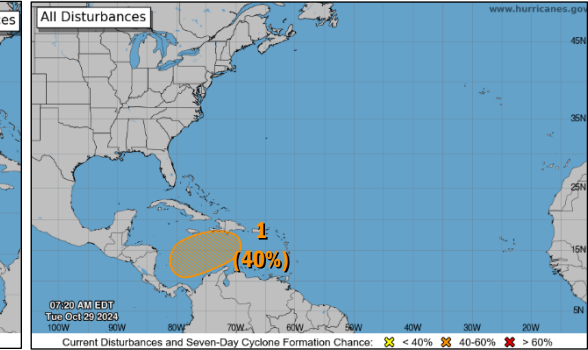
Disturbance 1 (EP91): (as of 8:00 a.m. ET)

- Located over 1,500 miles SW of the southern tip of Baja California Peninsula
- A tropical depression is likely to form within the next few days
- Formation chance: 48-hour – Low (20%); 7-day – Medium (40%)

Disturbance 2: (as of 8:00 a.m. ET)

- Located approximately 1,000 miles SW of the southern tip of Baja California Peninsula
- Some slow development is possible later this week
- Formation chance: 48-hour – Low (10%); 7-day – Low (20%)

Atlantic



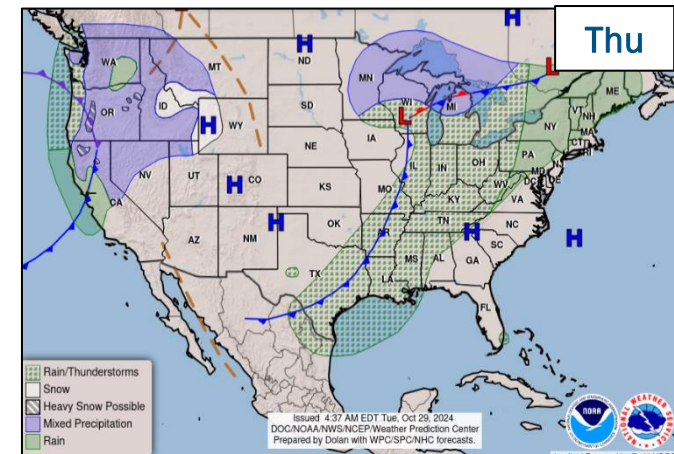
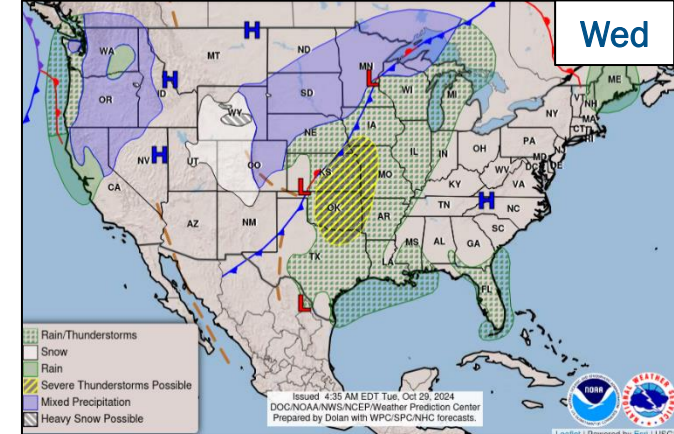
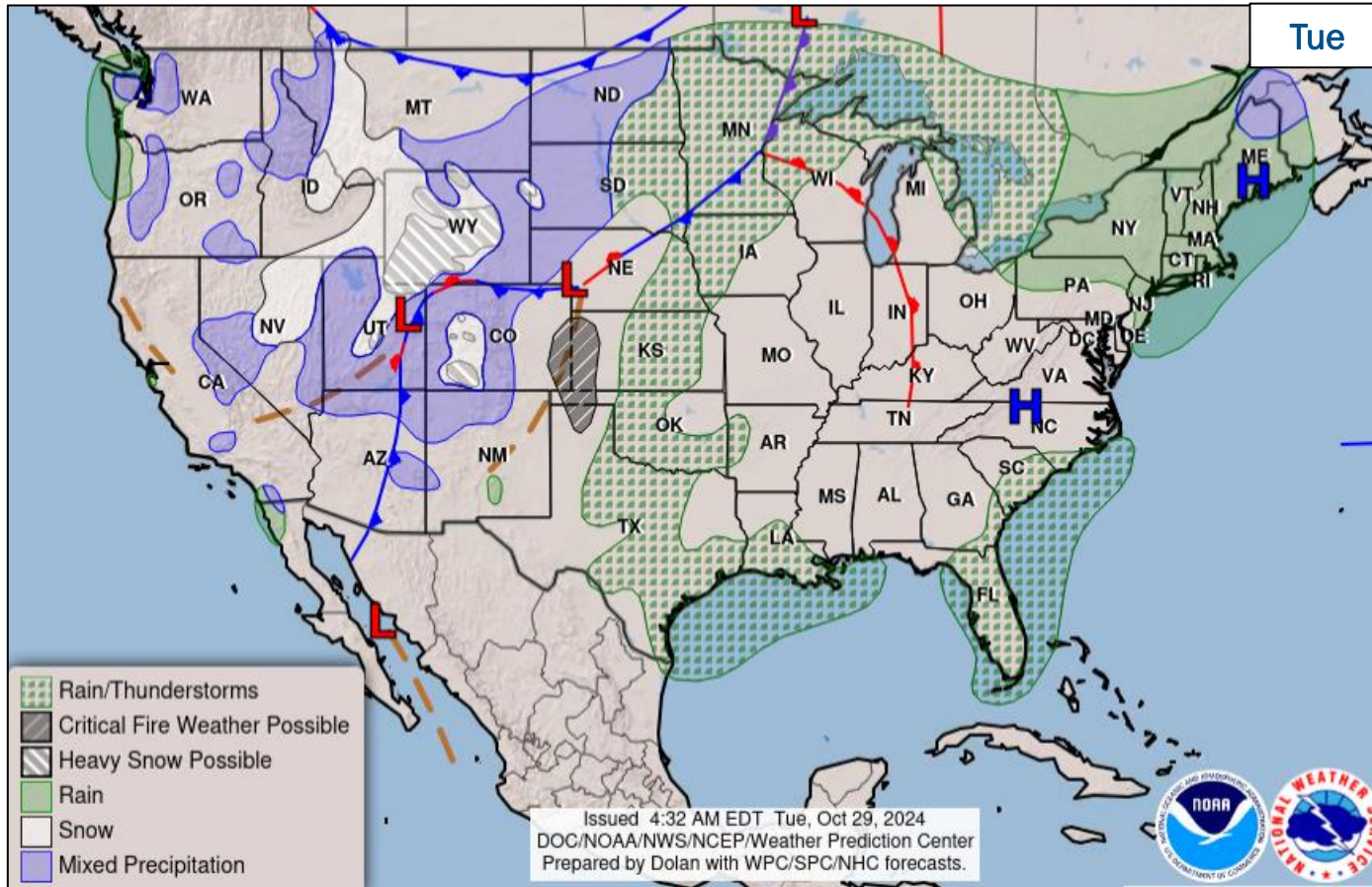
Disturbance 1: (as of 8:00 a.m. ET)

- Located over the SW Caribbean Sea
- A tropical depression could form late this week or over the weekend
- Formation chance: 48-hour – Low (near 0%); 7-day – Medium (40%)



FEMA

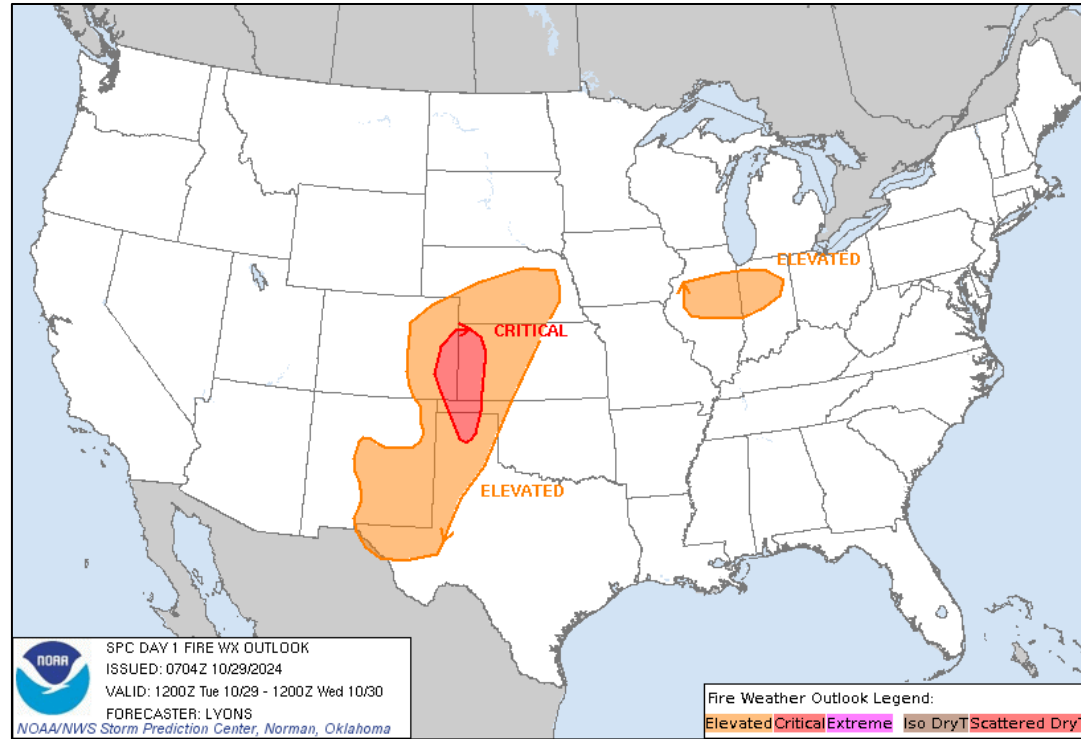
National Weather Forecast



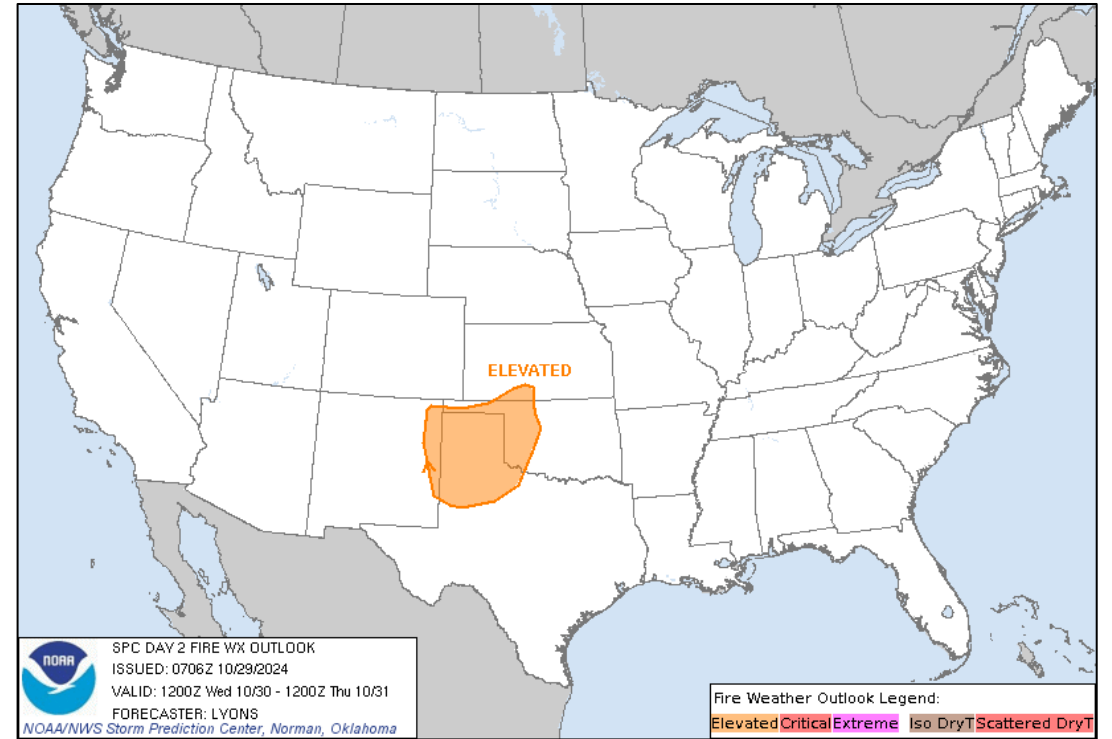
FEMA

National Watch Center

Fire Weather Outlook



Today



Tomorrow




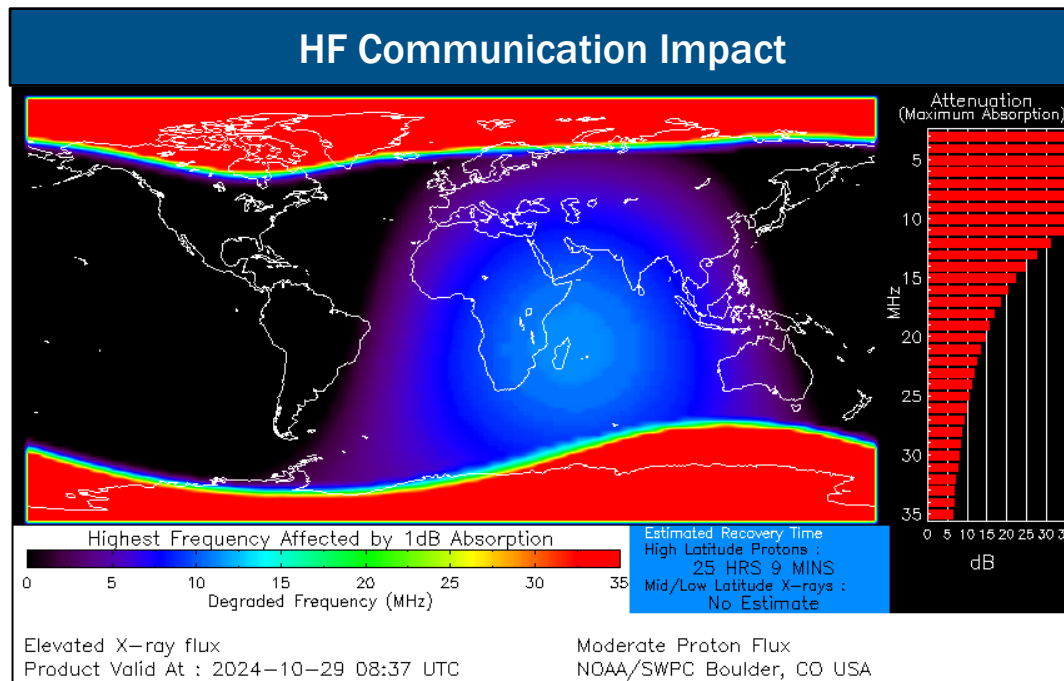
FEMA

National Watch Center

Space Weather Outlook

Minor	Space Weather Activity	Geomagnetic Storms	Solar Radiation	Radio Blackouts
Past 24 Hours	Moderate	None	S2	R1
Next 24 Hours	Moderate	None	S2	R2

For further information on NOAA Space Weather Scales refer to: <http://www.swpc.noaa.gov/noaa-scales-explanation>
 For further information on Sunspot Activity refer to: <https://www.swpc.noaa.gov/phenomena/sunspotssolar-cycle>



FEMA

Wildfire Summary

Fire Name (County, ST)	FMAG #	Acres Burned	Percent Contained	Evacuations	Structures (Homes / Other)			Fatalities / Injuries
					Threatened	Damaged	Destroyed	
Hawthorne (Hartford, CT)	5542-FM-CT	120*	0%	M: 0	H: 11	H: 0	H: 0	1 / 4**
				V: 0	O: 0	O: 0	O: 0	

(Evacuations: M = Mandatory / V = Voluntary; Structures: H = Homes and Mixed Commercial/Residential / O = Non-residential Commercial/Other Minor Structures)

*CT DESPP/DEMHS, as of 08:00 a.m. ET, Oct 26

**Berlin Fire Dept, as of 8:00 p.m. ET, Oct 27



FEMA

FEMA Common Operating Picture

26 + **4** Supporting **110** + **17** **15** **26** **6**
 Joint Field Offices Virtual Joint Field Offices Major Disasters Emergency Declarations Direct Housing Missions RSF-Supported Disasters Joint Recovery Offices

Tuesday
 October 29, 2024
 8:30 a.m. ET

FEMA HQ	
NWC	NRCC
Monitoring	Level III
FEMA REGIONS	
Watch	RRCC
Monitoring	I Rostered
Alt. Location	II Rostered
Monitoring	III Rostered
Monitoring	IV Level III
Monitoring	V Rostered
Monitoring	VI Rostered
Monitoring	VII Rostered
Monitoring	VIII Rostered
Monitoring	IX Rostered
Monitoring	X Rostered
Notes:	
NRCC/RWCs/RRCCs:	State EOCs:
• NRCC: TC Helene/Milton	• OK: Severe Weather
• RIV RRCC: TC Helene/Milton	• HI/OK/NM/ID/UT/WY/CT: Wildfires
• RII RWC: In-Office at Alt. Site (Facility Water Testing)	• AZ: SW Border
	• CO: US-50 closure
	• NM/AZ: Flooding
	• PA: TC Debby
	• WV: Drought
	• TX: TC Francine
	• FL/MD: TC Milton
	• FL/AL/GA/MS/NC/TN/VA/WV: TC Helene
	• DC: Election Monitoring
	• AK: Storm/Flooding
Volunteer Force	
Rostered 7,840	Deployed 2
Surge Capacity Force	
Rostered 8,646 (+35)	Deployed 645 (+1)

N-IMATs	
2 Team Available	
Red	FL (Oct 6)
White	NC (Sep 30)
Blue	FL (Sep 23)
Gold	Reconstituting
HS	
R-IMATs	
≤ 3 Teams Available	
I	FL (Oct 7)
II	USVI (Oct 30)
III	NC (Sep 29)
IV-1	GA (Oct 5)
IV-2	FL (Oct 6)
V	SC (Sep 29)
VI-1	1
VI-2	FL (Oct 7)
VII	NC (Sep 25)
VIII	VA (Sep 24)
IX-1	FL (Oct 11)
IX-2	AZ (Oct 8)
X	TN (Sep 29)

REGIONAL BREAKDOWN				
	JFO/VJFO	DR	EM	JRO
I	1/0	18	2	0
II	3/1	7	2	2
III	1/0	5	1	0
IV	6/0	28	12	1
V	2/0	4	0	0
VI	3/0	5	0	3
VII	3/1	13	0	0
VIII	1/1	2	0	0
IX	3/1	20	0	0
X	3/0	8	0	0

Alaska

Juneau, AK
 DR-4836-AK
 • MERS

Commonwealth of Northern Mariana Islands

Guam

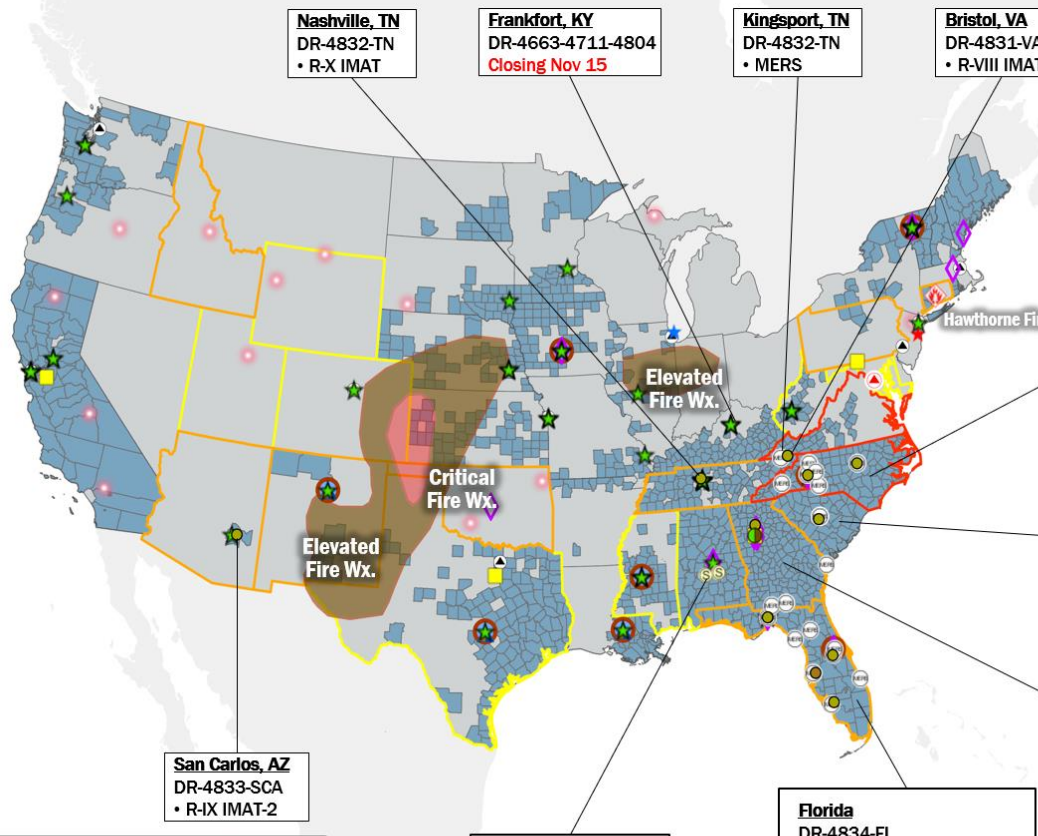
American Samoa

Hawaii

Flash Flooding Possible

San Carlos, AZ
 DR-4833-SCA
 • R-IX IMAT-2

Dist. 1 Dist. 2



Nashville, TN
 DR-4832-TN
 • R-X IMAT

Frankfort, KY
 DR-4663-4711-4804
 Closing Nov 15

Kingsport, TN
 DR-4832-TN
 • MERS

Bristol, VA
 DR-4831-VA
 • R-VIII IMAT

North Carolina
 DR-4827-NC
 • R-VII IMAT (Hickory)
 • R-III IMAT (Hickory)
 • N-IMAT White (Hickory)
 • MERS

South Carolina
 DR-4829-SC
 • R-V IMAT
 • MERS

Georgia
 DR-4830-GA
 • R-IV IMAT-1 (Alpharetta)
 • MERS
 • ISB Alpha (ATL)

Florida
 DR-4834-FL
 • N-IMAT Blue (Tallahassee)
 • N-IMAT Red (Tampa)
 • R-I IMAT (Orlando)
 • R-IV IMAT-2 (Tallahassee)
 • R-VI IMAT-2 (Ft. Myers)
 • R-IX IMAT-1 (Tampa)
 • MERS

Alabama
 TC Helene/Milton
 • SMT Atlanta (Montgomery)
 • SMT Sterling (Montgomery)
 • SMT Tracy (Selma)

Puerto Rico/U.S. Virgin Islands

Legend

- FEMA HQ
- Regional Offices
- Joint Field Offices
- Joint Recovery Offices
- Direct Housing Mission
- Active RSF Missions
- Pre-Positioned Sites
- Federal Staging Area
- Incident Support Base
- Distribution Center
- Temporary Housing Storage Area/Site
- Large Fires
- Staging Management Team

State Activation

- Full
- Partial
- Monitoring
- Declared
- Counties

IM Workforce
 13,809 (+19) Assigned
 4,123 (+62) Unavailable
 9,156 (+65) Deployed
 4% (+1) / 530 (-108) Available

IM Cadre Availability
 21 (+1) Cadres ≤ 25% Availability

Acquisitions: 9% (21/222); Civil Rights: 19% (32/169); Disaster Emergency Communications: 6% (23/386); Disability Integration: 0% (0/42); Disaster Survivor Assistance: 1% (8/1,196); External Affairs: 1% (7/507); Environmental Planning and Historic Preservation: 4% (36/817); Field Leadership: 7% (11/148); Financial Management: 12% (28/235); Hazard Mitigation: 1% (13/1,201); Human Resources: 5% (8/172); Individual Assistance: 0% (8/2,567); Interagency Recovery Coordination: 16% (50/317); Information Technology: 7% (45/691); Logistics: 1% (10/1,622); Office of the Chief Counsel: 23% (24/105); Operations: 3% (10/340); Public Assistance: 6% (135/2,258); Public Assistance: 6% (135/2,258); Planning: 1% (5/450); Safety: 10% (9/94); Security: 9% (12/136)

MERS
 <33%

36 Assigned
 0 Unavailable
 29 (+2) Deployed

7 (-2) Available

US&R
 >66%

28 Assigned
 7 (-1) Unavailable
 0 Deployed

21 (+1) Available

FCO
 0 Type 1

52 Assigned
 3 Unavailable
 49 (32 FCO) Deployed

0 Available

Joint Preliminary Damage Assessments

Region	State / Location	Incident	IA	Number of Counties/Jurisdictions		Start - End
			PA	Requested	Complete	
VI	NM	Flooding Oct 19-20	IA	0	0	N/A
			PA	1	0	10/23 - TBD
	PNO*	Straight-line Winds Sep 19	IA	0	0	TBD
			PA	1	0	10/21 - TBD

*Pawnee Nation of Oklahoma



FEMA

Expedited Declaration Request – Seminole Tribe of Florida

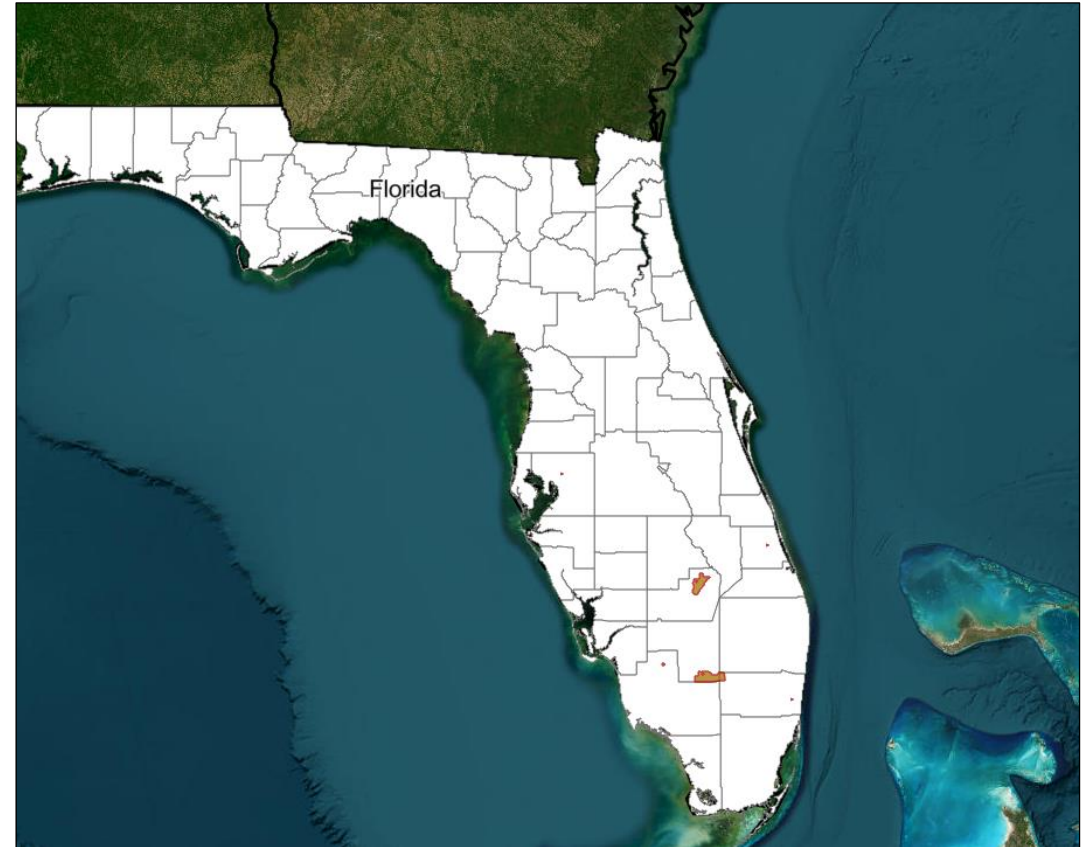
Declaration Type: Expedited Major Disaster Declaration – STF
Requested: Oct 25

Incident: Hurricane Milton

Incident Period: Oct 5 – and continuing

Requested:

- **IA/PA:** Tribal lands
- **Hazard Mitigation:** Tribal lands



■ IA/PA



FEMA

National Watch Center

Declaration Requests in Process – 14

State / Tribe / Territory – Incident Description	Type	IA	PA	HM	Requested
OH – Train Derailment	DR	X	X	X	Jul 3, 2023
NY – Severe Storms, Tornadoes, Straight-line Winds, and Flooding	EM		X		Jul 20
MI – Severe Storm and Tornadoes (APPEAL)	DR	X		X	Sep 11
CRST* – Severe Storms, Straight-line Winds, and Flooding	DR	X	X	X	Sep 12
CA – Park Fire and Borel Fire	DR	X		X	Sep 24
CTM** – Severe Storm and Straight-line Winds	DR	X		X	Oct 7
ID – Gwen Fire	DR	X		X	Oct 9
PR – Tropical Storm Ernesto	DR		X	X	Oct 15
CTCR*** – Swawilla Fire and Bridge Creek Fire	DR		X	X	Oct 15
WY – Severe Storms, Straight-line Winds, and resulting Wildfires	DR		X	X	Oct 16
OR – Wildfires	DR		X	X	Oct 21
AK – Landslide	DR		X	X	Oct 24
KY – Severe Storms, Straight-line Winds, Flooding, Landslides, and Mudslides	DR		X	X	Oct 24
STF****– Hurricane Milton	DR	X	X	X	Oct 25

*Cheyenne River Sioux Tribe, **Crow Tribe of Montana, ***Confederated Tribes of the Colville Reservation, ****Seminole Tribe of Florida



FEMA

National Watch Center

Public Assistance (PA) Grant Program Activity

PA Activity Summary			
Projects	\$67,229,561 Obligated in the Past Week		
	862 Projects Created	656 Projects Obligated	
Applicants	771 Requests for PA Received in the Past Week		
	485 RPAs Approved	1 RPAs Denied/Withdrawn	
Timeliness	Median Days from RPA to Initial Project Obligation (Goal: 365 Days)		
	COVID-19 Declarations		Non-COVID-19 Declarations
	1620 Days In Past Month	1118 Days In Past 2 Years	411 Days In Past Month 368 Days In Past 2 Years

Most Active Declarations Per Amount Obligated in Past Week			
Declaration	Region	Obligated Last Week	Total Obligated
DR-4482-CA COVID-19	Region IX	\$26.1M	\$13.0B
DR-4834-FL Other Hurricane/TS	Region IV	\$25.1M	\$631.9M
DR-4673-FL Ian	Region IV	\$7.6M	\$3.4B
DR-4734-FL Ida	Region IV	\$5.4M	\$331.2M
DR-4671-PR Fiona	Region II	\$5.0M	\$1.3B
DR-4720-VT Severe Storm(s)	Region I	\$3.7M	\$82.6M
DR-4499-OR COVID-19	Region X	\$3.7M	\$1.9B
DR-4480-NY COVID-19	Region II	\$2.4M	\$17.2B
DR-4559-LA Hurricane	Region VI	\$2.4M	\$3.5B
DR-4672-AK Severe Storm(s)	Region X	\$2.0M	\$74.6M

This Week's Largest PA Obligations			
DR-4834-FL Other Hurricane/	Region IV	\$23.3M	Manatee County - EXP - CAT A Debris Removal - October 14, 2024 to January 11, 2025
DR-4482-CA COVID-19	Region IX	\$2.2M	SC-CAT B Emergency Food Distribution 05/10/2020 - 6/30/2021
DR-4834-FL Other Hurricane/	Region IV	\$1.9M	Hardee County - EXP CAT A Debris Removal - POP 1
DR-4340-VI Maria	Region II	\$1.5M	XMUS016- GM101822- Charles Harwood Modular Complex
DR-4482-CA COVID-19	Region IX	\$1.4M	05 - Medical Nursing Contract Labor (11/22/20-6/30/22)
DR-4673-FL Ian	Region IV	\$1.4M	DeSoto Memorial Hospital Main Building

10/29/2024

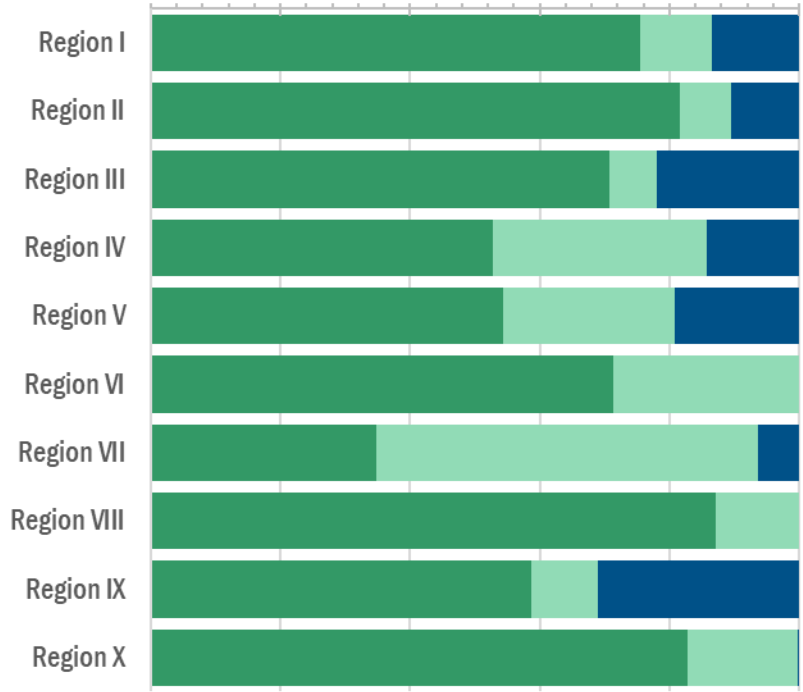
Public Assistance (PA) Grant Program Activity – per Region

Open Declaration Obligation Status

Percent of Total PA Estimate that has been Obligated or Closed – All Open PA Declarations

■ Closed Obligated Project Costs ■ Open Obligated Project Costs
■ Unobligated Estimated Costs

0% 20% 40% 60% 80% 100%



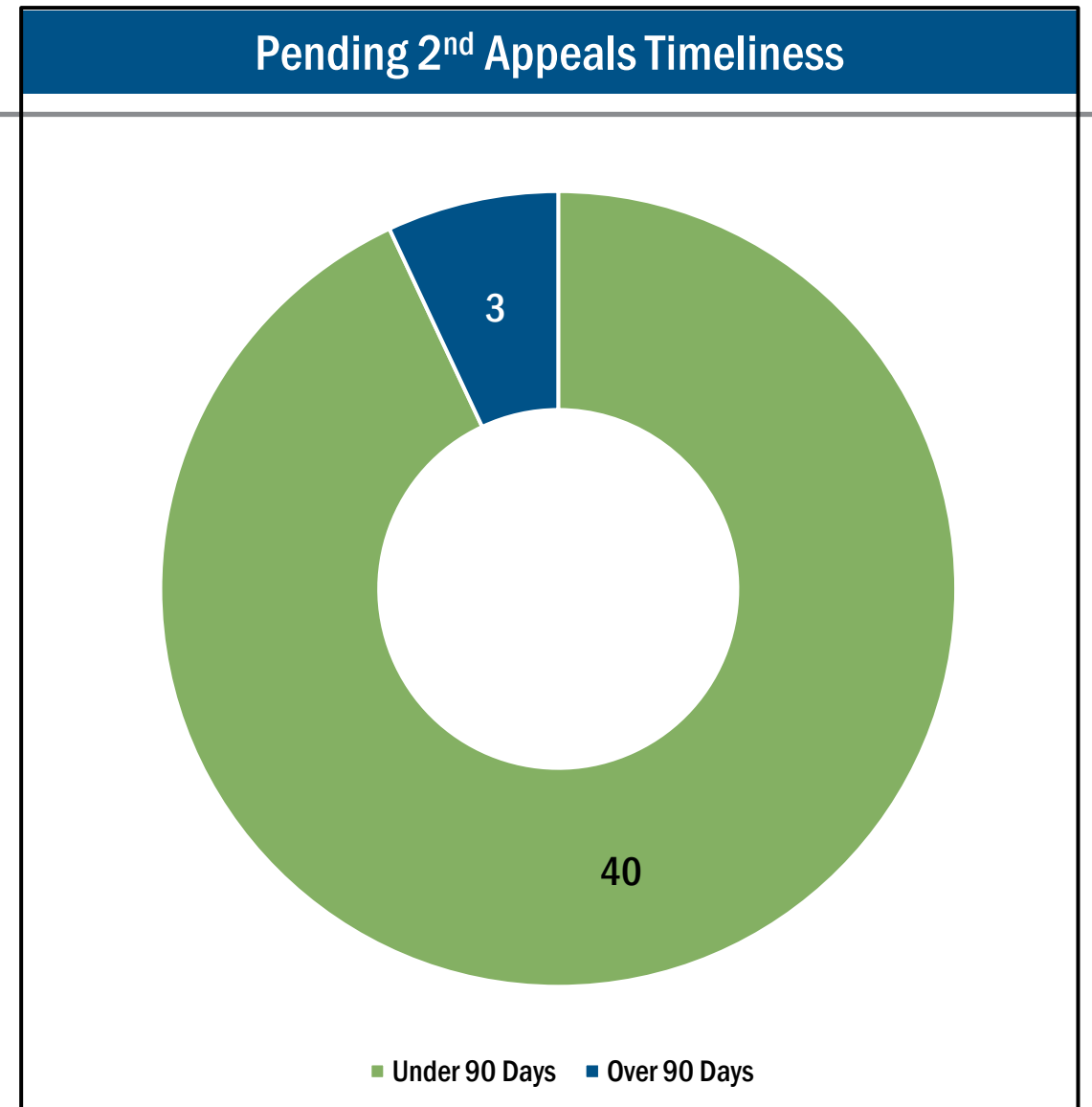
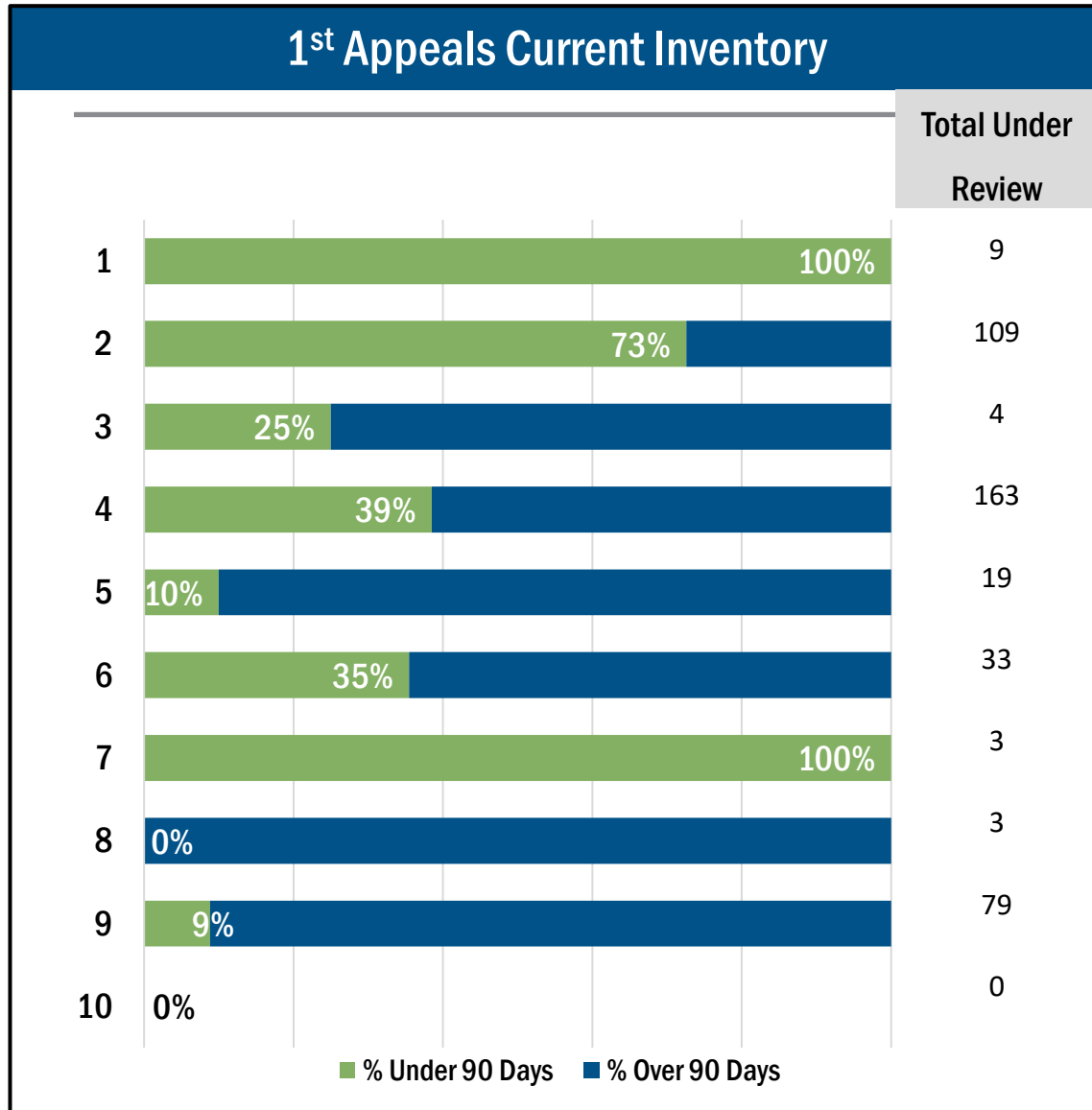
Total Estimated Cost of Open PA Declarations

\$8.7B
\$119.9B
\$10.9B
\$35.5B
\$8.5B
\$60.7B
\$4.6B
\$4.8B
\$32.9B
\$7.9B

PA Activity and Mitigation Use per Region

Region	Public Assistance		PA Mitigation					
	Total		Mitigation Projects Obligated			Mitigation Amount		
	Last Week	Last 2 Years	Last Week	Last 2 Years	% of Perm. Work 2 Yr.	Last Week	Last 2 Years	% of Perm. Work 2 Yr.
Region I	\$8.6M	\$3.0B	22	311	22.0%	\$985.1K	\$14.7M	14.7%
Region II	\$18771.2K	\$28.3B	12	3,529	55.6%	\$1.8M	\$1.9B	10.9%
Region III	\$114.3K	\$2.7B	1	72	16.1%	\$61.0K	\$26.2M	27.4%
Region IV	\$39.4M	\$8.3B	7	907	16.9%	\$825.9K	\$53.9M	6.6%
Region V	\$4.7M	\$2.3B	1	172	14.2%	\$0.4K	\$6.3M	6.8%
Region VI	\$4.2M	\$4.6B	7	313	12.1%	\$224.3K	\$34.7M	1.8%
Region VII	\$3.6M	\$485.4M	1	162	19.9%	\$4.1K	\$8.0M	9.8%
Region VIII	-\$9678.1K	\$913.8M	1	120	12.0%	\$37.5K	\$7.2M	4.4%
Region IX	\$28.0M	\$8.8B	1	176	15.2%	\$11.0K	\$6.2M	2.1%
Region X	\$7.1M	\$3.3B	1	77	9.7%	\$30.3K	\$13.7M	4.5%
Grand Total	\$67.2M	\$62.8B	54	5,839	27.6%	\$4.0M	\$2.1B	9.8%

Public Assistance (PA) Appeals



Survivor Engagement

Weekly Call Center Activity

507,766 (123,413) Total Answered Calls (Weekly Change)

24 Minutes, 48 Seconds (-40:30)

Average Speed of Answer

68.5 (15.8)%

Answer Rate

Weekly Call Center Performance

	Offered Calls (Weekly Change)	Average Handle Time	Targeted Handle Time
Registration Intake:	93,999 (-158,436)	18:40 Minutes	20 Minutes
Helpline:	413,767 (-234,037)	14:43 Minutes	10 Minutes

Total Inspections Reporting for DR with Open Registration (Weekly Change)

DR	Declaration Date	Inspections Required	Assigned	Returned	Pending	% Completed
4787-WV	5/24/2024	668	667 (+20)	658 (+24)	9 (-4)	99% (+1%)
4806-FL	8/10/2024	27,638	27553 (+1324)	25140 (+942)	2413 (+382)	91% (-1%)
4810-VT	8/20/2024	1,916	1915 (+54)	1892 (+64)	23 (-10)	99% (+1%)
4815-PA	9/11/2024	965	961 (+40)	934 (+28)	27 (+12)	97% (-1%)
4817-LA	9/16/2024	31,630	31601 (+839)	30872 (+666)	729 (+173)	98% (+0%)
4819-IL	9/20/2024	39,354	39155 (+7642)	26873 (+1685)	12282 (+5957)	69% (-11%)
4820-CT	9/20/2024	1,802	1797 (+106)	1772 (+141)	25 (-35)	99% (+3%)
4821-GA	9/24/2024	4,061	4024 (+566)	3719 (+525)	305 (+41)	92% (+0%)
4823-WA	9/24/2024	0	15 (+3)	11 (+11)	4 (-8)	73% (+73%)
4826-VT	9/26/2024	257	255 (+28)	234 (+23)	21 (+5)	92% (-1%)
4827-NC	9/28/2024	63,552	57424 (+17312)	38662 (+16039)	18762 (+1273)	67% (+11%)
4828-FL	9/28/2024	106,768	100757 (+23537)	76545 (+24827)	24212 (-1290)	76% (+9%)
4829-SC	9/29/2024	55,781	49806 (+14419)	38623 (+11572)	11183 (+2847)	78% (+2%)
4830-GA	9/30/2024	70,513	64483 (+17252)	50450 (+12024)	14033 (+5228)	78% (-3%)
4831-VA	10/1/2024	2,297	2080 (+544)	1775 (+459)	305 (+85)	85% (-1%)
4832-TN	10/2/2024	3,810	3452 (+888)	2931 (+676)	521 (+212)	85% (-3%)
4833-AZ	10/4/2024	0	14 (+14)	0 (+0)	14 (+14)	0% (+%)
4834-FL	10/11/2024	135,604	127395 (+26998)	59125 (+45976)	68270 (-18978)	46% (+33%)
4836-AK	10/16/2024	106	99 (+99)	39 (+39)	60 (+60)	39% (+%)
Totals:		546,722	513,453	360,255	153,198	70.16%

DSA Deployed

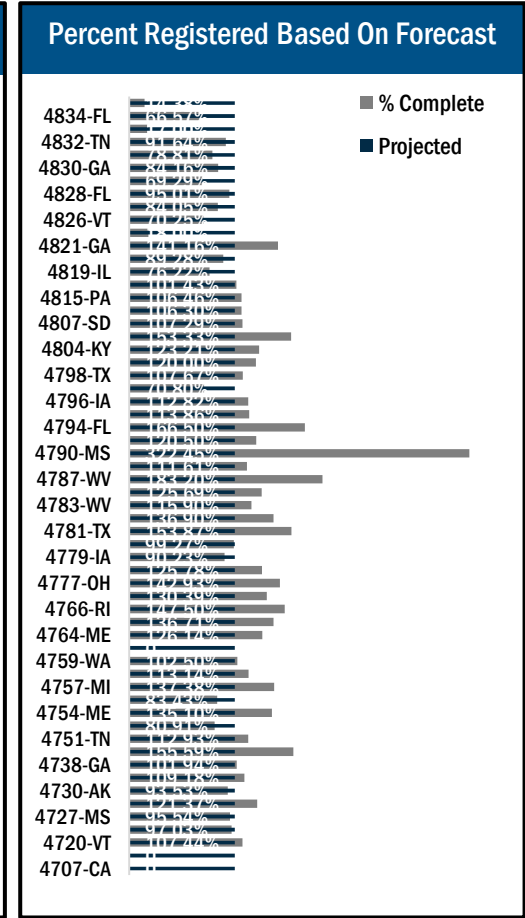
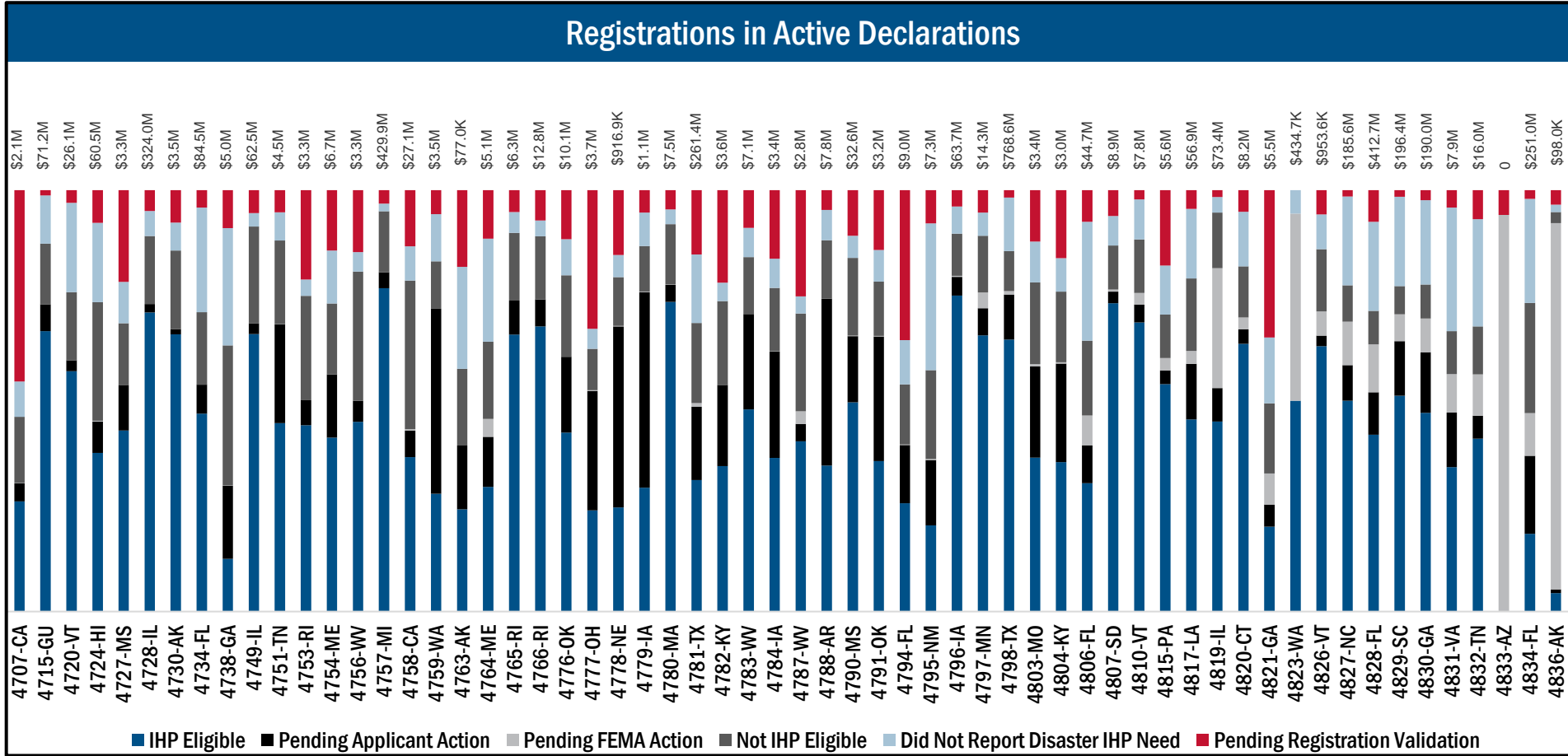
50,400 Total Interactions In Current Week

744 Staff Deployed

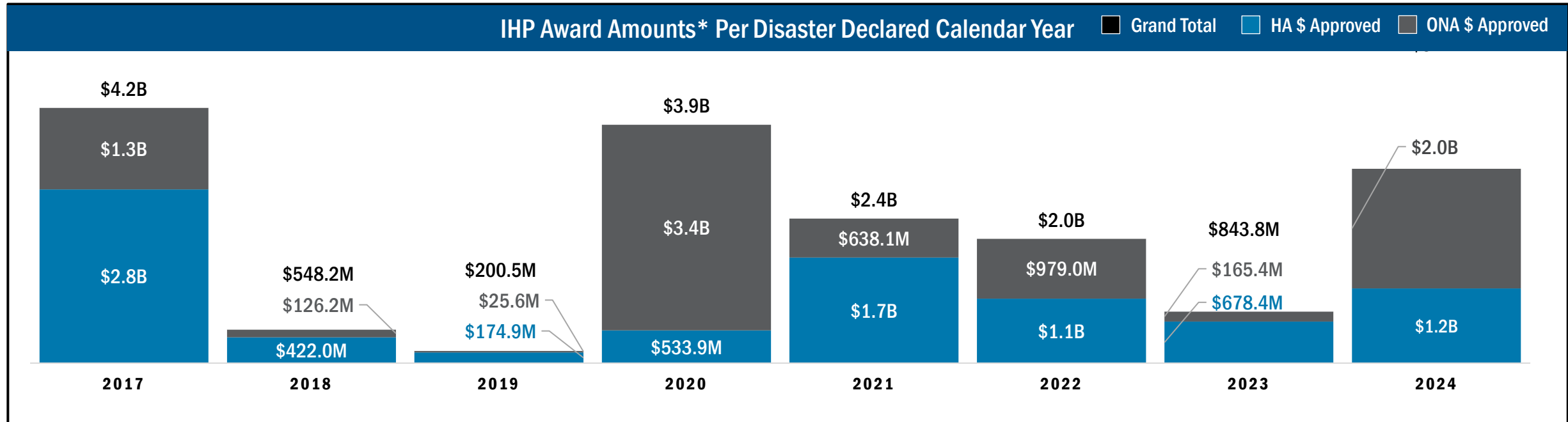
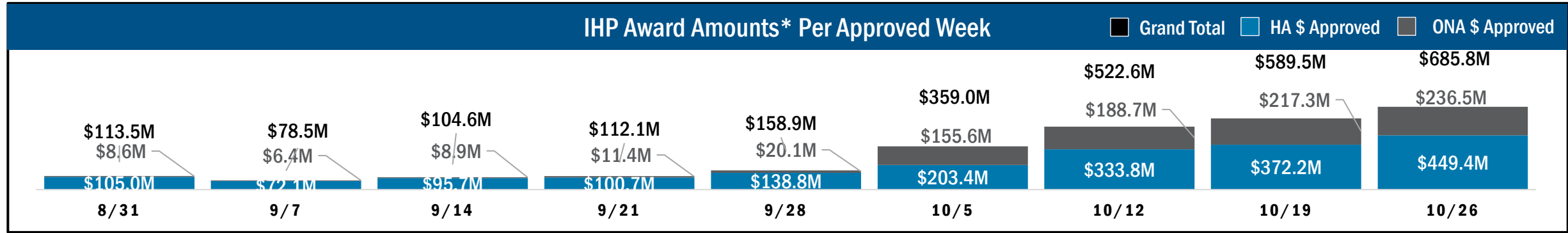
Individual Assistance (IA) Activity

Assistance Overview			
Total Registrations: 4,366,226	Median Award: \$750	Applicants Paid: 1,967,927	Total Assistance Provided: \$3,831,942,237

Transitional Sheltering Assistance (TSA)		
Eligible Disaster 4781, 4795, 4796, 4798, 4827, 4828, 4829, 4834	Cumulative Eligible for TSA: 1,599,086	Current Eligible in Extended Period: 992,427



Individual Assistance (IA) Activity

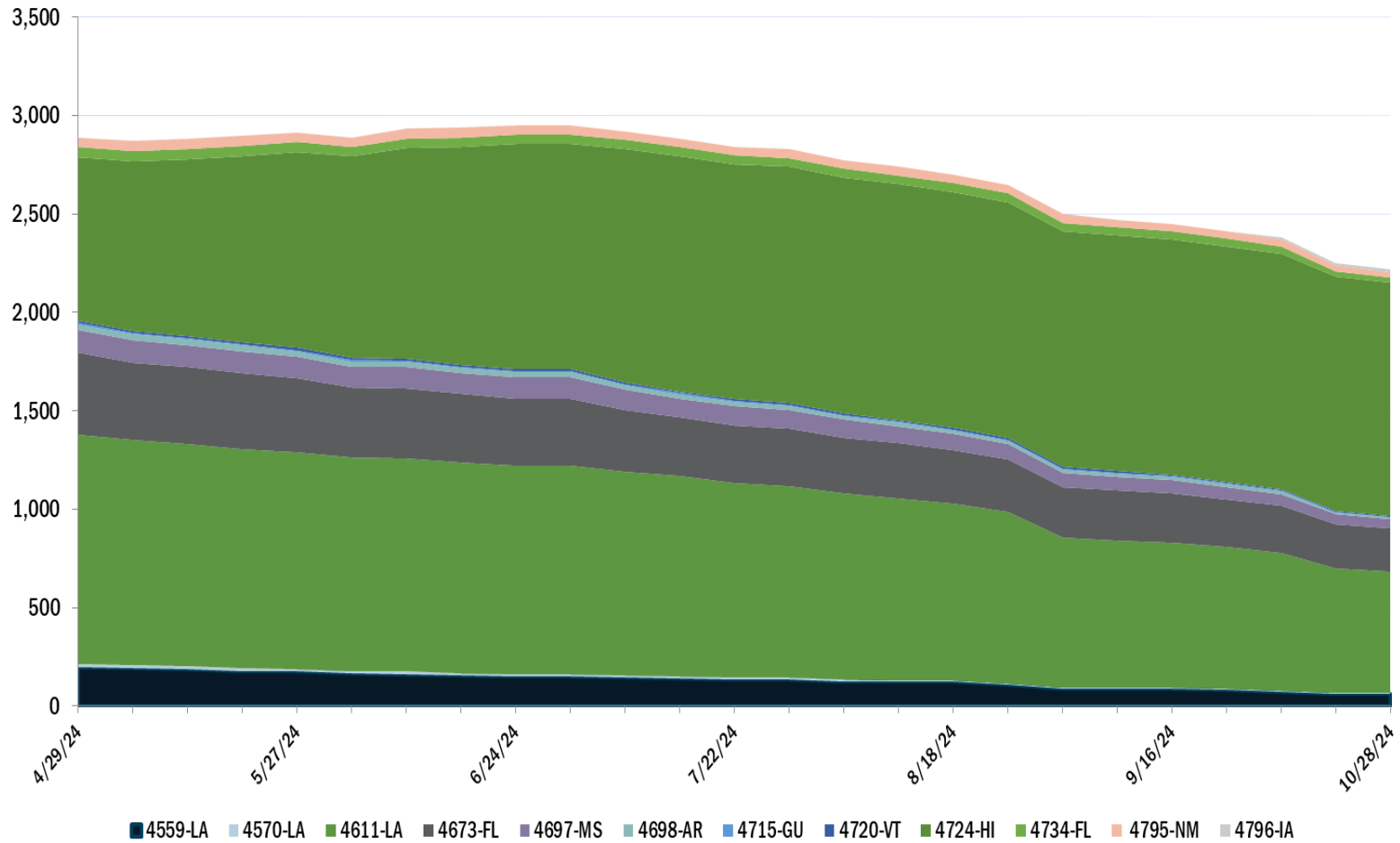


*IHP award amounts does not include covid dollars

Direct Housing

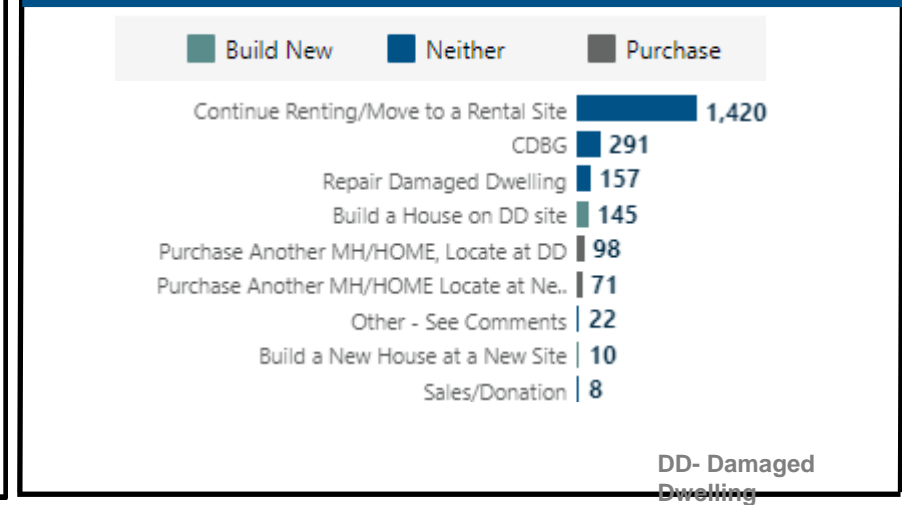
Total Households in FEMA Direct Housing per Disaster Declaration

There are currently **2,223** Households Occupying **2,236** Temporary Units



DR	Declaration Date	Assistance End Date	Current # of Households in Direct Housing (Weekly Change)	
4796-IA	7/16/2024	12/26/2025	11	(0)
4795-NM	7/16/2024	12/21/2025	33	(7)
4734-FL	8/31/2023	2/28/2025	27	(-2)
4724-HI	8/10/2023	2/10/2025	1187	(-3)
4720-VT	7/14/2023	1/14/2025	5	(-1)
4715-GU	5/25/2023	11/28/2024	2	(-1)
4698-AR	4/2/2023	10/2/2024	7	(-1)
4697-MS	3/26/2023	9/26/2024	49	(0)
4673-FL	9/29/2022	9/29/2024	217	(-11)
4611-LA	8/29/2021	8/29/2024	620	(-9)
4570-LA	10/16/2020	8/29/2024	5	(0)
4559-LA	8/28/2020	8/29/2024	60	(-3)

Projected Housing Plans





FEMA

Helping people before, during, and after disasters.



Scan to subscribe to this briefing.