

FEMA National Watch Center

Daily Operations Briefing

Wednesday, October 26, 2022

8:30 a.m. ET



FEMA

National Current Ops / Monitoring

New Significant Incidents / Ongoing Ops

- No significant incidents / operations

Hazard Monitoring

- Heavy snow – Northern Intermountain
- Tropical Activity:
 - Atlantic:
 - Disturbance 1: Low (30%)
 - Disturbance 2: Low (30%)

Disaster Declaration Activity

- No new declaration activity

Event Monitoring

- No significant events



FEMA

Tropical Outlook – Five Day

Central Pacific



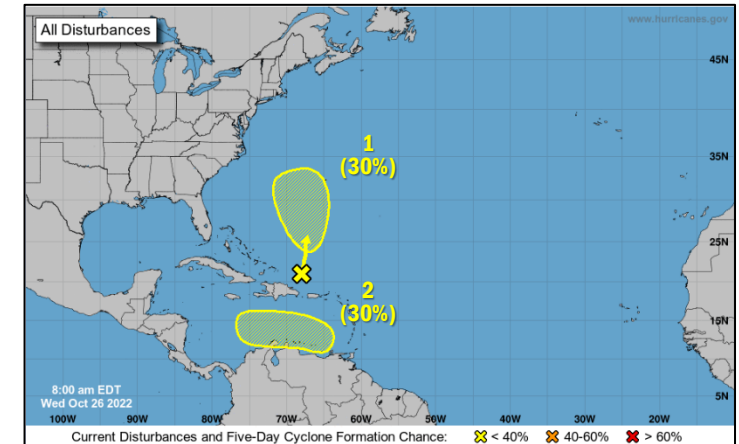
- No tropical cyclones expected during the next 5 days

Eastern Pacific



- No tropical cyclones expected during the next 5 days

Atlantic



Disturbance 1 (as of 8:00 a.m. ET)

- Trough of low pressure stretching from the central Caribbean northward to the southwestern Atlantic
- Conditions appear conducive for some gradual subtropical development of this system over the next few days
- Formation – 48-hour: Low (20%); 5-day: Low (30%)

Disturbance 2 (as of 8:00 a.m. ET)

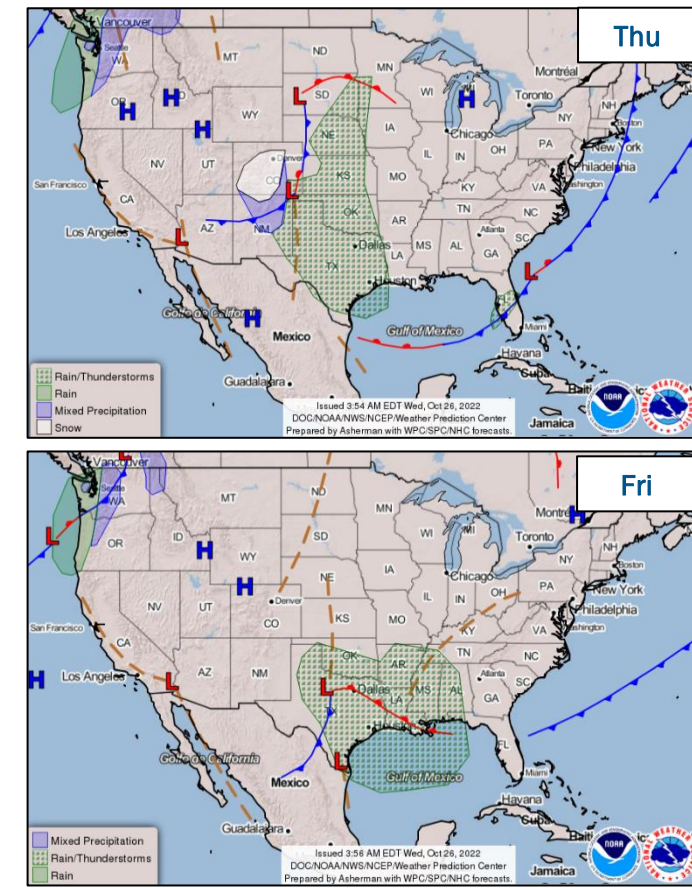
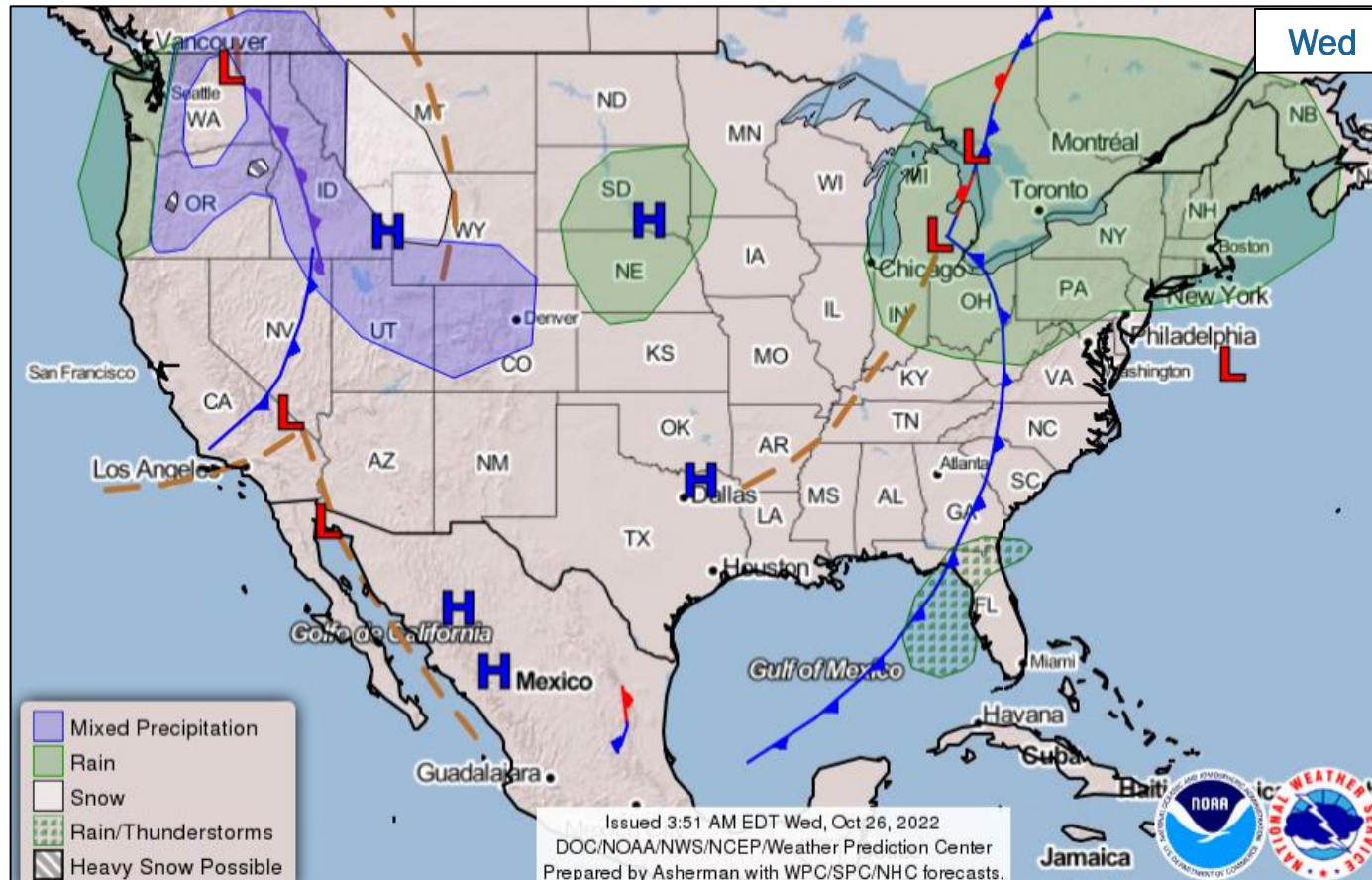
- Could form over the eastern Caribbean Sea by early this weekend
- Conditions are forecast to be conducive for gradual development while moving WNW by the end of the weekend
- Formation chance – 48 hour: Low (near 0%); 5-day: Low (30%)



FEMA

National Watch Center

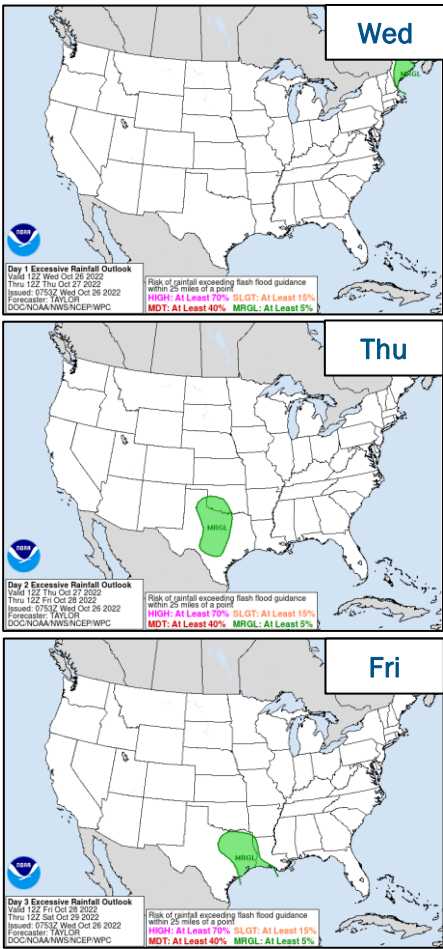
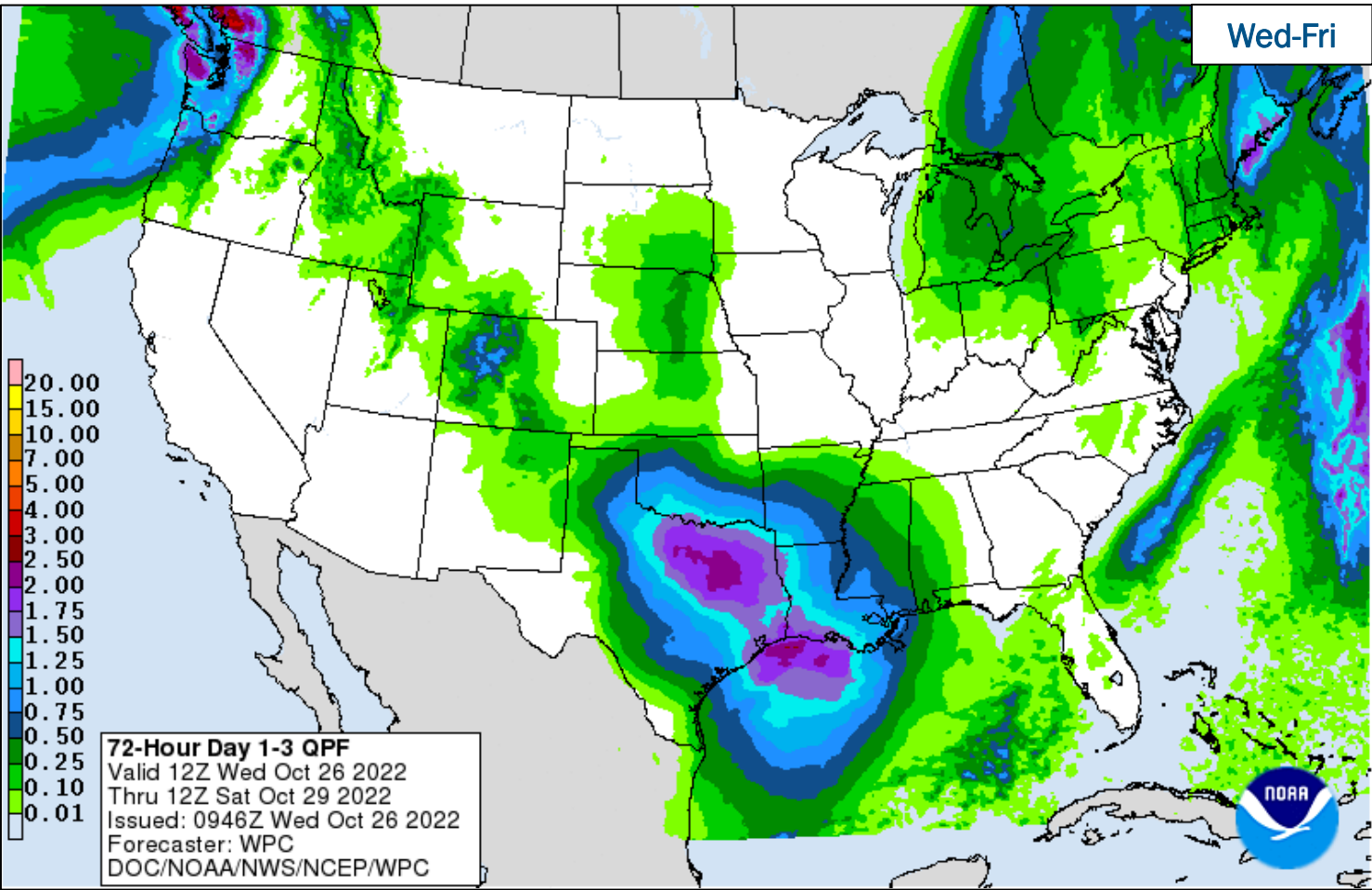
National Weather Forecast



FEMA

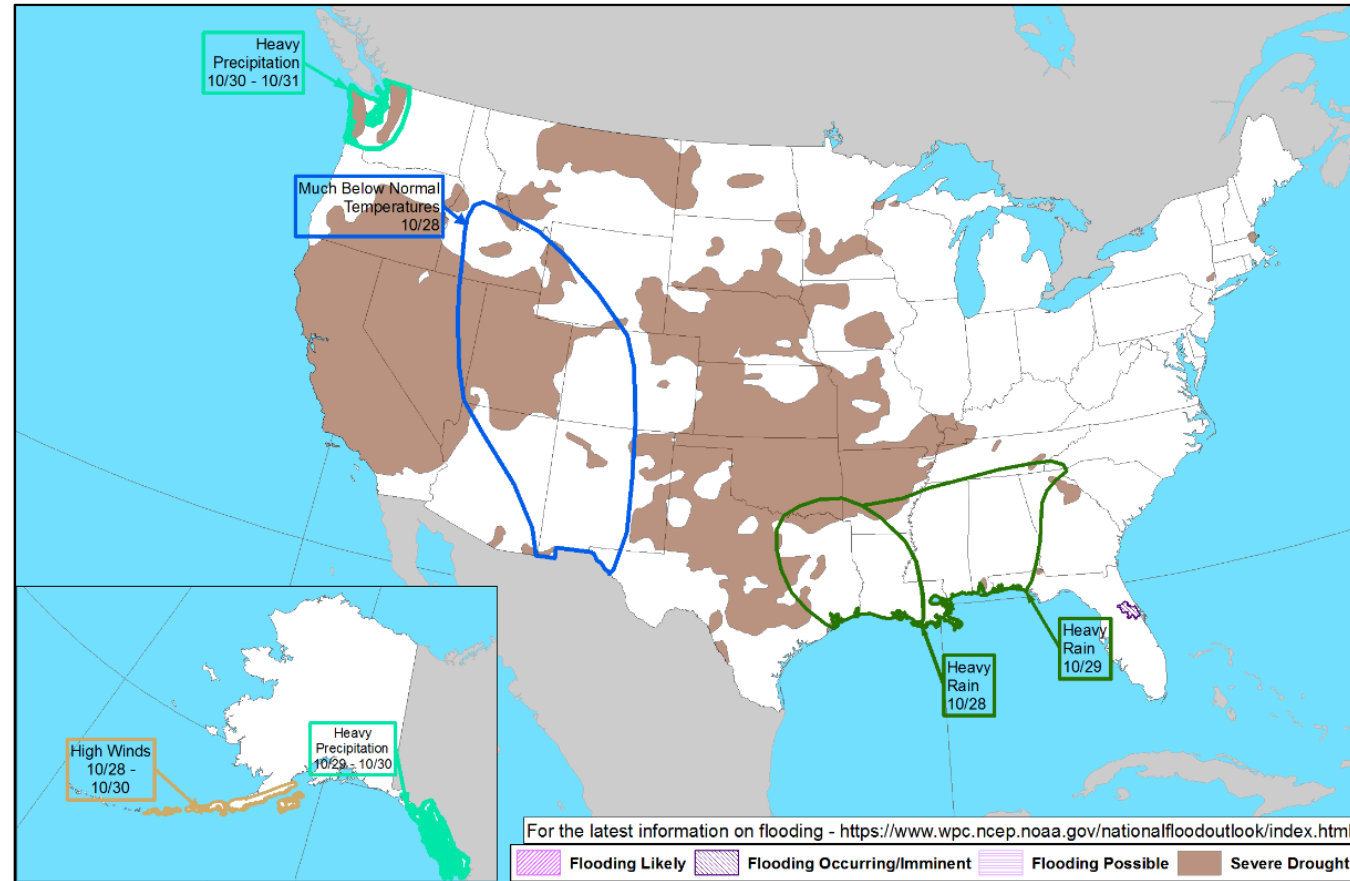
National Watch Center

Precipitation & Excessive Rainfall



FEMA

Hazards Outlook – Oct 28-Nov 1



FEMA

National Watch Center

FEMA Common Operating Picture

15

Joint Field
Offices

9

Virtual Joint
Field Offices

54

Major
Disasters

11

Emergency
Declarations

Wednesday
October 26, 2022
8:30 a.m. ET

FEMA HQ

NWC

NRCC

Monitoring

Rostered

FEMA REGIONS

Watch

RRCC

Monitoring

I

Rostered

Monitoring

II

Rostered

Monitoring

III

Rostered

Monitoring

IV

Rostered

Monitoring

V

Rostered

Monitoring

VI

Rostered

Monitoring

VII

Rostered

Monitoring

VIII

Rostered

Monitoring

IX

Rostered

Monitoring

X

Rostered

Notes:

RWCs/RRCCs:

STATE EOCs:

- NJ: Remnants of Ida
- NJ/WA: Monkeypox
- CO/NJ: Avian Influenza
- PR: TC Fiona
- FL: TC Ian
- GA: Supply Chain Disruptions
- KY/NM: Flooding
- MS: Jackson Water Crisis
- TN: Severe Weather
- IL: SW Border Bus Reception and Coordination
- AZ/CO/NM/WA: Wildfires
- KS: All Hazards
- AS/HI: Seismic Activity
- AK: West Coast Storm

Surge Capacity Force

Rostered

7,698 (+2)

Deployed

254 (+3)

N-IMATs

2-4 Teams Available

Red

White

FL

Blue

PR/FL

Gold

R-IMATs

4-6 Teams Available

I

FL

II

PR

III

FL

IV-1

FL

IV-2

FL

V

PR

VI-1

Personnel

VI-2

VII

1

VIII

FL

IX-1

Personnel

IX-2

X

AK

Fully Mission Capable (FMC)

Partially Mission Capable (PMC)

Not Mission Capable (NMC)

Deployed

REGIONAL BREAKDOWN

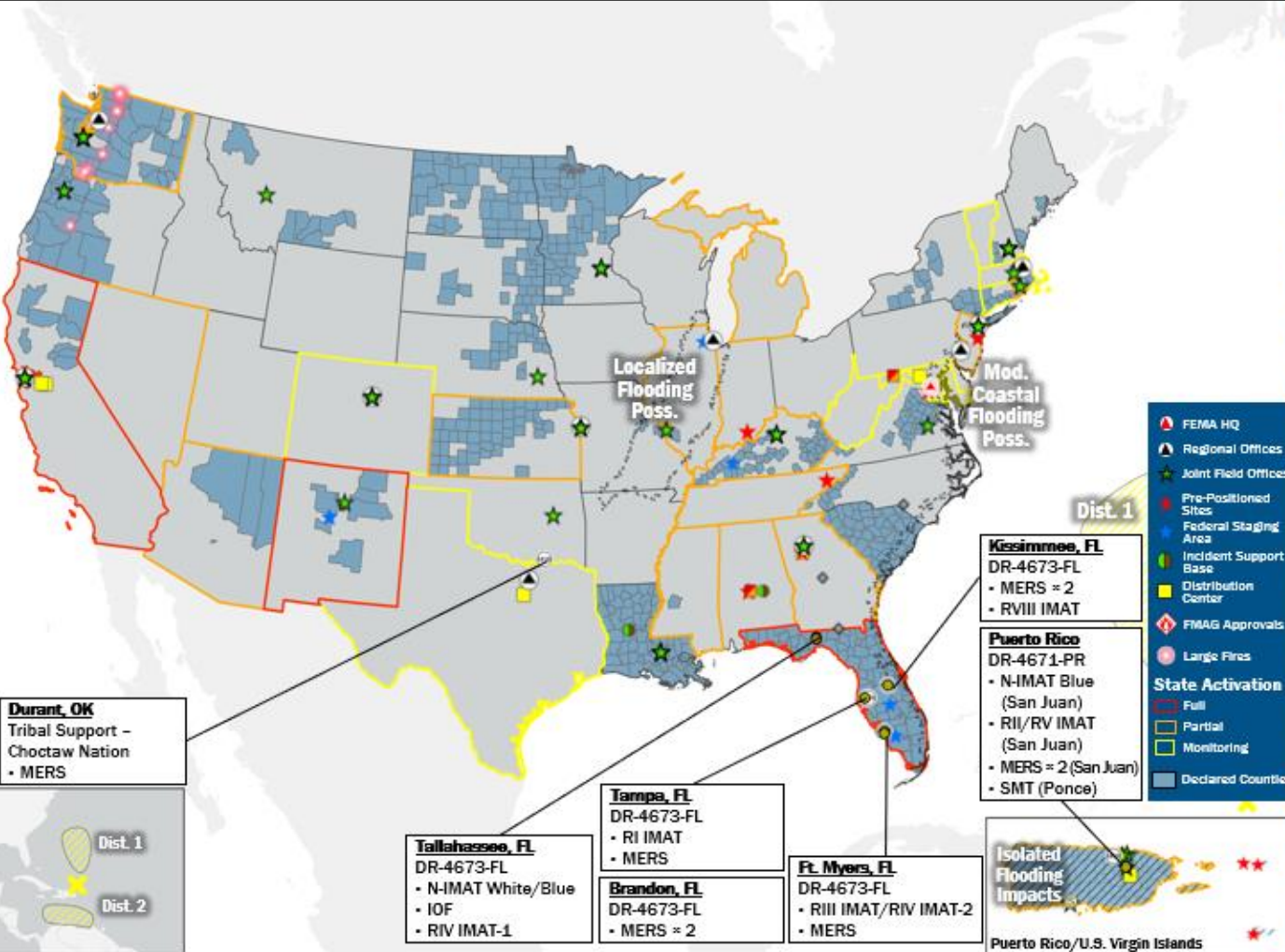
	JFO/VJFO	DR	EM
I	3/0	6	1
II	2/3	5	3
III	1/0	2	0
IV	1/1	6	4
V	1/0	4	0
VI	2/1	3	3
VII	2/1	4	0
VIII	1/1	4	0
IX	0/1	6	0
X	2/1	14	0



Anchorage, AK
DR-4672-AK
• RX IMAT



Durant, OK
Tribal Support -
Choctaw Nation
• MERS



Dist. 1

Dist. 2

Dist. 3

Dist. 4

Dist. 5

Dist. 6

Dist. 7

Dist. 8

Dist. 9

Dist. 10

Dist. 11

Dist. 12

Dist. 13

Dist. 14

Dist. 15

Dist. 16

Dist. 17

Dist. 18

Dist. 19

Dist. 20

Dist. 21

Dist. 22

Dist. 23

Dist. 24

Dist. 25

Dist. 26

Dist. 27

Dist. 28

Dist. 29

Dist. 30

Dist. 31

Dist. 32

Dist. 33

Dist. 34

Dist. 35

Dist. 36

Dist. 37

Dist. 38

Dist. 39

Dist. 40

Dist. 41

Dist. 42

Dist. 43

Dist. 44

Dist. 45

Dist. 46

Dist. 47

Dist. 48

Dist. 49

Dist. 50

Dist. 51

Dist. 52

Dist. 53

Dist. 54

Dist. 55

Dist. 56

Dist. 57

Dist. 58

Dist. 59

Dist. 60

Dist. 61

Dist. 62

Dist. 63

Dist. 64

Dist. 65

Dist. 66

Dist. 67

Dist. 68

Dist. 69

Dist. 70

Dist. 71

Dist. 72

Dist. 73

Dist. 74

Dist. 75

Dist. 76

Dist. 77

Dist. 78

Dist. 79

Dist. 80

Dist. 81

Dist. 82

Dist. 83

Dist. 84

Dist. 85

Dist. 86

Dist. 87

Dist. 88

Dist. 89

Dist. 90

Dist. 91

Dist. 92

Dist. 93

Dist. 94

Dist. 95

Dist. 96

Dist. 97

Dist. 98

Dist. 99

Dist. 100

Dist. 101

Dist. 102

Dist. 103

Dist. 104

Dist. 105

Dist. 106

Dist. 107

Dist. 108

Dist. 109

Dist. 110

Dist. 111

Dist. 112

Dist. 113

Dist. 114

Dist. 115

Dist. 116

Dist. 117

Dist. 118

Dist. 119

Dist. 120

Dist. 121

Dist. 122

Dist. 123

Dist. 124

Dist. 125

Dist. 126

Dist. 127

Dist. 128

Dist. 129

Dist. 130

Dist. 131

Dist. 132

Dist. 133

Dist. 134

Dist. 135

Dist. 136

Dist. 137

Dist. 138

Dist. 139

Dist. 140

Dist. 141

Dist. 142

Dist. 143

Dist. 144

Dist. 145

Dist. 146

Dist. 147

Dist. 148

Dist. 149

Dist. 150

Dist. 151

Dist. 152

Dist. 153

Dist. 154

Dist. 155

Dist. 156

Dist. 157

Dist. 158

Dist. 159

Dist. 160

Dist. 161

Dist. 162

Dist. 163

Dist. 164

Dist. 165

Dist. 166

Dist. 167

Dist. 168

Dist. 169

Dist. 170

Dist. 171

Dist. 172

Dist. 173

Dist. 174

Dist. 175

Dist. 176

Dist. 177

Dist. 178

Dist. 179

Dist. 180

Dist. 181

Dist. 182

Dist. 183

Dist. 184

Dist. 185

Dist. 186

Dist. 187

Dist. 188

Dist. 189

Dist. 190

Dist. 191

Dist. 192

Dist. 193

Dist. 194

Dist. 195

Dist. 196

Dist. 197

Dist. 198

Dist. 199

Joint Preliminary Damage Assessments

Region	State / Location	Incident	IA	Number of Counties		Start – End
			PA	Requested	Complete	
IV	SC	Hurricane Ian Sep 25 – Oct 4	IA	4	4	10/16 – 10/24
			PA	8	7	10/17 – TBD
V	IN	Flooding Sep 3	IA	0	0	N/A
			PA	3	0	10/18 – TBD
VI	NM	Monsoons Jun 20 and continuing	IA	17	0	TBD
			PA	12	12	6/22 – 10/3



FEMA

Declaration Requests in Process – 4

State / Tribe / Territory – Incident Description	Type	IA	PA	HM	Requested
OR – Wildfires and Straight-line Winds	EM		X		Sep 9
GA – Flooding	DR	X			Oct 4
WV – Severe Storms, Flooding, Landslides, and Mudslides	DR	X	X	X	Oct 14
UT – Severe Storms and Flooding	DR		X	X	Oct 19



FEMA



FEMA

Helping people before, during, and after disasters.



Scan to subscribe to this briefing.